

Service Manual

ViewSonic N3235w-1M

Model No. VS11770-1M

32" LCD TV

(N3235w-1M_SM Rev. 1a Jun. 2007)

ViewSonic® 381 Brea Canyon Road, Walnut, California 91789 USA - (800) 888-8583

Copyright

Copyright © 2007 by ViewSonic Corporation. All rights reserved. No part of this publication may be reproduced, transmitted, transcribed, stored in a retrieval system, or translated into any language or computer language, in any form or by any means, electronic, mechanical, magnetic, optical, chemical, manual or otherwise, without the prior written permission of ViewSonic Corporation.

Disclaimer

ViewSonic makes no representations or warranties, either expressed or implied, with respect to the contents hereof and specifically disclaims any warranty of merchantability or fitness for any particular purpose. Further, ViewSonic reserves the right to revise this publication and to make changes from time to time in the contents hereof without obligation of ViewSonic to notify any person of such revision or changes.

Trademarks

Optiquest is a registered trademark of ViewSonic Corporation.

ViewSonic is a registered trademark of ViewSonic Corporation.

All other trademarks used within this document are the property of their respective owners.

Product disposal at end of product life

The lamp in this product contains mercury. Please dispose of in accordance with local, state or federal laws.

Revision History

Revision	SM Editing Date	ECR Number	Description of Changes	Editor
1a	06/01/07		Initial Release	Sophia Kao

TABLE OF CONTENTS

1. Precautions and Safety Notices.....	1
2. Specification.....	4
3. Front Panel Function Control Description.....	9
4. Circuit Description.....	23
5. Adjustment Procedure	27
6. Trouble Shooting Flow Chart.....	54
7. Block Diagram	58
8. Schematic Diagrams.....	59
9. PCB Layout Diagrams	72
10. Exploded Diagram And Exploded Parts List.....	80
11. Recommend Spare Parts List.....	83

1. Precautions and Safety Notices

1. Appropriate Operation

- (1) Turn off the product before cleaning.
- (2) Use only a dry soft cloth when cleaning the LCD panel surface.
- (3) Use a soft cloth soaked with mild detergent to clean the display housing.
- (4) Disconnect the power plug from AC outlet if the product is not used for a long period of time.
- (5) If smoke, abnormal noise, or strange odor is present, immediately switch the LCD display off.
- (6) Do not touch the LCD panel surface with sharp or hard objects.
- (7) Do not place heavy objects on the LCD display, video cable, or power cord.
- (8) Do not use abrasive cleaners, waxes or solvents for your cleaning.
- (9) Do not operate the product under the following conditions:
 - Extremely hot, cold or humid environment.
 - Areas susceptible to excessive dust and dirt.
 - Near any appliance generating a strong magnetic field.
 - Place in direct sunlight.

2. Caution

No modification of any circuit should be attempted. Service work should only be performed after you are thoroughly familiar with all of the following safety checks and servicing guidelines.

3. Safety Check

Care should be taken while servicing this LCD display. Because of the high voltage used in the inverter circuit, the voltage is exposed in such areas as the associated transformer circuits.

4. Power Supply Requirements







The external AC power operating range shall be from 90 to 264Vac


5. LCD Module Handling Precautions

5.1. Handling Precautions

- (1) Since front polarizer is easily damaged, pay attention not to scratch it.
- (2) Be sure to turn off power supply when inserting or disconnecting from input connector.
- (3) Wipe off water drop immediately. Long contact with water may cause discoloration or spots.
- (4) When the panel surface is soiled, wipe it with absorbent cotton or other soft cloth.
- (5) Since the panel is made of glass, it may break or crack if dropped or bumped on hard surface.
- (6) Since CMOS LSI is used in this module, take care of static electricity and insure human earth when handling.
- (7) Do not open nor modify the Module Assembly.
- (8) Do not press the reflector sheet at the back of the module to any directions.
- (9) In case if a Module has to be put back into the packing container slot after once it was taken out from the container, do not press the center of the CCFL Reflector edge. Instead, press at the far ends of the CFL Reflector edge softly. Otherwise the TFT Module may be damaged.
- (10) At the insertion or removal of the Signal Interface Connector, be sure not to rotate nor tilt the Interface Connector of the TFT Module.
- (11) After installation of the TFT Module into an enclosure (LCD monitor housing, for example), do not twist nor bend the TFT Module even momentary. At designing the enclosure, it should be taken into consideration that no bending/twisting forces are applied to the TFT Module from outside. Otherwise the TFT Module may be damaged.
- (12) Cold cathode fluorescent lamp in LCD contains a small amount of mercury. Please follow local ordinances or regulations for disposal.
- (13) Small amount of materials having no flammability grade is used in the LCD module. The LCD module should be supplied by power complied with requirements of Limited Power Source (IEC60950 or UL1950), or be applied exemption.
- (14) The LCD module is designed so that the CFL in it is supplied by Limited Current Circuit (IEC60950 or UL1950). Do not connect the CFL in Hazardous Voltage Circuit.

5.2. Handling and Placing Methods

Correct Methods:	Incorrect Methods:
<p>Only touch the metal frame of the LCD panel or the front cover of the monitor. Do not touch the surface of the polarizer.</p>	<p>Surface of the LCD panel is pressed by fingers and that may cause “Mura”</p>
	
	
<p>Take out the monitor with cushions</p>	<p>Taking out the monitor by grasping the LCD panel. That may cause “Mura”</p>
	
<p>Place the monitor on a clean and soft foam pad.</p>	<p>Placing the monitor on foreign objects. That could scratch the surface of the panel or cause “Mura”</p>



2. Specification

Parameter	Specification
LCD Type	a-Si TFT Active Matrix Wide Color, Transmissive Mode, Normally Black
LCD Interface	1-Channel LVDS
Resolution (Native)	WXGA, 1366 x 768
Display Area	31.5" diagonal; 697.68 (H) x 392.25 (V) mm.
Pixel Pitch	0.51075(H) × 0.51075(V) mm
Viewing Angle	H = +/- 88°, V = +/- 88° with CR≥10 (Typical)
Contrast Ratio	1200:1 (Typ); 800:1 (Min)
Brightness	500 nits (Typ.); 400 nits (Min)
Response Time	8ms, (Typical), g-g
Color Gamut	NTSC 75% Typ
Brightness Uniformity	1.3 (Max), measured per panel spec.
Chromaticity (CIE1931)	White-x:0.285, White-y:0.293 (Standard Mode Only)
Colors	16.7M (8-bit)
Surface Treatment	Hard coating (3H)
Backlight	14 CCFLs (Cold cathode Fluorescent Lamp)
Panel Acceptance	Refer to the panel acceptance criteria specification. Note: Intermittent and/or Display Pattern defects which result in further bright or dark dots will be counted individually against the above specification.
Front Screen Artifacts	VS Standard: a.) No Visible Streaking, Sag or Smearing artifacts when driven by the specified video cards (see 7.1 General Test Equipment) in the primary mode (VGA at 60 Hz) and after user adjustment b.) No image drift or lose fine-tune settings due to panel temperature change

Note: Panel performance characteristics “MUST BE” met in all display modes/inputs at standard test conditions.

1. RF Tuner

RF tuner of this product shall be provided by “Samsung DTVS205CH201A” for NTSC/ATSC. The following table defines this tuner specification.

Parameter	Specification
RF Input Level	45 ~ 85dBμV
RF Tuning Range	NTSC: 55.25 to 801.25 MHz, 2-69 Channels for Off-Air and 2-125 Channels for CATV
RF Tuner Sensitivity (S/N Ratio at un-weight)	45 dB (min.)
Channel Bandwidth	NTSC/ATSC: 6 MHz Maximum
CVBS Characteristics: Video Amplitude Signal DC Level Sync Pulse	0.7(min.)–1.1(max.) V Typical. 0.35 V
Audio Characteristics: AF Output Level Measured via LP 20 kHz Filter, RMS Decoder, 75us De-emphasis THD S/N	Typical. 0.35Vrms 10% (max.) 44 dB (min.)
Compatible system TUNER	NTSC/ATSC
Compatible system AV	NTSC M

2. Video

Built-in A/D converter shall provide analog to digital converter for this product.

Input Parameter	Specification
CVBS Characteristics: Video Amplitude Signal DC Level Sync Pulse	0.7(min.)–1.1(max.) V Typical. 0.3 Vp-p
S-Video Characteristics: Video Amplitude Signal DC Level Sync Pulse	Y : 1.0Vp-p W / Neg. Sync (IN 75 Ω) C : 0.285Vp-p (IN 75 Ω)
Y, Cb,Cr Characteristics: Video Amplitude Signal DC Level Sync Pulse	Y:1.0Vp-p(IN 75 Ω) Pb:0.7 Vp-p(IN 75 Ω),Pr:0.7 Vp-p(IN 75 Ω)
Video Bandwidth	NTSC: 6 MHz Maximum
HDMI Characteristics	Panel Link T.M.D.S HDMI-1.1
RGB Characteristics: Signal Type Sync Type Input Signal Rating Sync Level: Frequency Range Pixel Color	Analog VGA TTL, Separate Sync, with 4.7KΩ pull-down resistors 1250mv Max without damage to the product, 0-700 mv Full Range 2.5-5.25 V Horizontal: 30-80K Hz, Vertical: 50-75 Hz 16 M

3. Audio

Audio amp of this product shall be provided by “Yamaha” with a Model Number of YDA138 . “MTK” MT5371 for N3235w-M shall be used as sound processor. In addition, a pair of speakers shall be integrated within this product. The audio signals of this product shall comply with the specification listed in the following table.

Parameter	Specification	
	Phone Jack out	
	Tuner Input	Base band Input
Speaker Power Output Max Rating	10 W x 2 at 10% T.H.D Distortion	10W x 2 at 10% T.H.D. Distortion
Speaker Impedance	main spk :6 Ω6	main spk :6 Ω6
Line In	Per Tuner Spec	500 mV rms (Typ) 1.6 V rms (Max)
Line Out	500 mVrms +/- 10% @1K Hz tone (with +/-25k Hz deviation at input, volume with non-attenuation and loading with 47k Ohm)	500 mVrms +/- 10% @1K Hz tone (with +/-25k Hz deviation at input, volume with non-attenuation and loading with 47k Ohm)
Flatness of Amplitude Response (100Hz ~ 10KHz)	+/- 3 db (at 1KHz @1W)	+/- 3 db (at 1KHz @1W)
Total Harmonic Distortion (1KHz @1W)	2%	1%
Signal to Noise (1KHz @1W)	30 dB (40Hz to 15KHz)	40dB(400Hz to 20 kHz)

4. Electrical

The following table defines the electrical specification of this product.

Power Input Voltage Range	100-240VAC +/- 10% Wide Range
Input Frequency Range	47-63 Hz
Input Current	3.0A @ 115VAC // 1.5A @ 230VAC
Power Supply Inrush	Max in < 150A (with fully loaded power supply) at 230Vac Shall not result in permanent failure of power supply (including blown

	fuse)
Power Consumption: Normal	Normal: 180 W (Max) // Stand by: < 3 W
Interference with RF and Video	There shall be no visible interference between power supply, RF and video signals. This applies to all available RF channels and video modes.
Electromagnetic Compatibility	This product shall adhere to the compatibility and immunity specifications in FCC.
Power Supply Transient Immunity (Supply Transients and Outage)	Able to withstand an ANSI / IEEE C62.41 – 1980 2000V ring wave with no damage.
Surge Immunity Test	Able to withstand 1.25X nominal Line Voltage for one cycle with no damage.
Power Supply Missing Cycle Immunity	Function properly without reset or visible screen artifact when 1/3 cycle of AC Power is randomly missing.
Power Supply Acoustics	Power supply shall not produce any audible noise during startup and normal operation. Audible shall define to be in compliance with ISO 7779 (DIN EN27779: 1991) . Power Switch noise shall be Excluded.
Efficiency	>= 80% @ full load, nominal line
Leakage Current	<0.5mA @ 240VAC
Power Saving(DPMS)	< 3 W (only for VGA source)
Recovery Time	< 3 sec.
Power Factor Correction	Compliant with EN61000-3-2

5. Firmware & OSD

The product firmware of VS11770-1M shall have a firmware version of V:P01 or later version. Any changes/revisions afterward shall also be pre-approved by ViewSonic in written. For VS11770-1M, its firmware shall have a built-in frequency table for NTSC/ATSC off-air TV/CATV, Closed-Caption, and with MTS implementation.

All audio/video and other output adjustments shall be performed by using an On Screen Display (OSD) via a Remote Control Unit (RCU) adjustment. The following tables list the OSD functions supported by VS11770-1M.

OSD	
Picture Mode	Picture effect selections on Cinema, Sport, Vivid, Hi-bright, and User
Brightness	Adjust the Black levels
Contrast	Adjust the White levels
Color	Adjust the Color levels
Tint	Adjust the Tint levels
Sharpness	Adjust the Sharpness levels
Color Temperature	Selections on Normal, Warm, user, Cold
Balance	Adjust the Speak output levels
Bass	Adjust the Low Frequency levels
Treble	Adjust the Hi Frequency levels
Surround	Surround sound effect On or Off
Reverb	Reverb Sound effect selections on Concert, Living Room, Hall, Bathroom, Cave, Arena, Church, and Off the effect
Equalizer	Equalizer effect selections on Rock, POP, Live, Dance, Techno, Classic, Soft, and Off the sound effect.
SPDIF Type	SPDIF output selections on PCM, Dolby Digital and Off the output.
Auto Volume Control	Auto set the same sound level between different TV channels.
Tuner Mode	Selections TV sources to Air or Cable
Auto Scan	TV program Auto Search
Channel Skip	TV channel Add or Delete
MTS	TV Audio Selection on Mono, Stereo and Sap sound

Audio Language	Audio Language Selections on English, Spanish, and French
OSD Language	OSD Menu Language Selections on English , Spanish, and French
Aspect ratio	Selections the Image Size on Full, Letterbox, zoom, Panorama, No scale, Normal
Blue Mute	Blue Display On or Off when no input signal
Time setup	Set Time Zone, Time, Sleep Timer, and Auto Sleep
Close Caption	Displaying captions during closed caption source and closed caption mode select
Memory recall	Set user settings to factory preset value
Parental	TV program controlled by parents via password setting
RCU Key function	
Power	Soft power on or off
Picture	Picture effect selections on Cinema, Sport, Vivid, Hi-bright, and User
Sound	Reverb Sound effect selections on Concert, Living Room, Hall, Bathroom, Cave, Arena, Church, and Off the effect
TV/CATV	Swap Air TV and Cable TV. Swap to TV when in other source
MTS	Selection on Mono, Stereo and Sap sound
Sleep	Set TV Power off time
Info	Display current source input information
Mute	Mute On or Off sound
0 ~ 9, -	Direct channel key number
Return	Return to last channel
Guide	Electric program guide on Digital TV
CH up/down	Adjust channel up or channel down
Volume	Adjust the Volume levels
Up/Down/Left/Right arrows	Select or adjust the function of OSD
Fav.ch	Switch to favorite channel
Fav.A/D	Add or Del favorite channel
Menu	Turn On or Off OSD main menu or exit current menu
Input	Selections Input Source
Freeze	To freeze the current image
Zoom	Enlarge or shrink current image on the screen
Wide	Adjust image size on Full, Letter Box, Zoom, Panorama, No scale, Normal
Enter	Confirm the selection

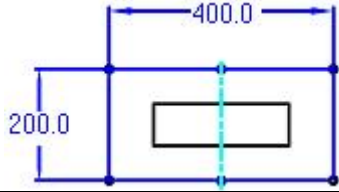
6. Remote Control Unit (RCU)

An IR remote control unit shall accompany this product along with battery. In addition, this remote control unit shall have an operational distance of 5 meters and an operational angle of 15 degrees for both horizontal and vertical.

Parameter	Specification
Type	IR; Made by Bontech Electronics Co., Ltd.
Range	Off axis $\pm 15^\circ \geq 5M$ On axis: $\geq 7M$
Life Testing (Buttons)	100,000 cycle operations at a rate of 20~30 cycle / minute without load (with battery)
Color	Painting Color - PANTONE 427C (Black for front bezel & back cover) Power Key - PANTONE 032C (RED) Key Pads – PANTONE 11C & PANTONE 5C(Cool Gray) Texts Printed on Front Cover and Key Pads - PANTONE 427C, PANTONE 433C(Black)

7. Mechanical

The following table defines the mechanical specifications of this product for both chassis and cabinet.

Parameter	Specification
Dimension W/O stand	W=800mm, H=632.6mm and D=210mm W=800mm, H=573.5mm and D=117.6 mm
Net Weight	17kg, 37.4 lb.
Gross Weight	21.3kg, 46.9 lb.
Net weight *without* stand	15.41kg, 33.97 lb.
Chassis Plastic Material	ABS (ABS HB / ABS VO / PC+ABS/HIPS+MICA)
External Plastic Chassis Components	N/A
Exterior Chassis Color/Texture/Details	Refer to N3235WM Product ID
Chassis Component's Color Difference	Refer to N3235WM Color Guide
Chassis Color Drift Due to UV-Light	The color drift due to UL-Light shall be less than 10 "Delta E" in the 1976 CIE L*a*b color space. Testing shall be performed according to the requirements of ASTM Test Method D4459-93.
Molded Plastic	Workmanship shall be inspected according to ViewSonic Molded Plastic Parts Specification, VSCMPPSPEC001V1.2.
Screen Printed Parts, Bird Logo Recess	Artwork shall be provided and confirmed by ViewSonic.
Rear Label	A label identifying the product name, model/serial number and FCC ID/Logo shall be placed into the rear label recess located on the rear panel of the chassis.
Wall Mount	400mmx200mm VESA high hole (n=6), M6 X 10mm , pitch =1.0mm screw mounting kit not included. 
Sample	Sample of textured color chips, plastic material specification, and Material Safety Data Sheets shall be submitted to ViewSonic prior to Mass Production Release.

In addition, all exterior surfaces shall have uniform texture/color. The maximum acceptable gap between the buckets to bezel plastic pieces shall be within 1.5 mm. The maximum acceptable gap between LCD panel and bezel shall be within 2.5 mm.

8. Environmental

Operating Temperature	0°C to +40°C
Humidity	0 ~ 65% non-condensing
Altitude	0 meter to +3000 meters above sea level
Storage Temperature	-20°C to +60°C
Humidity	0 ~ 90% non-condensing
Altitude	0 meter to 12,000 meters above sea level

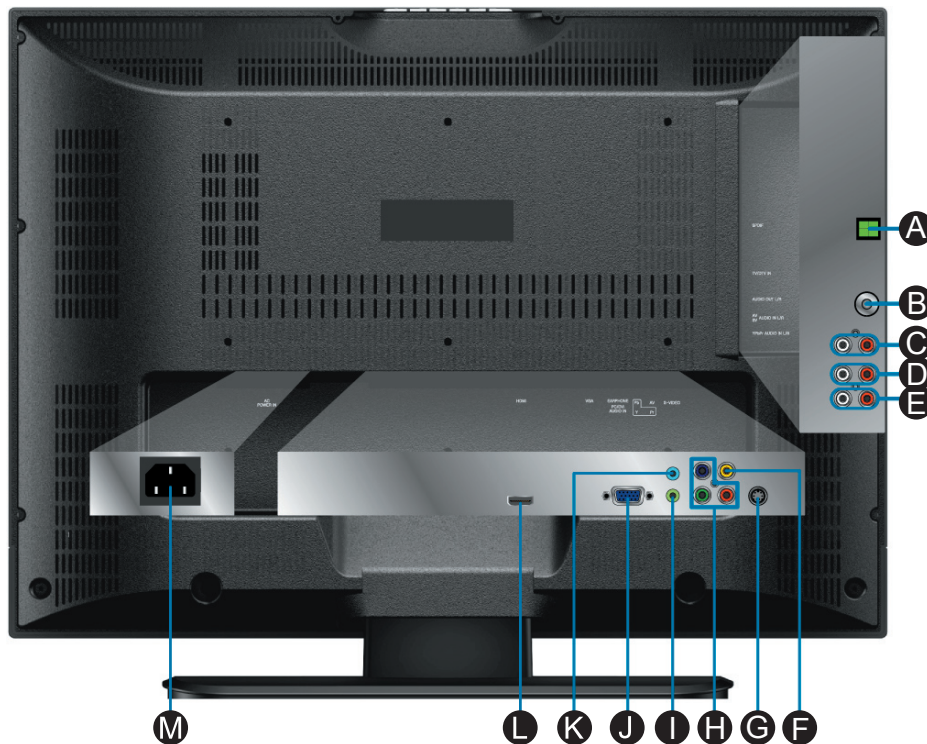
3. Front Panel Function Control Description

Front View of the Product



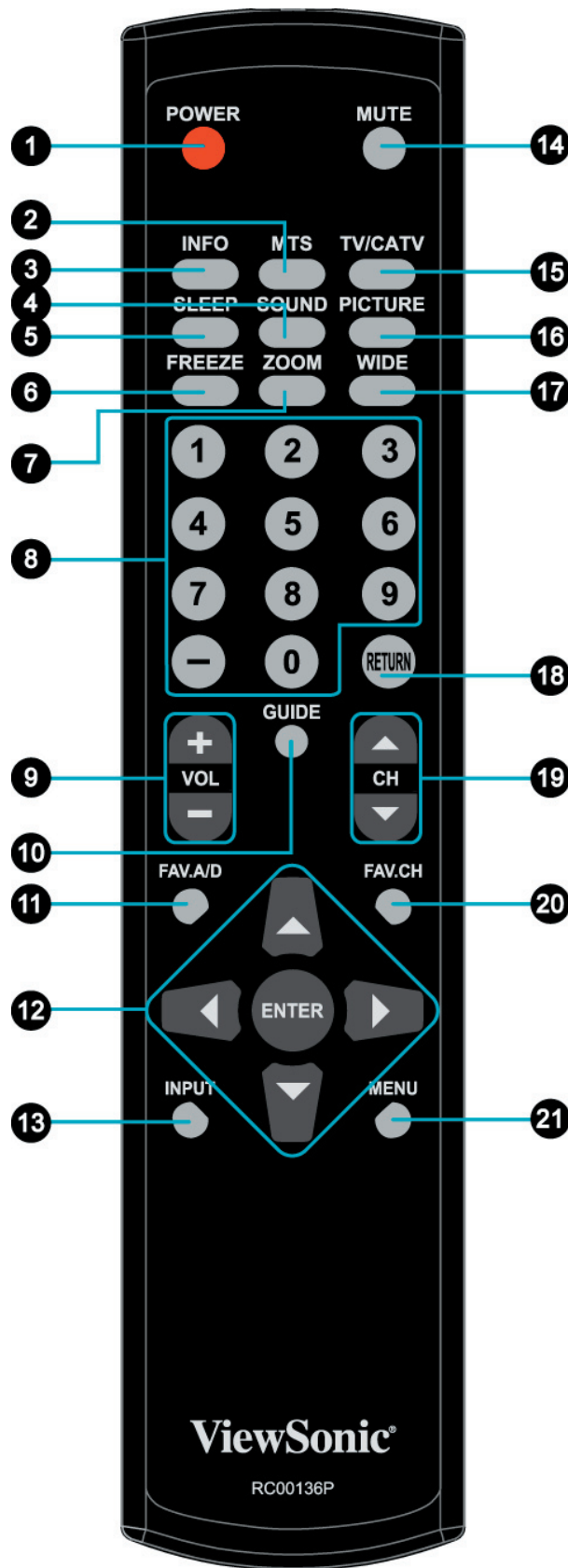
- ① **Volume Down**
Decrease sound volume or adjust a highlighted control while in OSD menu.
- ② **Volume Up**
Increase sound volume or adjust a highlighted control while in OSD menu.
- ③ **Menu**
Turn OSD menu ON/OFF.
- ④ **CH Down**
Channel down when source is TV, or select a control while in OSD menu.
- ⑤ **CH Up**
Channel up when source is TV, or select a control while in OSD menu.
- ⑥ **ENTER**
To highlight a control in OSD menu.
- ⑦ **Power ON/OFF button**
- ⑧ **Remote Control Receiver**
- ⑨ **Power LED Indicator**

Rear View of the Product



- A SPDIF Optical output**
Connect this port to the SPDIF input of A/V device.
- B Cable/Air input jack**
Connect this port to RF/ CATV/ Digital cable.
- C Audio output**
Connect this port to your A/V device with audio in (RCA) connectors or to audio amplifier.
- D AV/ S-Video signal Audio input (left/right)**
Connect this port to the RCA audio output connectors of your A/V device.
- E YPbPr signal Audio input (left/right)**
Connect this port to the RCA audio output connectors of your A/V device.
- F Composite Video input**
Connect this port to the composite video output of A/V device.
- G S-Video input**
Connect this port to the S-Video output of A/V device.
- H YPbPr signal input**
Connect this port to the YPbPr output of A/V device.
- I PC Audio input**
Connect this port to PC line out jack.
- J VGA signal input**
Connect this port to the VGA output of your PC.
- K Headphone Jack**
Connect this port to your headphone.
- L HDMI Input Terminal**
Connect this port to the HDMI output of A/V device.
- M Power (AC input)**
Using power cord provided, connect to a power source.

Remote Control



Remote control button function as follow

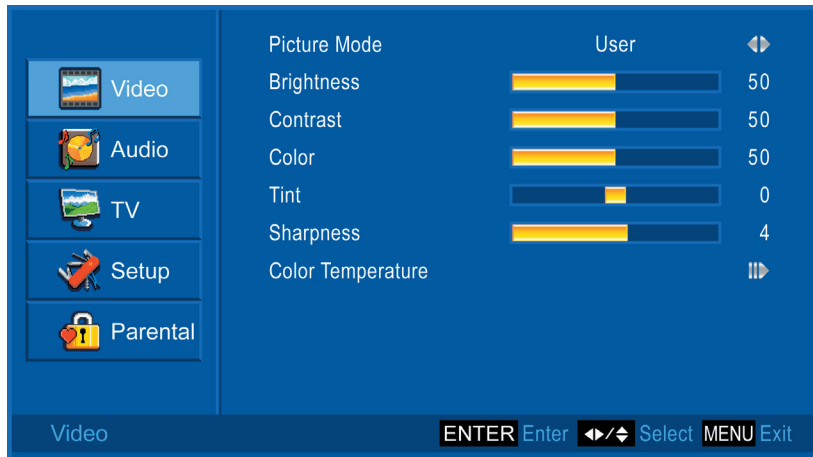
1	POWER	Power ON/OFF
2	MTS	Select Mono, Stereo or SAP sound
3	INFO	Display current information
4	SOUND	Select sound modes
5	SLEEP	Set timer to turn off TV
6	FREEZE	"Freeze-Frame" the current screen
7	ZOOM	Adjust window size
8	0~9, - number button	Directly channel select
9	VOL+ and VOL-	Adjust volume UP/DOWN
10	GUIDE	Show electronic program guide (EPG)
11	FAV.A/D	To skip or restore Favorite Channels
12	UP/ DOWN/ LEFT/ RIGHT/ ENTER button	UP/ DOWN for OSD function select and LEFT/ RIGHT for function adjust ENTER: Enter the function setting
13	INPUT	Input source select
14	MUTE	Volume mute ON/OFF
15	TV/CATV	Swap between TV/CATV
16	PICTURE	Select picture modes
17	WIDE	Change the image size
18	RETURN	Return to previous channel
19	CH▲ and CH▼	Adjust Channel UP/DOWN
20	FAV.CH	Select from preset Favorite Channels
21	MENU	On Screen Display (OSD) menu ON/OFF

OSD Functions

ADVANCED OPERATION — OSD MENU

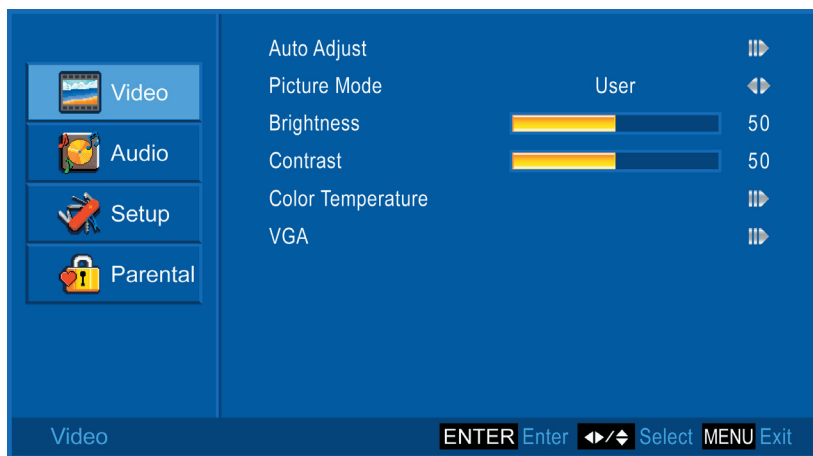
Video Menu — To adjust the picture quality

In TV, AV, S-Video, YPbPr, HDMI source:



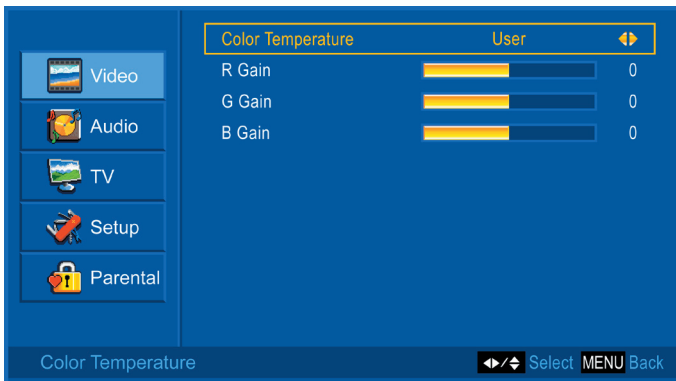
Note: When in AV, S-Video, YPbPr or HDMI source, the TV option on the left does not appear.

In VGA source:



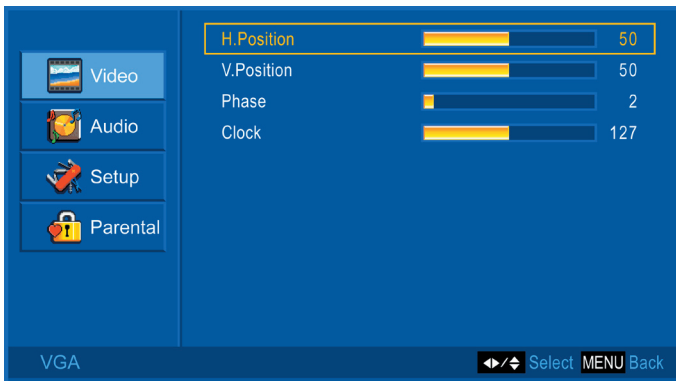
- **Picture Mode:** To select picture mode between User, Cinema, Sport, Vivid, and Hi-Bright.
- **Brightness:** To adjust luminance of video. (right: Max, left: Min.)
- **Contrast:** To adjust contrast of video. (right: Max, left: Min.)
- **Color:** To adjust color. (right: brilliant color, left: pale color.)
- **Tint:** To adjust tint level. (right: greenish tone, left: reddish tone.)
- **Sharpness:** To adjust picture sharpness. (right: sharper, left: softer.)

- **Color Temperature:** Press **ENTER** to select color temperature from User, Cool, Normal, and Warm.



When Color Temperature is selected to User, the R, G, B Gain level can be adjusted separately.

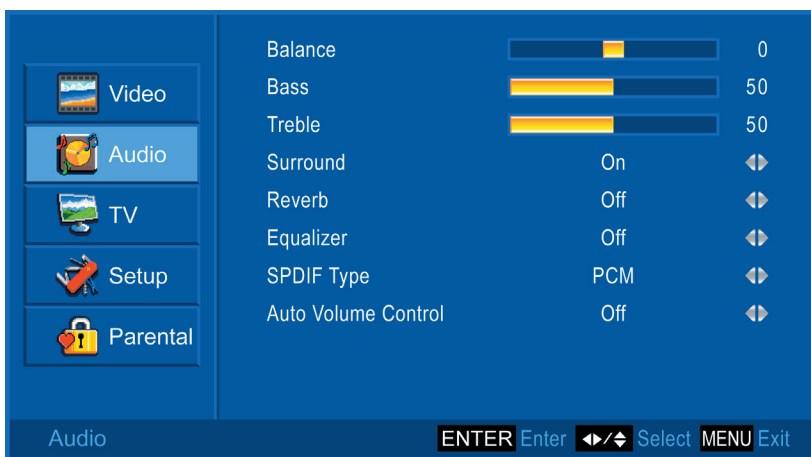
- **Auto Adjust:** Press **ENTER** to auto adjust picture's horizontal position, vertical position, fine tune and H-Size.
- **VGA:** Press **ENTER** to adjust VGA setting.



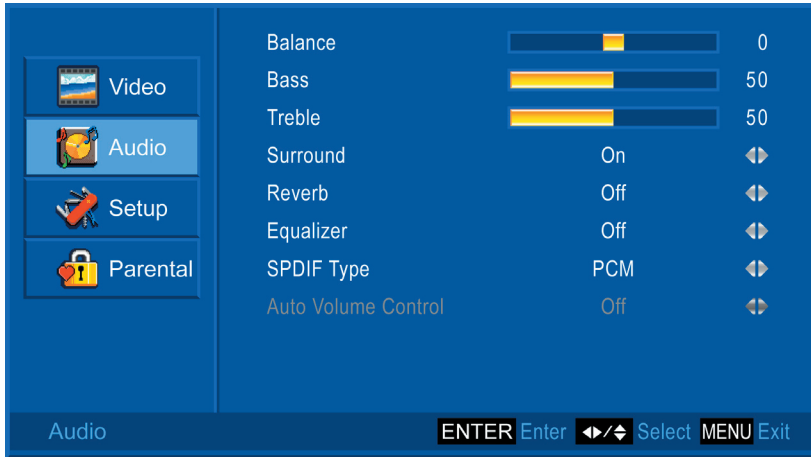
- * **H. Position:** To adjust the horizontal position of the picture.
- * **V. Position:** To adjust the vertical position of the picture.
- * **Phase:** To adjust delay time of phase in order to reduce the noise of picture.
- * **Clock:** To adjust delay time of clock in order to reduce the noise of picture.

Audio Menu — To set the audio quality and status

In TV source:



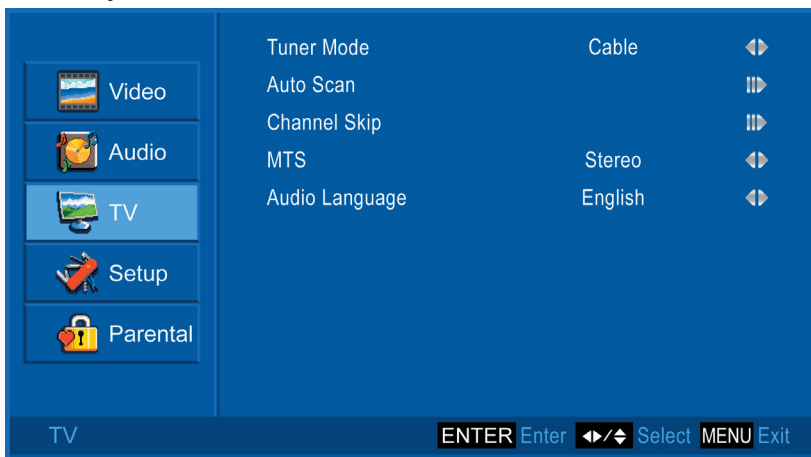
In AV, S-Video, YPbPr, HDMI, VGA source:



- **Balance:** To adjust left and right audio balance.
- **Bass:** To adjust bass.
- **Treble:** To adjust the treble.
- **Surround:** To enjoy a concert hall effect, select “On” when stereo is playing.
- **Reverb:** To enjoy the reverb sound effect of Concert, Living Room, Hall, Bathroom, Cave, Arena, or Church.
- **Equalizer:** To select equalizer modes from Rock, POP, Live, Dance, Techno, Classic, Soft.
- **SPDIF Type:** To select SPDIF Type from Dolby Digital, PCM, or Off.
- **Auto Volume control:** To turn On or Off Auto Volume control. (This function is only effective in TV source.)

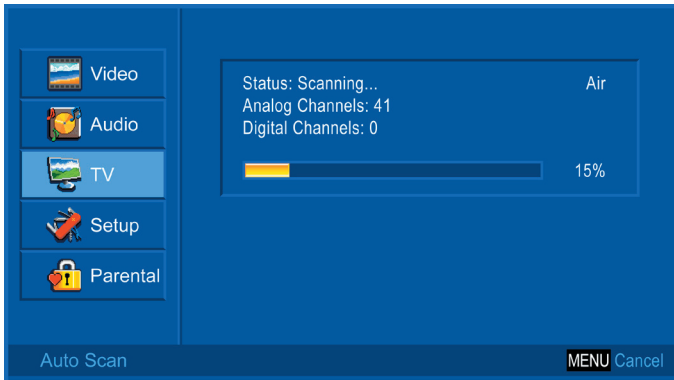
TV Menu — To set up for TV

It is only active in TV source.

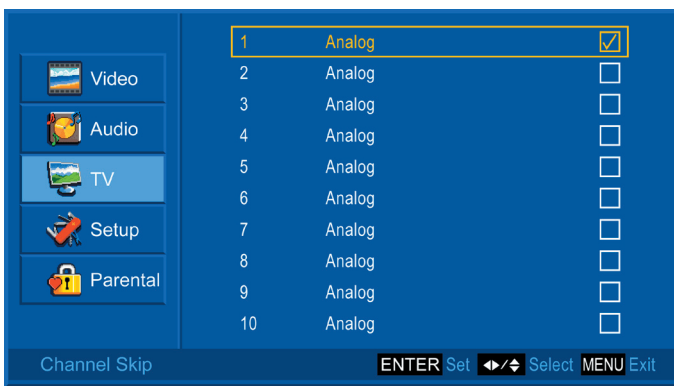


- **Tuner Mode:** To select Cable or Air as the TV source. Select “Cable” if you want to watch Cable TV channels, and select Air to watch Air TV channels.

- **Auto Scan:** To auto scan the TV and DTV channels. Press **ENTER** to start auto scanning Air and Cable TV channels. Press **MENU** again at any time to interrupt scanning.



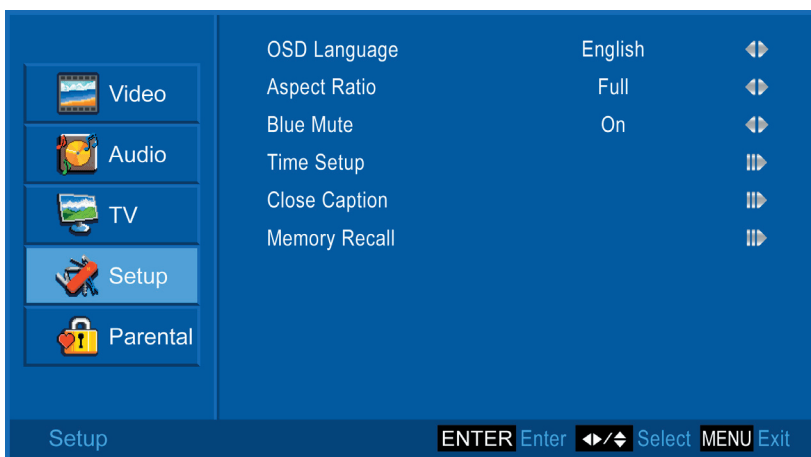
- **Channel Skip:** Press **ENTER** to skip the channel. To restore the channel, press **ENTER** again.



- **MTS:** To select audio mode from Mono, Stereo, or SAP when available.
- **Audio Language:** To select audio language from English, Spanish, or French.

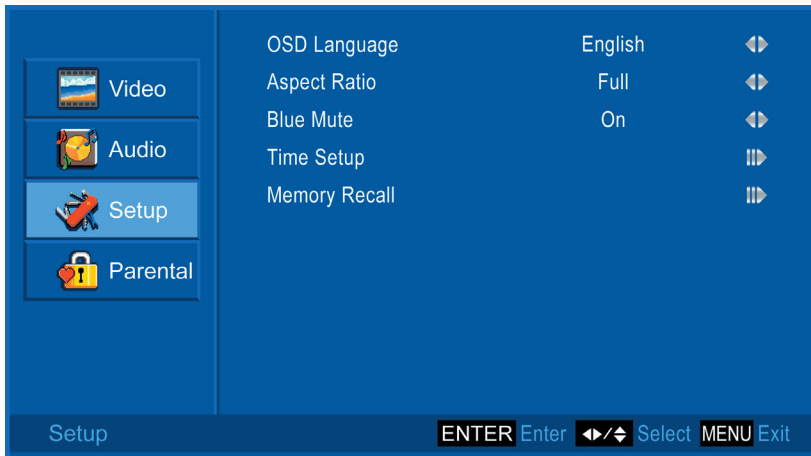
Setup Menu — To set up OSD window

In TV, AV, S-Video, YPbPr, HDMI source:

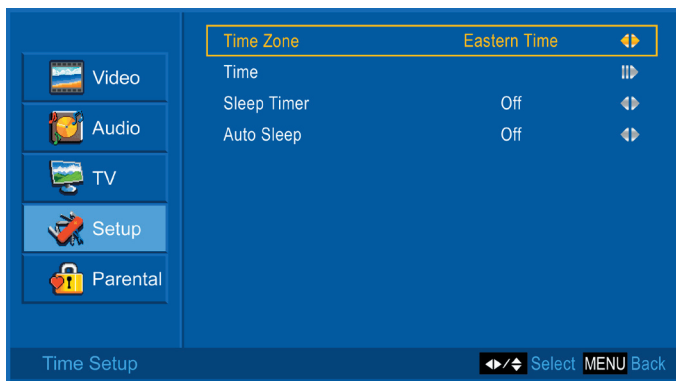


Note: When in AV, S-Video, YPbPr or HDMI source, the TV option on the left does not appear.

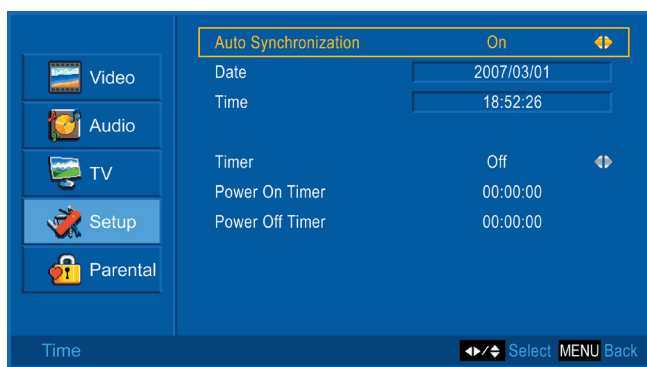
In VGA source:



- **OSD Language:** To select an OSD language from English, Spanish or French.
- **Aspect Ratio:** To select image size between No scale, Normal, Full, Letterbox, Zoom, and Panorama.
- **Blue Mute:** To set the background color to blue when there is no signal.
- **Time Setup:** To set Time Zone, Time, Sleep Timer, and Auto Sleep.



- * **Time Zone:** To select the time zone appropriate to your location.
- * **Time:** To set the current time.

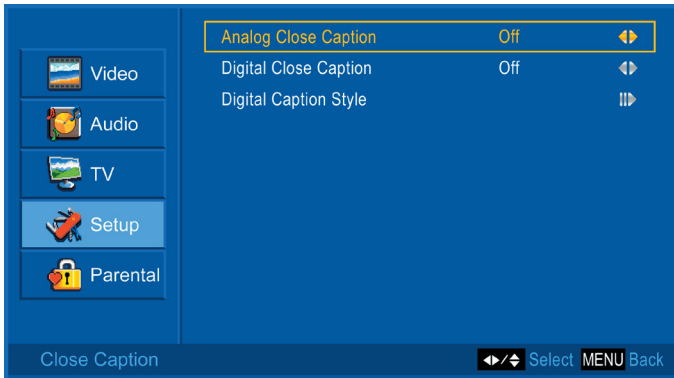


Auto Synchronization: When “Auto Synchronization” is enabled, the date and time will be automatically synchronized according to the program content.

Timer: To set power-on and power-off time.

- * **Sleep Timer:** To set the off timer from 10~120 minutes.
- * **Auto Sleep:** To set the off timer for longer intervals -- 1 hour, 2 hours, or 5 hours.

- **Close Caption:** To set close caption options.



- * **Analog Close Caption:** To set basic analog closed caption options. (CC1~CC4, TEXT1~TEXT4, Off)
- * **Digital Close Caption:** To select closed caption signal formats and set up caption modes for digital TV channels. (Service1~6, Off)
- * **Digital Caption Style:** Press ◀▶ to select Caption Style from “As Broadcaster” or “Custom”. When “Custom” is selected, use ▲▼ to select the desired controls, ◀▶ to adjust detailed settings.



Font Size: To select a font size from Large, Small, or Medium.

Font Color: To select a font color from Black, White, Green, Blue, Red, Cyan, Yellow, or Magenta.

Font Opacity: To select font opacity from Solid, Translucent, or Transparent.

Background Color: To select background color.

Background Opacity: To select background opacity.

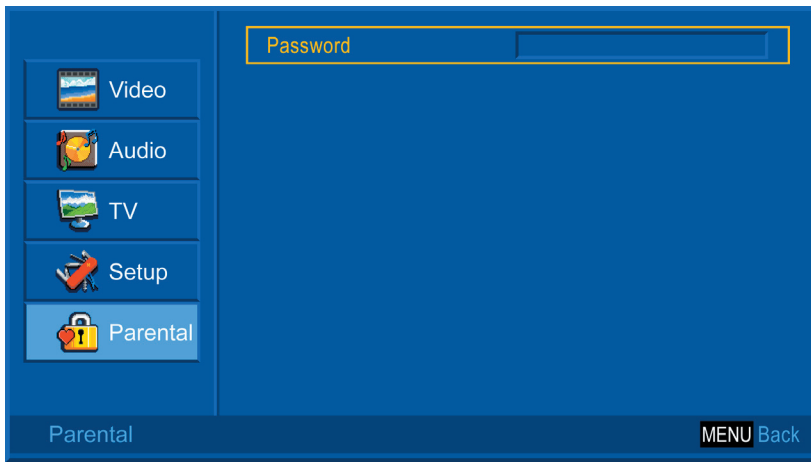
Window Color: To select window color.

Window Opacity: To select window opacity.

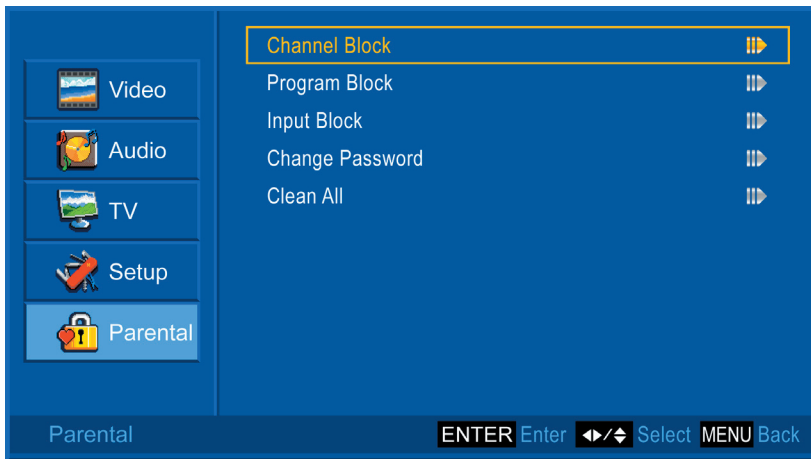
- **Memory Recall:** To restore the factory default settings.

Parental Menu — To set up Parental Control options

It is active in all input sources; however, when in AV, S-Video, YPbPr, HDMI, or VGA source, the TV option on the left does not appear.



Enter password and the screen below will show. (The default password is 0000.)



- **Channel Block:** To block channels. Use ▲ ▼ to select the channel you want to block, and then press **ENTER** to block or unblock it.

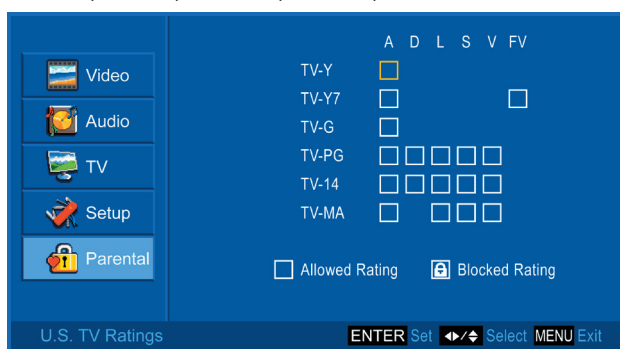


- **Program Block:** To set TV and Movie Ratings.



* **Rating Enable:** Choose “On” to enable the below settings.

* **U.S. TV Ratings:** To adjust TV blocking level in the US. You can select between TV-Y, TV-Y7, TV-G, TV-PG, TV-14, or TV-MA.

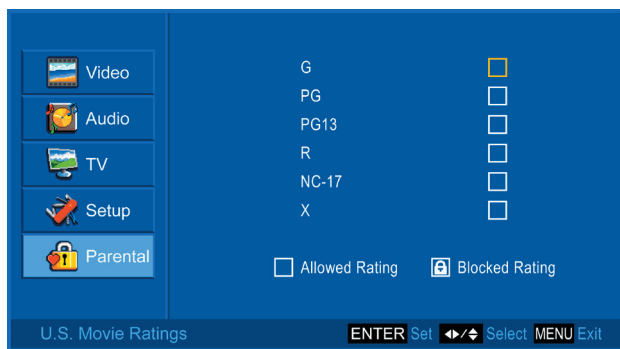


The TV Ratings in the US are defined as following.

TV-Y	All children	TV-PG	Parental guidance suggested
TV-Y7	Directed to older children: this program is designed for children age 7 and above	TV-14	Parents strongly cautioned: this program contains some material that is unsuitable for children under 14 years of age
TV-G	General audience	TV-MA	Mature audience only

Use **ENTER** button to block or unblock the ratings, and use **MENU** to exit.

* **U.S. Movie Ratings:** To adjust movie blocking level in the US. You can select between G, PG, PG-13, R, NC-17, or X.

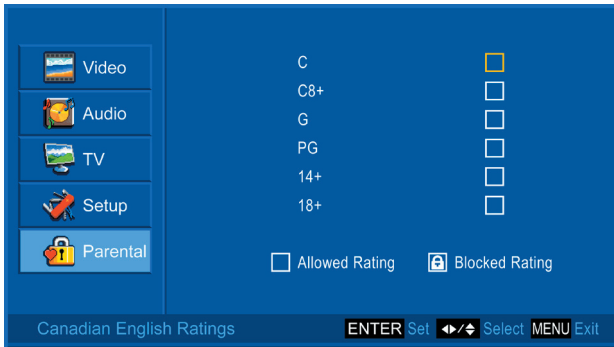


The movie Ratings in the US are defined as following.

G	General audience	R	Restricted
PG	Parental guidance suggested	NC-17	No one 17 and under limited
PG-13	Parents strongly cautioned	X	Adult audience only

Use **ENTER** button to block or unblock the ratings, and use **MENU** to exit.

* **Canadian English Ratings:** To adjust blocking level in English-speaking region of Canada. You can select between C, C8+, G, PG, 14+, 18+.

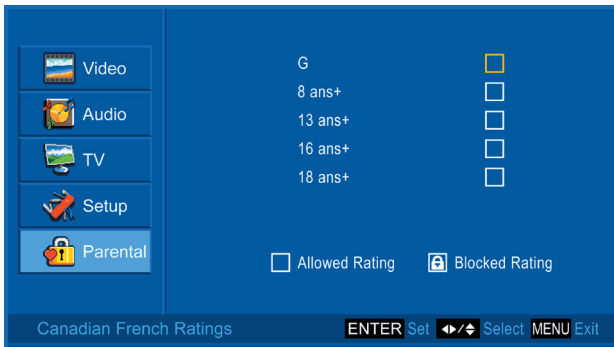


* The Canadian English Ratings are defined as following.

C	Children	PG	Parental guidance
C8+	Children eight years and older	14+	Viewers 14 years and older
G	General programming, suitable for all audiences	18+	Adult programming

Use **ENTER** button to block or unblock the ratings, and use **MENU** to exit.

* **Canadian French Ratings:** To adjust blocking level in French-speaking region of Canada. You can select between G, 8 ans +, 13 ans +, 16 ans +, 18 ans +.



The Canadian French Ratings are defined as following.

G	General	16 ans +	Not appropriate for children of less than 16 years
8 ans +	Children eight years and older	18 ans +	Reserved to adults
13 ans +	Not appropriate for children of less than 13 years		

Use **ENTER** button to block or unblock the ratings, and use **MENU** to exit.

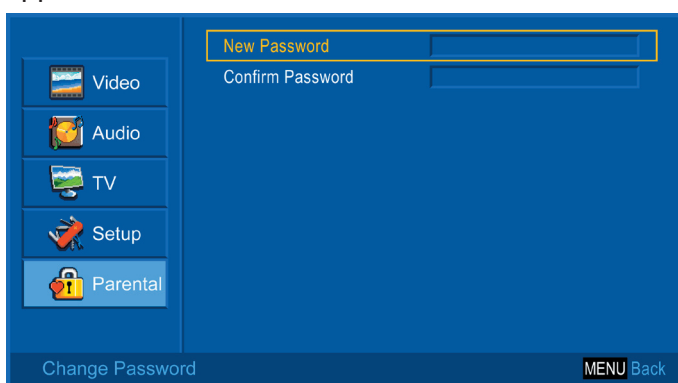
* **Block Unrated:** To block unrated movie or TV programs.

- **Input Block:** To set the input source to be blocked. Users will not be able to watch the content coming from the blocked input source.



Use **ENTER** button to block the input source, and press **ENTER** again to unblock.

- **Change Password:** To change the password, press **ENTER**, and the following screen appears.



Enter the new password from the remote control, and then enter the new password again to confirm.

Note: Please make sure you remember your new password after changing, because you cannot recall the default setting of the password by any selection.

- **Clear All:** To clear all the locks set before, press **ENTER**, and then select “OK” to confirm.

4. Circuit Description

A. Analog Switch and Video input.

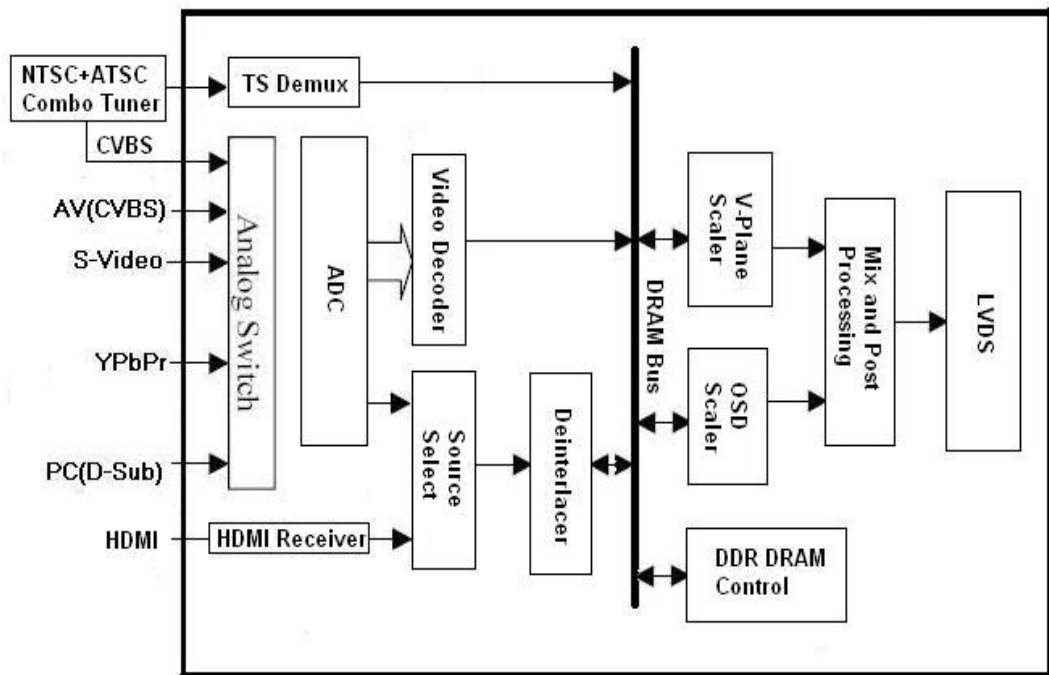
The MT5371 is a complete backend hardware and software solution. It consists of a DTV backend decoder and a TV controller and combines a transport de-multiplexer, a high definition MPEG-2 video decoder, an AC3 audio decoder, an LVDS transmitter, and an NTSC/PAL/SECAM video decoder with a 3D comb filter.

On-chip advanced motion adaptive de-interlacer (MDDi™) generates very smooth picture quality for motions.

A 3D comb filter added to the video decoder recovers great detail for still pictures. The special color processing technology provides natural colors and true studio quality graphics.

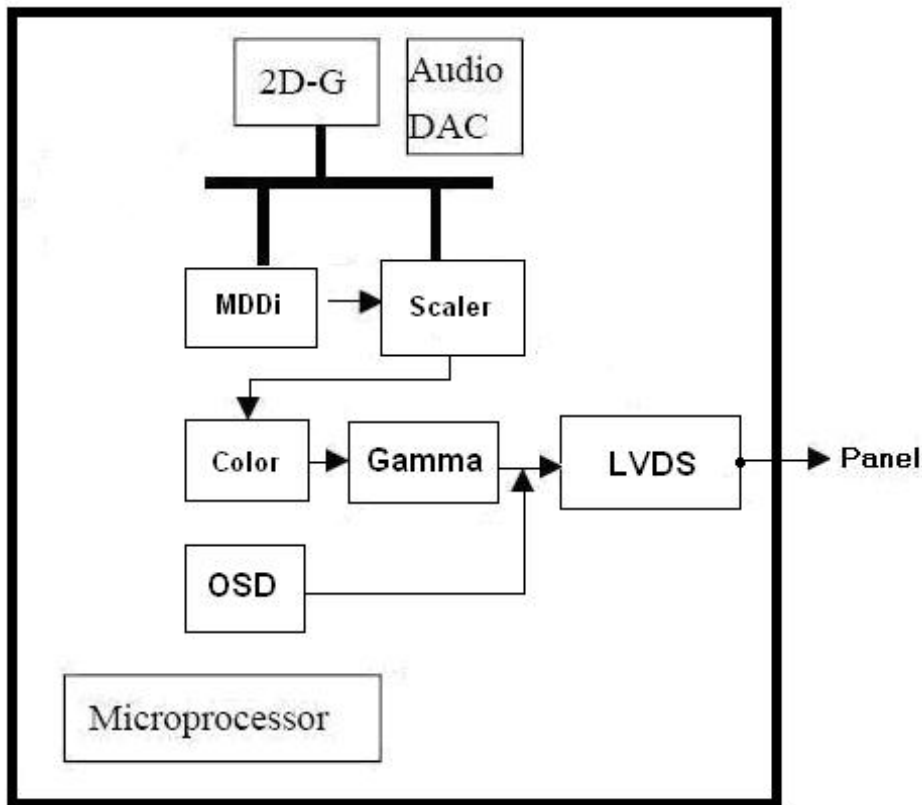
Analog switch is built in MT5371 and accept CVBS, YPbPr, S-Video, RGB signal directly to internal video front end. For most system application, there is no need to add external components to add analog video multiplexer on board.

The video ADC sample analog input signals. After ADC, all signal processing is digital domain. The source select multiplex all inputs from digital and analog video ports and route them into Main data path.



B. 3D comb filter, Video Decoder, Deinterlacer and Scaling controller.

MT5371 includes 3D comb filter TV decoder to retrieve the best image from popular composite signals. Embedded HDTV/VGA decoders let the high bandwidth input signals perfectly reproduced. 8 bits digital port may accept all kinds of external digital input video source. New advanced motion adaptive de-interlacer converts accordingly the interlace video into progressive one with overlay of a 2D Graphic processor. Advanced full function color processing with fully 10-bit path provides high quality video contents. Independent two Flexible scalers provide wide adoption to various LCD panels for two of different video sources at the same time. MT5371 supports alpha blending for Video and two OSD planes. It also supports 10bit gamma correction and advanced dithering processing for LCD display with 6/8/10 bit output.



C. DTV and HDMI.

MT5112 is a fully integrated single-chip 8-VSB and 64/256-QAM demodulator. The chip is designed specifically for the digital terrestrial HDTV and CATV receivers. MT5112 includes a 10-bit A/D converter, 8-VSB/QAM demodulator, TCM (Trellis-Coded modulation) decoder, and Reed- Solomon Forward Error Correction decoder. Moreover, an internal controller handles the acquisition and tracking to ensure the best receiving performance.

The internal controller communicates with the external host controller via the I2C-compatible interface, and also provides direct control to the RF tuner via the second I2C-compatible interface.

MT5112 accepts either the direct IF signals and the IF signals are sampled by a 10-bit A/D converter. Afterward, the digitized samples are further processed for adjacent channel interference rejection. MT5112 measures the power level of the digitized sequence, and feeds the control voltages back to the RF tuner and the IF amplifier respectively. The control voltages are converted to analog signals through the on-chip 1-bit sigma-delta D/A converters plus the off-chip R-C low-pass filters. The automatic gain control keeps the received power level at a desired level and maximizes the received SNR.

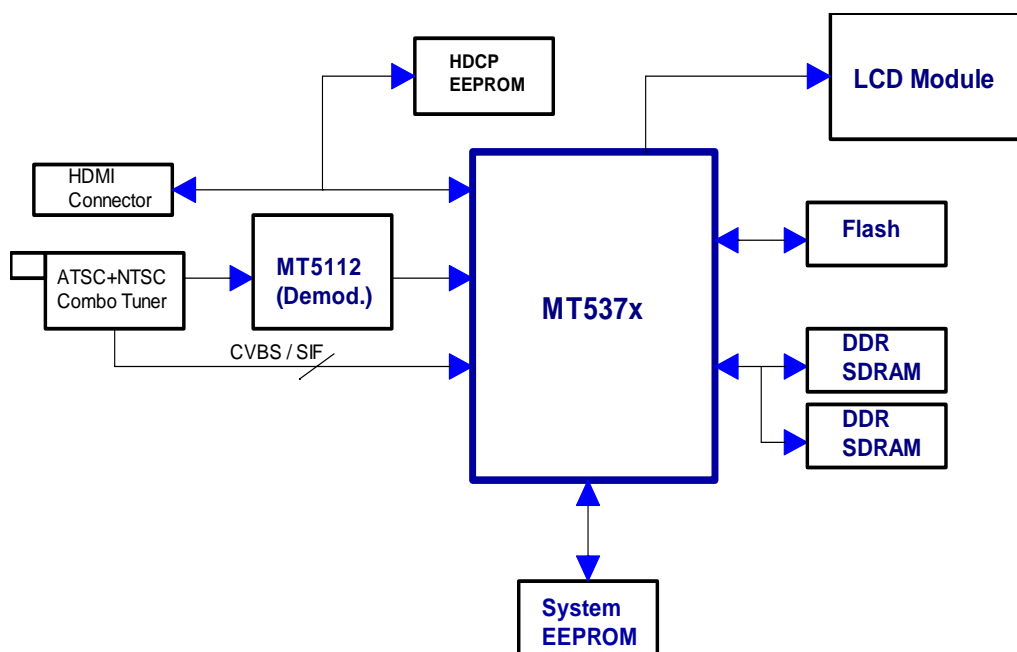
The MT5371 includes a DTV Backend Decoder SOC which support flexible transport demux, HD MPEG-2 video decoder, JPEG decoder, MPEG1,2, MP3, AC3 audio decoder. It incorporates a processor for system control. The processor issues instructions to control the peripheral via I²C. DDR SDRAM is externally connected to the MT5371, the unified memory allows all internal decoders can share data, which reduces external memory types and capacities.

MT5371 is also including a fully HDMI-compliant receiver that fits directly into home theater products such as LCD TVs, plasma TVs and HDTVs. The receiver is capable of supporting

bandwidths up to 150 MHz and video resolutions up to 1080p and WXGA.

The built-in High-bandwidth Digital Content Protection (HDCP) decryption engine secures the digital link for transmission of valuable high-definition video and audio. Built-in HDCP self-test engine simplifies manufacturing testing.

HDMI Transmitter will pull high HDMI_PLUG_POWER (pin 18 in connector) when the cable is connected. LCD Controller will pull high HDMI_HPD (pin 19 in connector) to info the HDMI transmitter that the receiver is ready. The HDMI transmitter sends the video & audio to MT5371 via 3 Data TMDS pairs & 1 CLOCK TMDS pairs.



D. Audio

When the Antenna receive the analog TV signal and modulate it to the CVBS signal which can be recognized by the video decoder and SIF audio signal output to the sound decoder in the MT5371.

When the Antenna receive the digital TV signal, RF signal will be converted to IF signals and the IF signals will be modulated to the transport bitstream by MT5112. The MT5371 receives bitstream input in TS format, and then separates the TS into audio and video PES, analyzing the PES header, and transferring the PES to the audio and video decoders.

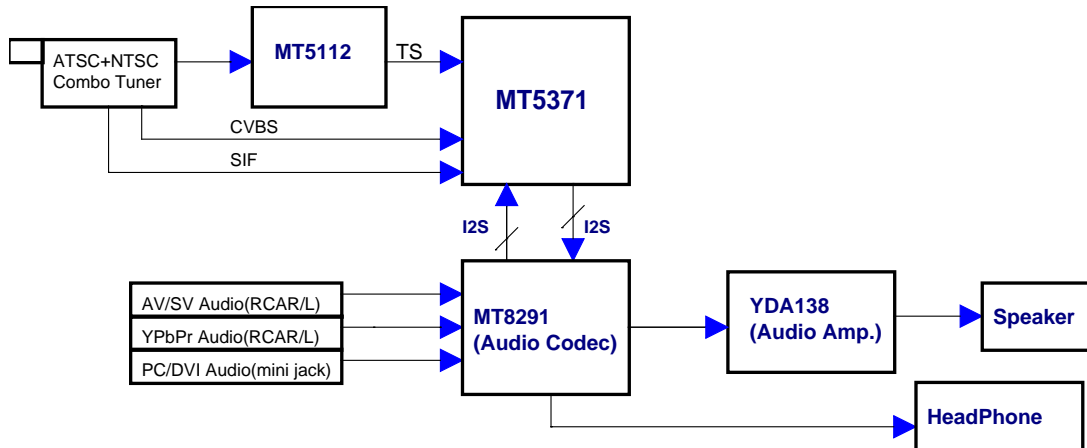
The **MT8291** is a highly integrated stereo audio CODEC. The MT8291 performs stereo analog-to-digital and two digital-to-analog conversions with single-ended analog voltage input and output. It's up to 24-bit serial values at sample rates up to 192 kHz. A 7:1 stereo input multiplexer and an automatic level control are included.

The three analog audio sources are put into MT8291 which first select the sources and do the stereo analog-to-digital conversion with single-ended analog voltage input. Sampled data is transmitted through the serial audio interface at various rates from 32 kHz to 192 kHz.

The serial audio signals that coming from MT8291 are put into MT5371 for DSP and audio effect processing. The serial audio signals output from MT5371 go into the MT8291 for doing digital-to-analog conversion and then put analog audio signals into the IC YDA138. Two DAC outputs from MT8291 reach 2Vrms in a 12V supply environment including a headphone, two left/right line outputs with volume gain/attenuation from -127 dB to +12 dB and digital

de-emphasis function.

The IC YDA138 is a class-D amplifier that can be output power of 10Watts per channel on a 6-ohm load speaker when using a 12V power supply operation.



5. Adjusting Procedure

1. Function Test

1.1. Product

- 32" LCD TV

1.2. Test Equipment

- PC signal generator: CHROMA 2525 CARD ,CHROMA 2327 or 2329,Pioneer DV-S969AVi.
- TV and Video signal generator.
- Color analyzer: MINOLTA CA110.
- Power meter: CP-310A or CP-320A.
- AC power supply transformer: 110V/120V ±20% 60Hz ±5%.
- Digital ammeter

1.3. Test Condition

Before function test and alignment, each LCD TV should be run-in and warmed up for at least 30 minutes with the following conditions:

- (a) In room temperature,
- (b) With full-white screen, and 16 grey scale,
- (c) With cycled display modes.

1.4. Test Display Modes & Pattern

1.4.1 EEPROM INIT

- A. Timing: 1366*768@60Hz
- B. Pattern: 16*12 pane
- C. Press 'POWER', '▲' and 'ENTER' at the same time, then go into the FACTORY MODE.



Fig. 1



Fig. 2

- D. Figure 1, Select EEPROM INITIAL and press ENTER. The act of EEPROM INITIAL is completed when EEPROM INIT disappeared.

1.4.2 COLOR TEMPERATURE ADJUSTING

PC MODE:

- A. Timing: 1360*768@60Hz.
- B. Pattern: 16 grey scale.
- C. LCD TV should be run-in and warmed up for at least 30 minutes.
- D. Make sure the distance between SENOR of the CA110 and the LCD TV is about 20cm.
- E. Color Temperature adjusting.
 - 1. Fig. 1: under the picture 16 grey scale of VGA source, select WHITE BALANCE and press ENTER, The color warm will auto adjust. The act of EHTE BALANCEL is completed when the picture is steady.
 - 2. After adjusting, switch to FULL WHITE and check the value of each color.
Preset color for N3235WM
 $x=0.283\pm 0.015$ $y=0.298\pm 0.015$
 - 3. Under the picture NTSC color bar of YPbPr source, select WHITE BALANCE and press ENTER, The color warm will auto adjust. The act of EHTE BALANCEL is completed when EHTE BALANCEL disappeared.
 - 4. After adjusting, switch to FULL WHITE and check the value of each color.

Preset color for N3235WM

$x=0.283\pm0.015$

$y=0.298\pm0.015$

1.4.3 Power Consumption Check (VGA MODE)

- A. TIMING: 1360 x 768@60Hz
- B. Pattern: 1010UPRIGHTNESS PATTERN
- C. BRIGHTNESS=MAX, CONTRAST=MAX.
- D. The power that each MODE consumed is shown in Chart 1.

MODE	MAX POWER COMSUMED	POWER LED COLOR
NORMAL	200W(max) for 32"	BLUE
Stand-by	3 W (max)	RED

Chart 1

1.4.4 Check the position of the picture displayed and phase auto adjusting (VGA MODE).

Depend on the TIMING of TIMING TABLE (TABLE 3) to switch MODE in order, stay about 10 seconds each MODE, it can changed and stored automatically each MODE. We can't switch over to the next MODE until AUTO ADJUST disappears.

1.4.5 HDMI MODE FUNCTION TEST

A.DVI MODE: Depend on the TIMING of TIMING TABLE (TABLE 3) to check MODE in order.

B.HDMI MODE: make sure the 480i, 480p, 720p, 1080i TIMING is right.

1.4.6 OSD FUNCTION TEST

A. Time: 1360x768@60Hz

B. Pattern: 16*12 pane

C. Make sure that Each FUNCTION has one right action.

1.4.7 DTV FUNCTION TEST

A. Select input source to DTV, Fig.3 will be shown.



Fig.3

1.4.8 YPbPr, S-VIDEO, AV, TV, DTV'S FUNCTION TEST

A. Input YPbPr, S-VIDEO, AV , TV, DTV'S signal and check.

B. Input USA air channel (TABLE 1) and USA CATV channel for TV channel.

C. Under YPbPr MODE, Make sure the 408i, 480P, 720P, 1080i is right.

1.4.9 AUDIO FUNCTION TEST

A. Audio input includes PC AUDIO IN, S-VIDEO/AV AUDIO IN and YPbPr AUDIO IN.

B. Under PC MODE, input PC AUDIO signal, checks whether the action of AUDIO IN is right.

C. Under S-VIDEO/AV MODE, input L/R AUDIO signal, checks whether the action of AUDIO IN is right.

D. Under YPbPr MODE, input L/R AUDIO signal, checks whether the action of AUDIO IN is right.

E. Under HDMI MODE, checks whether the action of AUDIO IN is right.

F. Under DTV MODE, checks whether the action of SPDIF is right.

G. AUDIO OUT FUNCTION TEST: Under all patterns except PC pattern, The Audio output meets active extra speaker, examines whether the extra speaker makes the sound.

1.4.10 EARPHONE FUNCTION TEST

Under PC MODE, input PC AUDIO signal, determines whether the action of INT SPEAKER output is right. Meets earphone with the EARPHONE, Determined whether the action of EARPHONE output is normal.

1.4.11 All Modes Reset

After final QC step, we must to erase all saved changes again and restore the factory defaults.

You should do “All Mode Reset” again.
Turn off the LCD TV by pressing “Power” button.

TV Frequency Table:

U.S.A Channel (TABLE 1)

VIF 45.75 MHz, SIF 41.25 MHz

(Unit : MHz)

Ch.	Freq.range	fp (picture)	fs (sound)	fosc	Ch.	Freq.range	fp (picture)	fs (sound)	fosc
2	54 – 60	55.25	59.75	101.00	43	644 – 650	645.25	649.75	691.00
3	60 – 66	61.25	65.75	107.00	44	650 – 656	651.25	655.75	697.00
4	66 – 72	67.25	71.75	113.00	45	656 – 662	657.25	661.75	703.00
5	76 – 82	77.25	81.75	123.00	46	662 – 668	663.25	667.75	709.00
6	82 – 88	83.25	87.75	129.00	47	668 – 674	669.25	673.75	715.00
7	174 – 180	175.25	179.75	221.00	48	674 – 680	675.25	679.75	721.00
8	180 – 186	181.25	185.75	227.00	49	680 – 686	681.25	685.75	727.00
9	186 – 192	187.25	191.75	233.00	50	686 – 692	687.25	691.75	733.00
10	192 – 198	193.25	197.75	239.00	51	692 – 698	693.25	697.75	739.00
11	198 – 204	199.25	203.75	245.00	52	698 – 704	699.25	703.75	745.00
12	204 – 210	205.25	209.75	251.00	53	704 – 710	705.25	709.75	751.00
13	210 – 216	211.25	215.75	257.00	54	710 – 716	711.25	715.75	757.00
14	470 – 476	471.25	475.75	517.00	55	716 – 722	717.25	721.75	763.00
15	476 – 482	477.25	481.75	523.00	56	722 – 728	723.25	727.75	769.00
16	482 – 488	483.25	487.75	529.00	57	728 – 734	729.25	733.75	775.00
17	488 – 494	489.25	493.75	535.00	58	734 – 740	735.25	739.75	781.00
18	494 – 500	495.25	499.75	541.00	59	740 – 746	741.25	745.75	787.00
19	500 – 506	501.25	505.75	547.00	60	746 – 752	747.25	751.75	793.00
20	506 – 512	507.25	511.75	553.00	61	752 – 758	753.25	757.75	799.00
21	512 – 518	513.25	517.75	559.00	62	758 – 764	759.25	763.75	805.00
22	518 – 524	519.25	523.75	565.00	63	764 – 770	765.25	769.75	811.00
23	524 – 530	525.25	529.75	571.00	64	770 – 776	771.25	775.75	817.00
24	530 – 536	531.25	535.75	577.00	65	776 – 782	777.25	781.75	823.00
25	536 – 542	537.25	541.75	583.00	66	782 – 788	783.25	787.75	829.00
26	542 – 548	543.25	547.75	589.00	67	788 – 794	789.25	793.75	835.00
27	548 – 554	549.25	553.75	595.00	68	794 – 800	795.25	799.75	841.00
28	554 – 560	555.25	559.75	601.00	69	800 – 806	801.25	805.75	847.00
29	560 – 566	561.25	565.75	607.00					
30	566 – 572	567.25	571.75	613.00					
31	572 – 578	573.25	577.75	619.00					
32	578 – 584	579.25	583.75	625.00					
33	584 – 590	585.25	589.75	631.00					
34	590 – 596	591.25	595.75	637.00					
35	596 – 602	597.25	601.75	643.00					
36	602 – 608	603.25	607.75	649.00					
37	608 – 614	609.25	613.75	655.00					
38	614 – 620	615.25	619.75	661.00					
39	620 – 626	621.25	625.75	667.00					
40	626 – 632	627.25	631.75	673.00					
41	632 – 638	633.25	637.75	679.00					
42	639 – 644	639.25	643.75	685.00					

U.S.A. CATV (TABLE 2)
VIF 45.75 MHz, SIF 41.25 MHz

(Unit : MHz)

Ch.	Freq.range	fp (picture)	fs (sound)	fosc	Ch.	Freq.range	fp (picture)	fs (sound)	fosc		
2	2	54 - 60	55.25	59.75	101.00	JJ	46	354 - 360	355.25	359.75	401.00
3	3	60 - 66	61.25	65.75	107.00	KK	47	360 - 366	361.25	365.75	407.00
4	4	66 - 72	67.25	71.75	113.00	LL	48	366 - 372	367.25	371.75	413.00
5A	1	72 - 78	73.25	77.75	119.00	MM	49	372 - 378	373.25	377.75	419.00
5	5	76 - 82	77.25	81.75	123.00	NN	50	378 - 384	379.25	383.75	425.00
6	6	82 - 88	83.25	87.75	129.00	OO	51	384 - 390	385.25	389.75	431.00
A-5	95	90 - 96	91.25	95.75	137.00	PP	52	390 - 396	391.25	395.75	437.00
A-4	96	96 - 102	97.25	101.75	143.00	QQ	53	396 - 402	397.25	401.75	443.00
A-3	97	102 - 108	103.25	107.75	149.00	RR	54	402 - 408	403.25	407.75	449.00
A-2	98	108 - 114	109.25	113.75	155.00	SS	55	408 - 414	409.25	413.75	455.00
A-1	99	114 - 120	115.25	119.75	161.00	TT	56	414 - 420	415.25	419.75	461.00
A	14	120 - 126	121.25	125.75	167.00	UU	57	420 - 426	421.25	425.75	467.00
B	15	126 - 132	127.25	131.75	173.00	VV	58	426 - 432	427.25	431.75	473.00
C	16	132 - 138	133.25	137.75	179.00	WW	59	432 - 438	433.25	437.75	479.00
D	17	138 - 144	139.25	143.75	185.00	AAA	60	438 - 444	439.25	443.75	485.00
E	18	144 - 150	145.25	149.75	191.00	BBB	61	444 - 450	445.25	449.75	491.00
F	19	150 - 156	151.25	155.75	197.00	CCC	62	450 - 456	451.25	455.75	497.00
G	20	156 - 162	157.25	161.75	203.00	DDD	63	456 - 462	457.25	461.75	503.00
H	21	162 - 168	163.25	167.75	209.00	EEE	64	462 - 468	463.25	467.75	509.00
I	22	168 - 174	169.25	173.75	215.00		65	468 - 474	469.25	473.75	515.00
7	7	174 - 180	175.25	179.75	221.00		66	474 - 480	475.25	479.75	521.00
8	8	180 - 186	181.25	185.75	227.00		67	480 - 486	481.25	485.75	527.00
9	9	186 - 192	187.25	191.75	233.00		68	486 - 492	487.25	491.75	533.00
10	10	192 - 198	193.25	197.75	239.00		69	492 - 498	493.25	497.75	539.00
11	11	198 - 204	199.25	203.75	245.00		70	498 - 504	499.25	503.75	545.00
12	12	204 - 210	205.25	209.75	251.00		71	504 - 510	505.25	509.75	551.00
13	13	210 - 216	211.25	215.75	257.00		72	510 - 516	511.25	515.75	557.00
J	23	216 - 222	217.25	221.75	263.00		73	516 - 522	517.25	521.75	563.00
K	24	222 - 228	223.25	227.75	269.00		74	522 - 528	523.25	527.25	569.00
L	25	228 - 234	229.25	233.75	275.00		75	528 - 534	529.25	533.75	575.00
M	26	234 - 240	235.25	239.75	281.00		76	534 - 540	535.25	539.75	581.00
N	27	240 - 246	241.25	245.75	287.00		77	540 - 546	541.25	545.75	587.00
O	28	246 - 252	247.25	251.75	293.00		78	546 - 552	547.25	551.75	593.00
P	29	252 - 258	253.25	257.75	299.00		79	552 - 558	553.25	557.75	599.00
Q	30	258 - 264	259.25	263.75	305.00		80	558 - 564	559.25	563.75	605.00
R	31	264 - 270	265.25	269.75	311.00		81	564 - 570	565.25	569.75	611.05
S	32	270 - 276	271.25	275.75	317.00		82	570 - 576	571.25	575.75	617.00
T	33	276 - 282	277.25	281.75	323.00		83	576 - 582	577.25	581.75	623.00
U	34	282 - 288	283.25	287.75	329.00		84	582 - 588	583.25	587.75	629.00
V	35	288 - 294	289.25	293.75	335.00		85	588 - 594	589.25	593.75	635.00
W	36	294 - 300	295.25	299.75	341.00		86	594 - 600	595.25	599.75	641.00
AA	37	300 - 306	301.25	305.75	347.00		87	600 - 606	601.25	605.75	647.00
BB	38	306 - 312	307.25	311.75	353.00		88	606 - 612	607.25	611.75	653.00
CC	39	312 - 318	313.25	317.75	359.00		89	612 - 618	613.25	617.75	659.00
DD	40	318 - 324	319.25	323.75	365.00		90	618 - 624	619.25	623.75	665.00
EE	41	324 - 330	325.25	329.75	371.00		91	624 - 630	625.25	629.75	671.00
FF	42	330 - 336	331.25	335.75	377.00		92	630 - 636	631.25	635.75	677.00
GG	43	336 - 342	337.25	341.75	383.00		93	636 - 642	637.25	641.75	693.00
HH	44	342 - 348	343.25	347.75	389.00		94	642 - 648	643.25	647.75	689.00
II	45	348 - 354	349.25	353.75	395.00						

1.5. TV receiving test:

1.5.1 TV SIGNAL TEST ITEM

CENTRALISM TRANSMITTING SIGNAL CHECK CONTENT

CHANNEL ORDER	FREQUENCY (MHz)	SET CONTENT			CHECK CONTENT
		PATTERN	SOUND	P/S(dB)	
CHANNEL 2	55.25	MONO SCOPE	SWEEP TONE	-10	ELECTRIC ABNORMITY SOUND
CHANNEL 6	83.25	COLOR BAR	400Hz	-10	SOUND ,PICTURE
CHANNEL 7	175.25	Full White (100 IRE)	STEREO	-10	STERO FUNCTION
CHANNEL 13	211.25	STAIR	DUAL	-10	SUB FUNCTION
CHANNEL 14	471.25	MULTIBURST	MONO	-16	IMAGE AND SOUND DISTURB
CHANNEL 36	603.25	MULTIBURST	MONO	-10	TEST Close-caption T1 FUNCTION
CHANNEL 69	801.25	MONO SCOPE	MONO(1KHz)	-10	NOISE LIMMITTED SENSITIVITY

TV TEST METHOD

- A.CHANNEL2 Examines sound by ear, whether the sound does have mechanical resonation and the electrical unusual sound, and image to sound disturbance.
- B.CHANNEL6: Check sound and picture.
- C.CHANNEL7: Examines whether the sound does receive the image disturbance, Judgment basis: Whether there is unusual sound, input signal LEVEL<=36dBu,and STEREO SENSITIVITY is normal.
- D.CHANNEL13: Under main/sub/main-sub mode, check sub function.
- E.CHANNEL14: Examines whether the sound does receive the image disturbance, Judgment basis: Whether there is unusual sound.
- F. CHANNEL 36:Check T1 of close-caption. Input signal level<=45dBu.
- G.CHANNEL 69: Adjustment attenuator, If the critical point of the change of the image signal to noise ratio is under LEVEL<=60dBu, regards as normally.

PRODUCTS OUTPUT CHECK ITEM.

- A. The same as " CENTRALISM TRANSMITTING SIGNAL CHECK CONTENT"
- B. saturation TEST, inputs the TV signal, the input signal LEVEL establishment most greatly is 90dBu,check whether CONTRAST of the image is normal; Whether appears the disturbance phenomenon.
- C.AFT CHECK,
- (1) The frequency of the input TV signal is 211.25MHz (CH13), after confirmed the TV set receives this signal, closure radio station; Then set frequency of the TV signal generator to be 212.25MHz, turn on the TV set and check whether the TV set receives the signal of CH13.
 - (2). The frequency of the input TV signal is 211.25MHz (CH13), after confirmed the TV set receives this signal, closure radio station; Then set frequency of the TV signal generator to be 212.00MHz, turn on the TV set and check whether the TV set receives the signal of CH13.
 - (3). After all of FUNCTION TEST completed, we must erase all saved changes again and restore the factory defaults.

1.6. DTV TEST ITEM

CHANNEL	FREQUENCY	SOUND	dB	PETTEN	CHECK CONTENT
14	471.25MHz	Y	50	Dynamic picture	Picture
36	603.25MHz	Y	50	Color bar	Color
69	801.25MHz	Y	75	Dynamic picture	Sound and Picture

DTV CHECK METHOD

- A.CHANNEL14: Check whether there are some pause or the mosaic phenomenon in the picture.
- B.CHANNEL36: Check whether the color of the color bar is normal.
- C.CHANNEL69: Turn RF attenuator and check the critical point of the change of the image's S/N is under LEVEL<45~85> dBu, regards as normally.

TIMING TABLE (FACTORY PRESET MODE) (TABLE 3)

ITEM	1	2	3	4
TIMING	640*480@60HZ	640 *480@75HZ	800 *600@60HZ	800*600@75HZ
Pixel Rate	25.175MHZ	31.500MHZ	40.000MHZ	49.500MHZ
H TOTAL	31.778us	26.667us	26.400us	21.333us
H DISPLAY	25.422us	20.317us	20.000us	16.162us
H B-Porch	1.907us	3.810us	2.200us	3.232us
H Width	3.813us	2.032us	3.200us	1.616us
H Border	0.318us	0.000us	0.000us	0.000us
V TOTAL	16.683ms	13.334ms	16.579ms	13.333ms
V DISPLAY	15.253ms	12.800ms	15.840ms	12.800ms
V B-Porch	1.049ms	0.427ms	0.607ms	0.448ms
Vs Width	0.064ms	0.080ms	0.106ms	0.064ms
V Border	0.254ms	0.000ms	0.000ms	0.000ms
H/V Sync	-/-	-/-	+/+	+/+
Interlace	No.	No.	No.	No.
ITEM	5	6	7	8
TIMING	1024 ×768 60HZ	1024 ×768 75HZ	1280 ×720 60HZ	1280 ×768 60HZ
Pixel Rate	65.000MHZ	78.750MHZ	74.250MHZ	65.000MHZ
H TOTAL	20.677us	16.660us	22.222us	20.677us
H DISPLAY	15.754us	13.003us	17.239us	15.754us
H B-Porch	2.462us	2.235us	2.936us	2.462us
H Width	2.092us	1.219us	1.007us	2.092us
H Border	0.000us	0.000us	0.000us	0.000us
V TOTAL	16.666ms	13.328ms	16.667ms	16.666ms
V DISPLAY	15.880ms	12.795ms	16.000ms	15.880ms
V B-Porch	0.600ms	0.466ms	0.444ms	0.600ms
Vs Width	0.124ms	0.050ms	0.111ms	0.124ms
V Border	0.000ms	0.000ms	0.000ms	0.000ms
H/V Sync	-/-	+/+	-/-	-/-
Interlace	No.	No.	No.	No.

TIMING TABLE (FACTORY PRESET MODE) (TABLE 3)

ITEM	9	10	11	12
TIMING	1360 ×768 60HZ	1280 ×1024 60HZ		
Pixel Rate	85.5MHZ	108MHZ		
H TOTAL	20.959us	15.630us		
H DISPLAY	15.906us	11.852us		
H B-Porch	2.994us	2.296us		
H Width	1.310us	1.037us		
H Border	0.000us	0.000us		
V TOTAL	16.662ms	16.661ms		
V DISPLAY	16.097ms	16.005ms		
V B-Porch	0.377ms	0.594ms		
Vs Width	0.126ms	0.047ms		
V Border	0.00ms	0.00ms		
H/V Sync	+/+	+/+		
Interlace	No.	No.		

2. VGA DDC Key In Procedure

Note:

1. Every time after replacing the main board, you have to do the DDC key in.
2. If you find the DDC does not conform to the LCD TV, you have to do the DDC key in.

2.1 Equipment Needed

- N3235WM LCD TV
- DDC Card
- PC
- RS-232 cable
- Barcode Reader
- VGA Cable



N3235WM LCD TV



DDC Card



PC



RS-232 Cable



VGA Cable



Barcode Reader

2.2 Setup Procedure

- 2.2.1 Connect VGA Card and DDC Card with RS-232 cable.



2.2.2 Barcode Reader connects with keyboard and PC keyboard port.



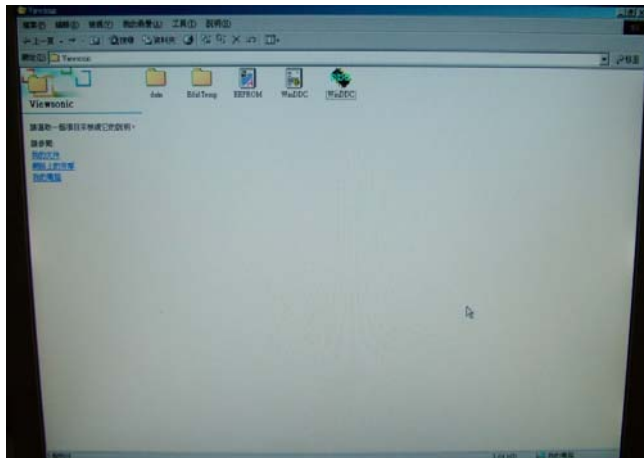
2.2.3 Connect DDC Card and N3235WM LCD TV with VGA Cable.
(when key in DVI DDC information, use VGA transform to DVI port)

2.2.4 Connect Power Cord to N3235WM LCD TV.

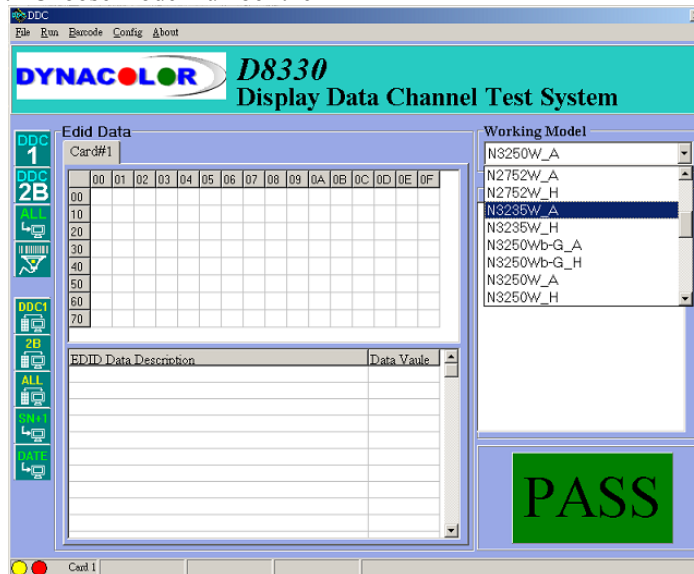
2.2.5 Press 'MENU' and 'ENTER' at the same time, then go into the BURN IN MODE.

2.3 DDC Key In Procedure

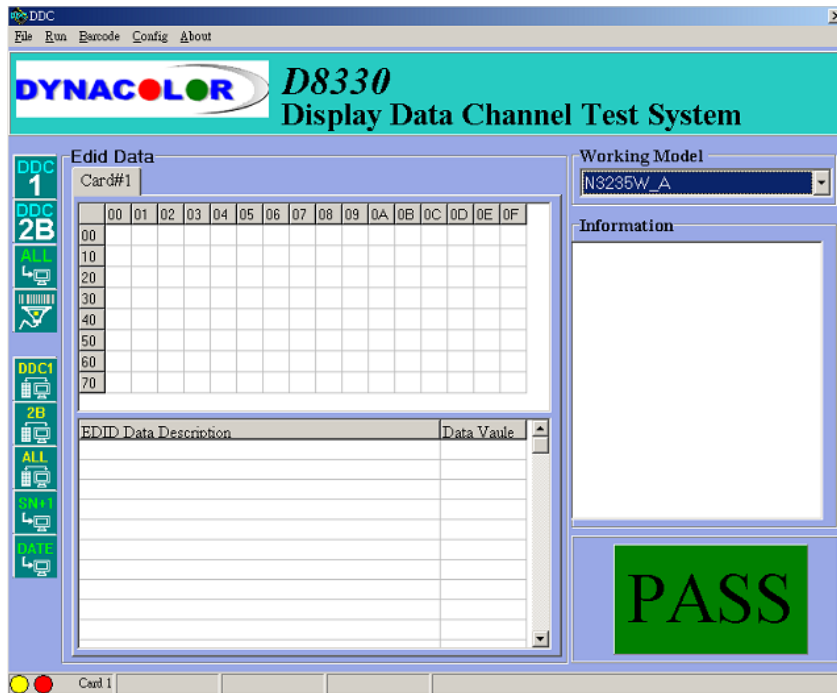
2.3.1 run DDC exe



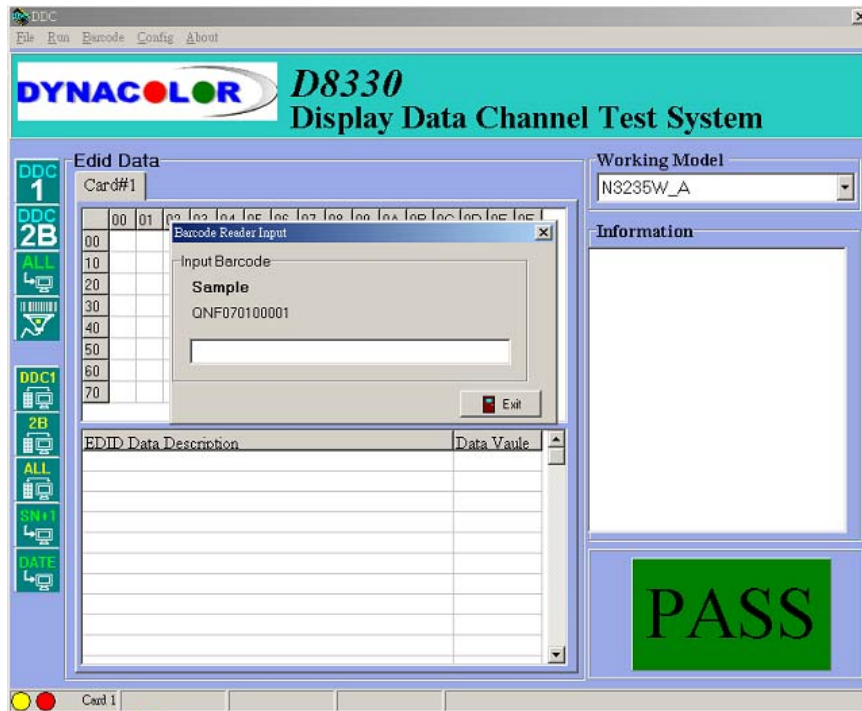
2.3.2 Choose model number the



2.3.3 Press “ENTER” key.



2.3.4 Press “F4” key and Input bar code



3. HDMI DDC Key In Procedure

There are three EDID files for the different HDMI connectors. So you must be download the different EDID into each HDMI connector.

3.1 Equipment Needed

- N3235WM LCD TV
- PC
- RS-232 cable
- Barcode Reader
- HDMI Cable



N3235WM LCD TV



PC



RS-232 Cable



HDMI Cable



Barcode Reader

3.2 Setup Procedure

- 3.2.1 Connect HDMI Card and DDC Card with RS-232 cable.



3.2.2 Barcode Reader connects with keyboard and PC keyboard port.

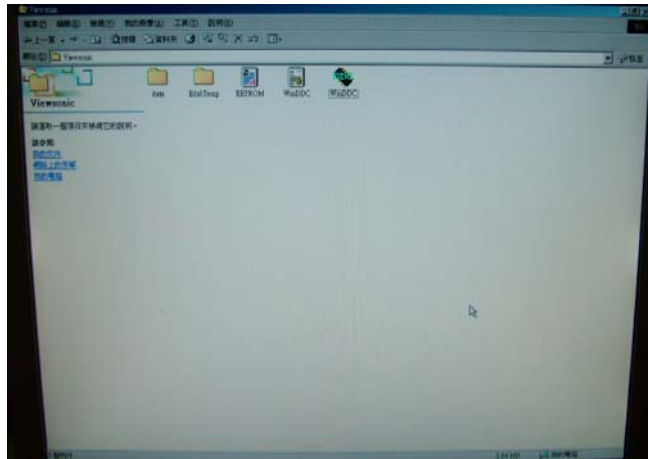


3.2.3 Connect DDC Card and N3235WM LCD TV with HDMI Cable.

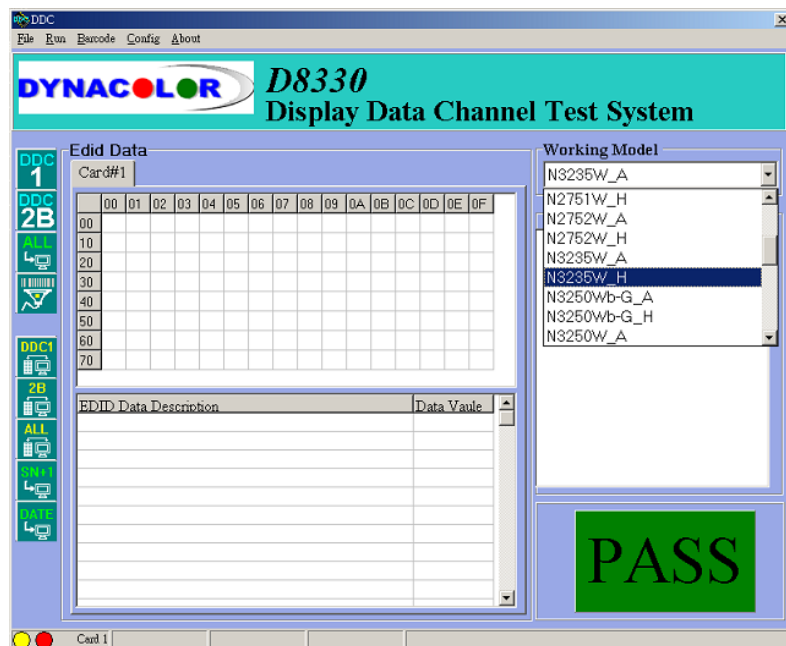
3.2.4 Connect Power Cord to N3235WM LCD TV.

3.3 DDC Key In Procedure

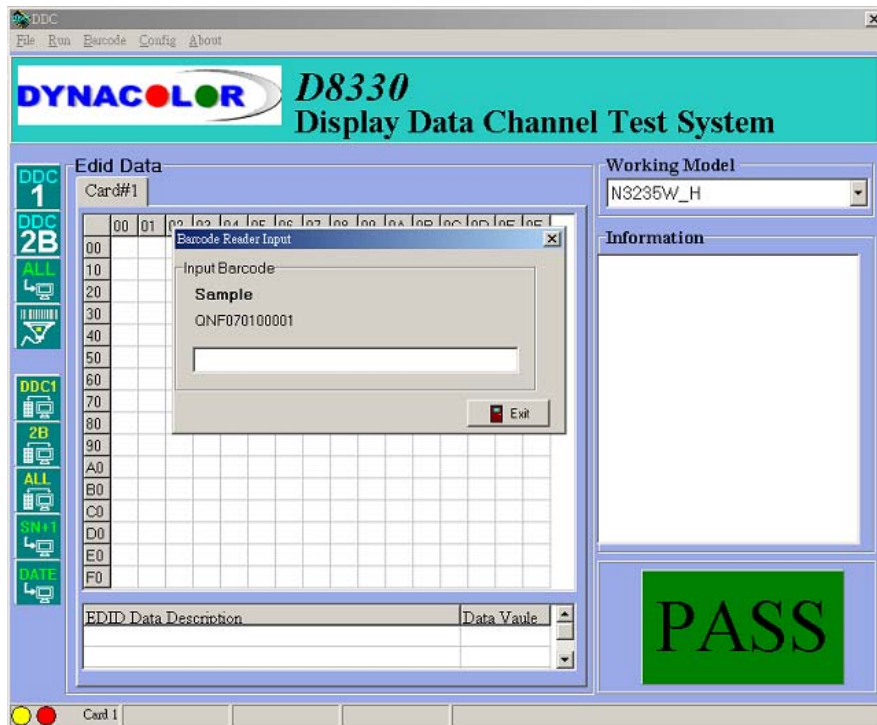
3.3.1 Run DDC.exe



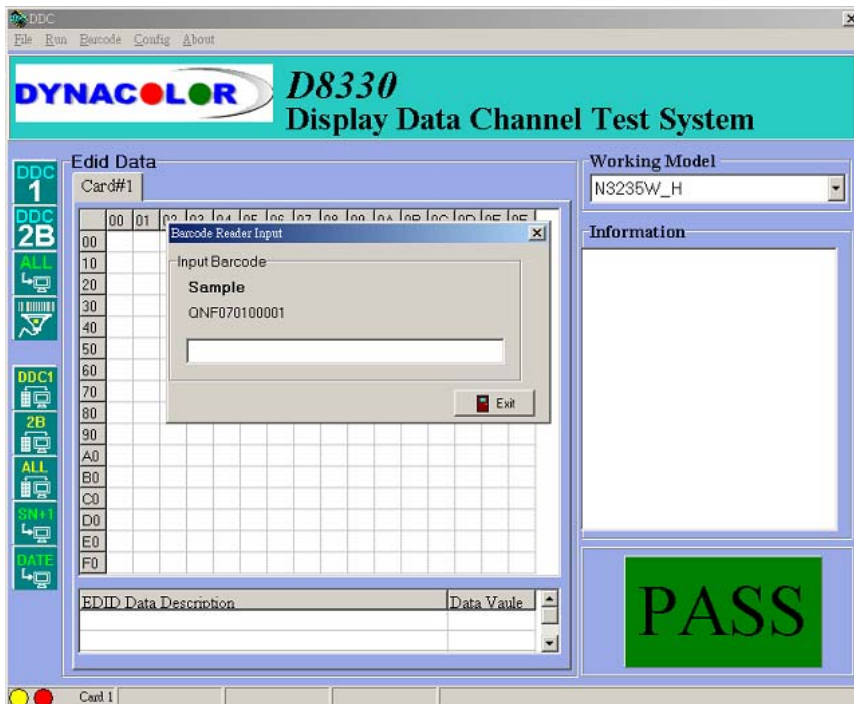
3.3.2 Choose model number then



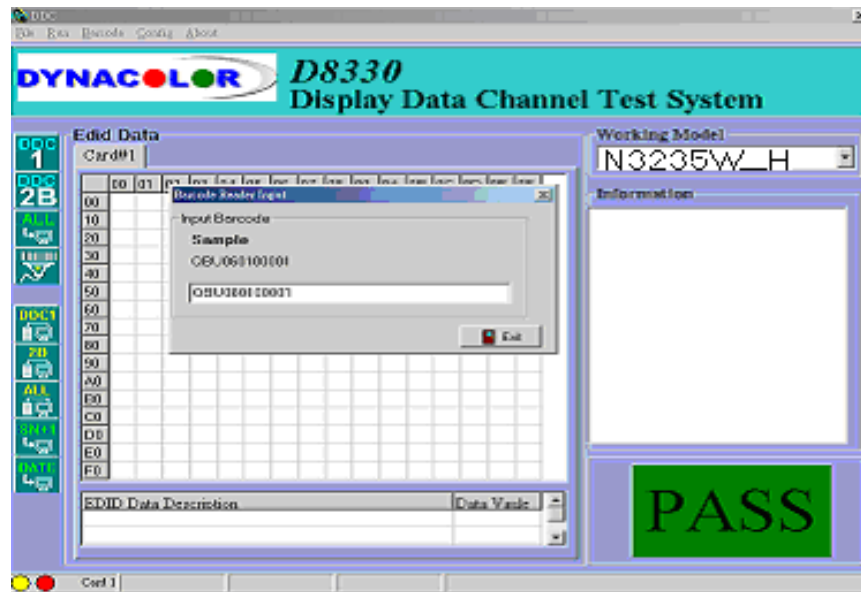
3.3.3 Press "ENTER" key.



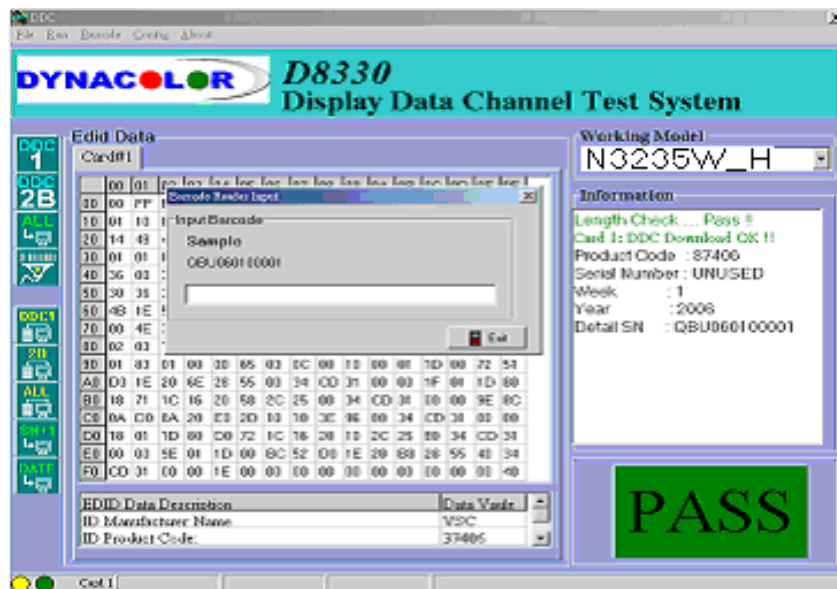
3.3.4 Press "F4" key.



3.3.5 Input bar code



3.3.6 Press “ENTER” key, then the successful picture is as follows. “DDC DOWNLOADED OK!”



3.3.7 Exit program

4. Firmware Upgrade Procedure

When you receive the returned LCD TV, please check whether the firmware version is the latest. If not, please do the following procedures to upgrade it to the latest version.

4.1 Equipment Needed

- N3235WM LCD TV
- Fixture for Firmware Upgrade
- VGA Cable
- PC (Personal Computer)
- Firmware Upgrade Program
- One additional LCD TV for checking the program execution



N3235WM



ISP FIXTURE



PC

4.2 Installing the USB device driver. The USB driver will be upgraded if necessary.



"PL-2303 Driver
Installer.exe"

4.3 Insert the USB to RS232 Download Board to PC's USB port. Then you can found the USB Device detected and follow Windows comments to finish the Driver install.

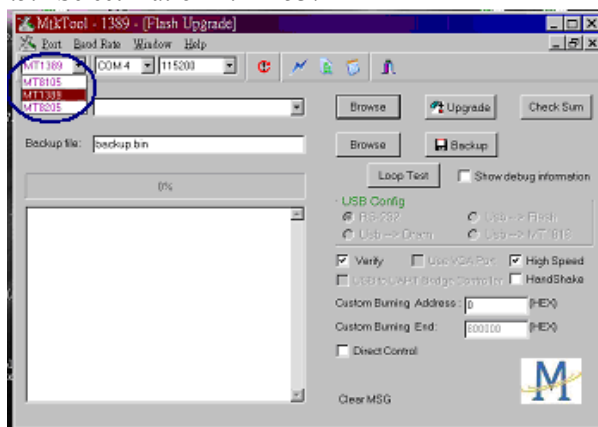
4.4 Execute the Mtktool to start download the file. The Mtktool program will be upgraded if necessary.



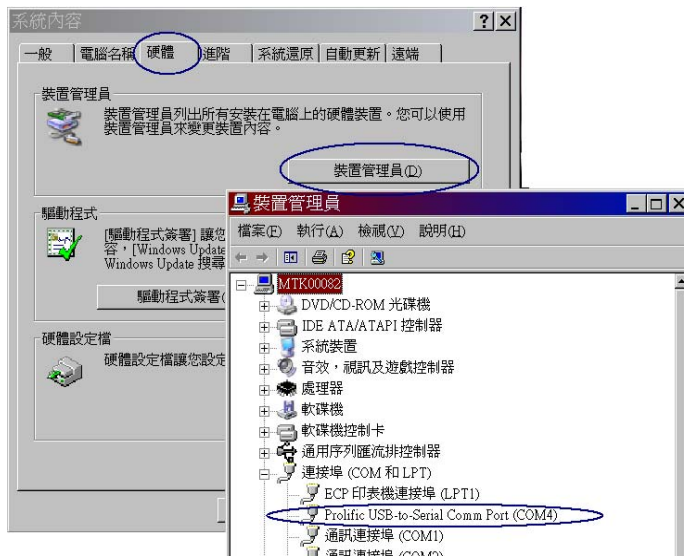
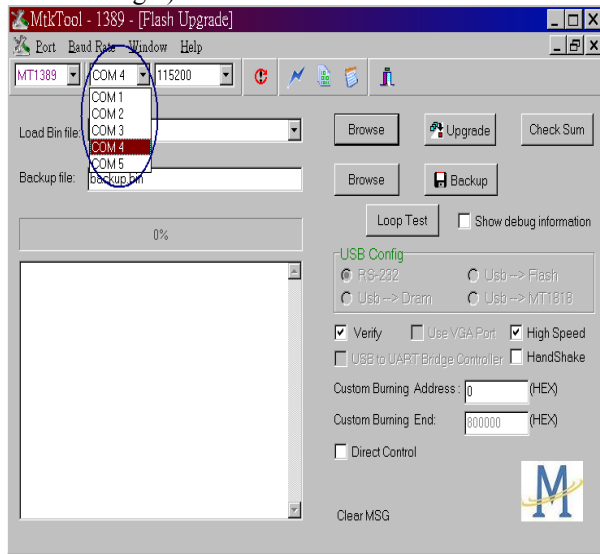
"MtkTool Auto
BaudRate.exe"

4.5 The Mtktool Operat

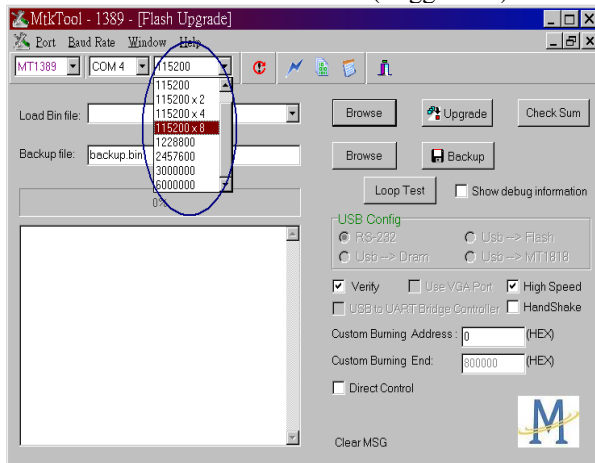
4.5.1 Select Platform : MT537X



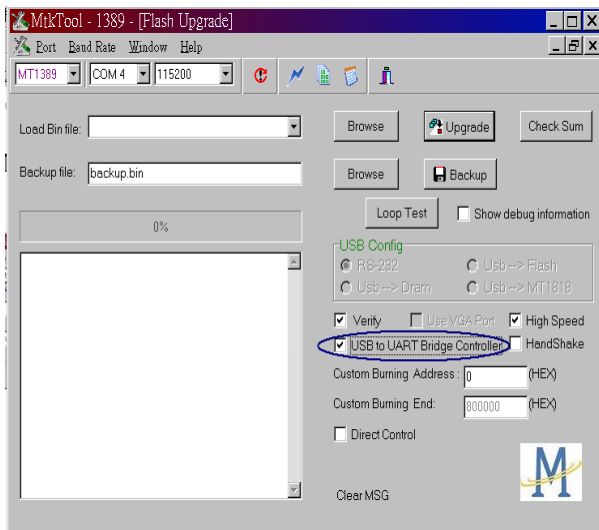
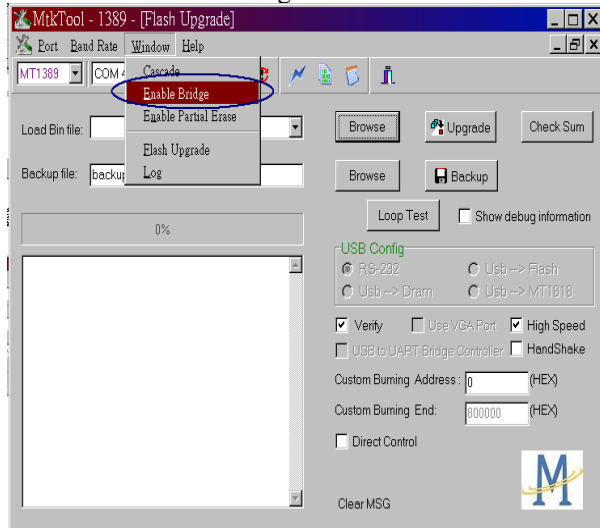
4.5.2 Select COM port. Depends on the COM port assigned in System Device Manager (Refer below right).



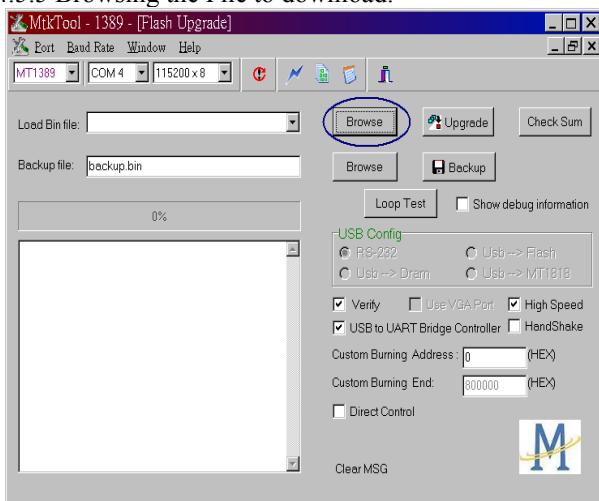
4.5.3 Select Baud Rate. 115200x 8 (Suggestion)



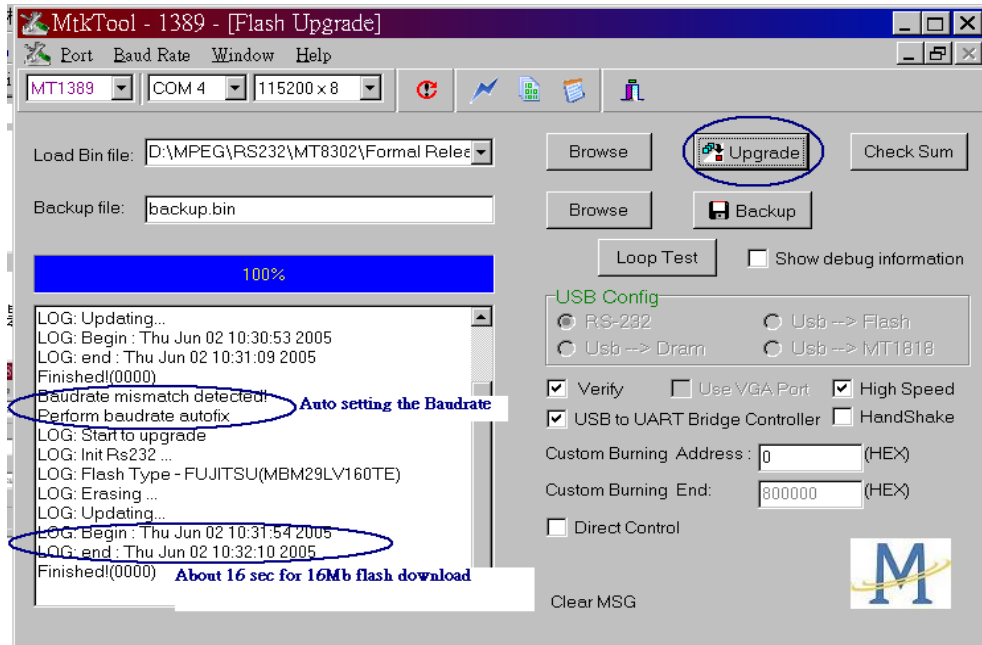
4.5.4 Enable the USB Bridge.



4.5.5 Browsing the File to download.



4.5.6 Press Upgrade to download file.



Note :

1. The Baud Rate is auto setting if mismatch found between your platform and Mtktool.
2. You can slow down the baud rate if some Flash memory can not works properly in high-speed download.
3. Please call the Media Tek contact window if any problem found like unsupported Flash Type or fail to download.

Packing For Shipping And Disassembly Procedure

Packing For Shipping

1. Packing Procedure

1.1 Paste protection film to protect the LCD TV. (Figure 1)

1.2 Put the LCD TV in the PE bag and seal the bag. (Figure 2)



Figure 1




Figure 2

1.3 Put the cushions on the LCD TV. (Figure 3)

1.4 Place the LCD TV into the carton and then Put the other cushions on the LCD TV, put all the accessories into the carton. At last, close the carton and seal it with tape. (Figure 4)



Figure 3

1.Power Cord 2.VGA Cable 3.RF Cable
4.RCA Cable 5.User's Guide 6.Remote control
7.Guarant Card 8.Battery


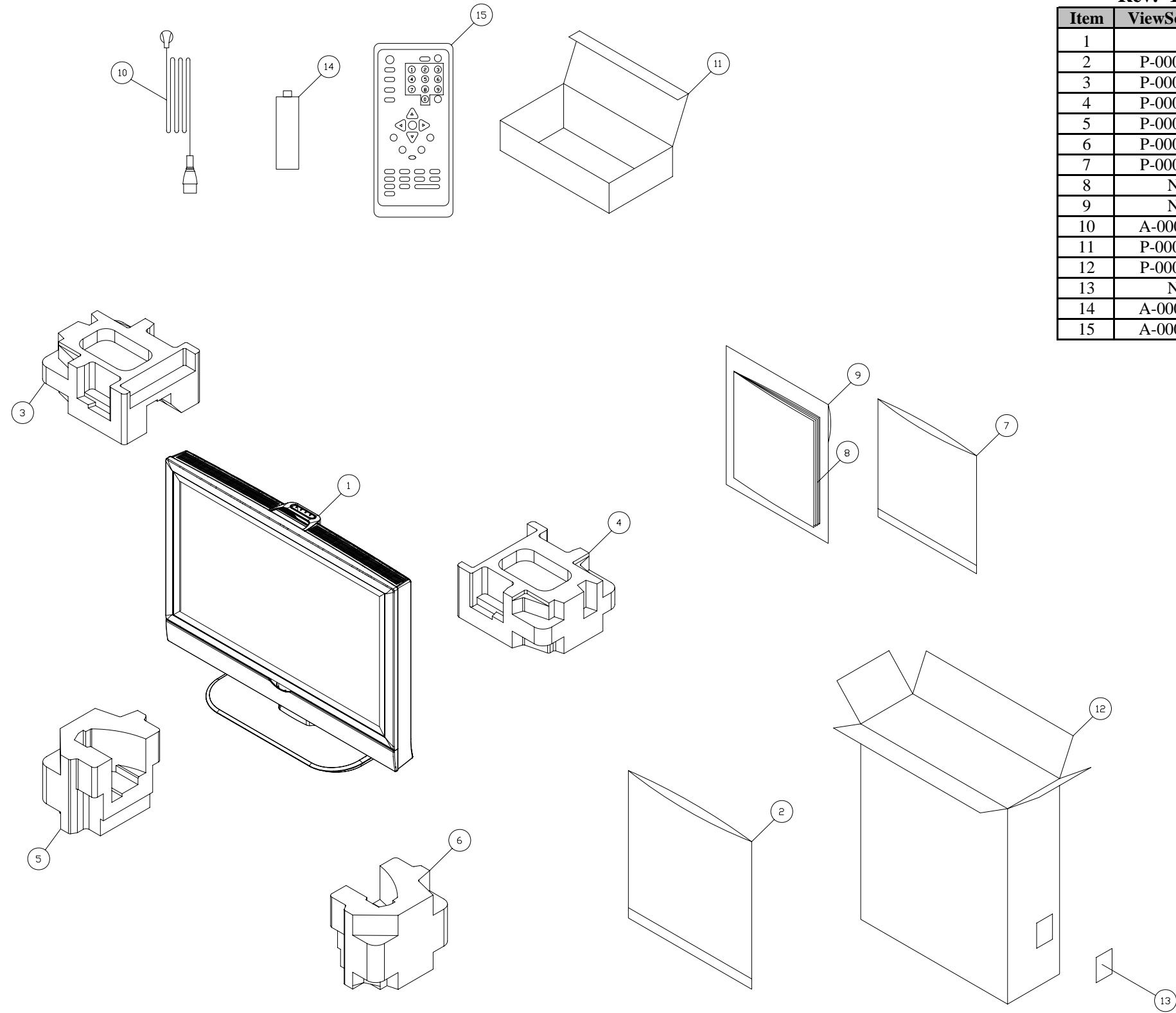


Figure 4

Packing for Shipping



PACKING PART LIST (N3235w-1)

ViewSonic Model Number: VS11770-1M

Rev: 1a

Item	ViewSonic P/N	Ref. P/N	Location	Q'ty
1			N3235WM monitor	1
2	P-00005968	2013054007P	POLYETHY BAG	1
3	P-00008435	2012199940P	POLYFOAM (T.R)	1
4	P-00008436	2012199950P	POLYFOAM (T.L)	1
5	P-00008437	2012199960P	POLYFOAM(B.R)	1
6	P-00008438	2012199970P	POLYFOAM(B.L)	1
7	P-00008078	2013228805P	POLYETHY BAG	1
8	N/A	2438501281P	OWNER GUIDE	1
9	N/A	2002310665P	GUARANT CARD(QSG)	1
10	A-00005362	2427130046P	AC POWER CORD	1
11	P-00004497	2011100017P	CARTON BOX	1
12	P-00008439	2011132801P	CARTON BOX	1
13	N/A	2055632259P	LABEL	1
14	A-00008045	2005100500P	BATTERY	2
15	A-00008148	2419200136P	REMOTE CONTRL	1

Disassembly Procedure

1. Disassembly of Rear Cover from LCD TV.

1.1 Unscrew 9 screws to remove Rear Cover.



Rear Cover

2. Disassembly of Main Board, Power Board, Switch Board, Keypad Board, Front Cover and Panel Unit.


2.1 Unscrew 5 screws to remove Dust Cover.



Dust Cover






2.2 Unscrew 14 screws to remove Shield Plate.



Shield Plate




2.2. Unscrew 8 screws to remove METAL FITTG-I/O-Down.



METAL FITTG-I/O-Down


2.3. Unscrew 3 screws to remove METAL FITTG-I/O-Side



METAL FITTG-I/O-Side





2.4. Unscrew 4 screws and disconnect the wires to remove Main Board.



Main Board




2.5. Unscrew 4 screws and disconnect the wires to remove Power Board.



Power Board




2.6. Unscrew 3 screws and disconnect the wires to remove KeyPad Board.





Key Board

2.7. Unscrew 2 screws to remove Switch Board.





2.8. Unscrew 5 screws to remove Front Cover.



Front Cover



2.9. Unscrew 4 screws to remove Panel Bracket.



Panel Bracket

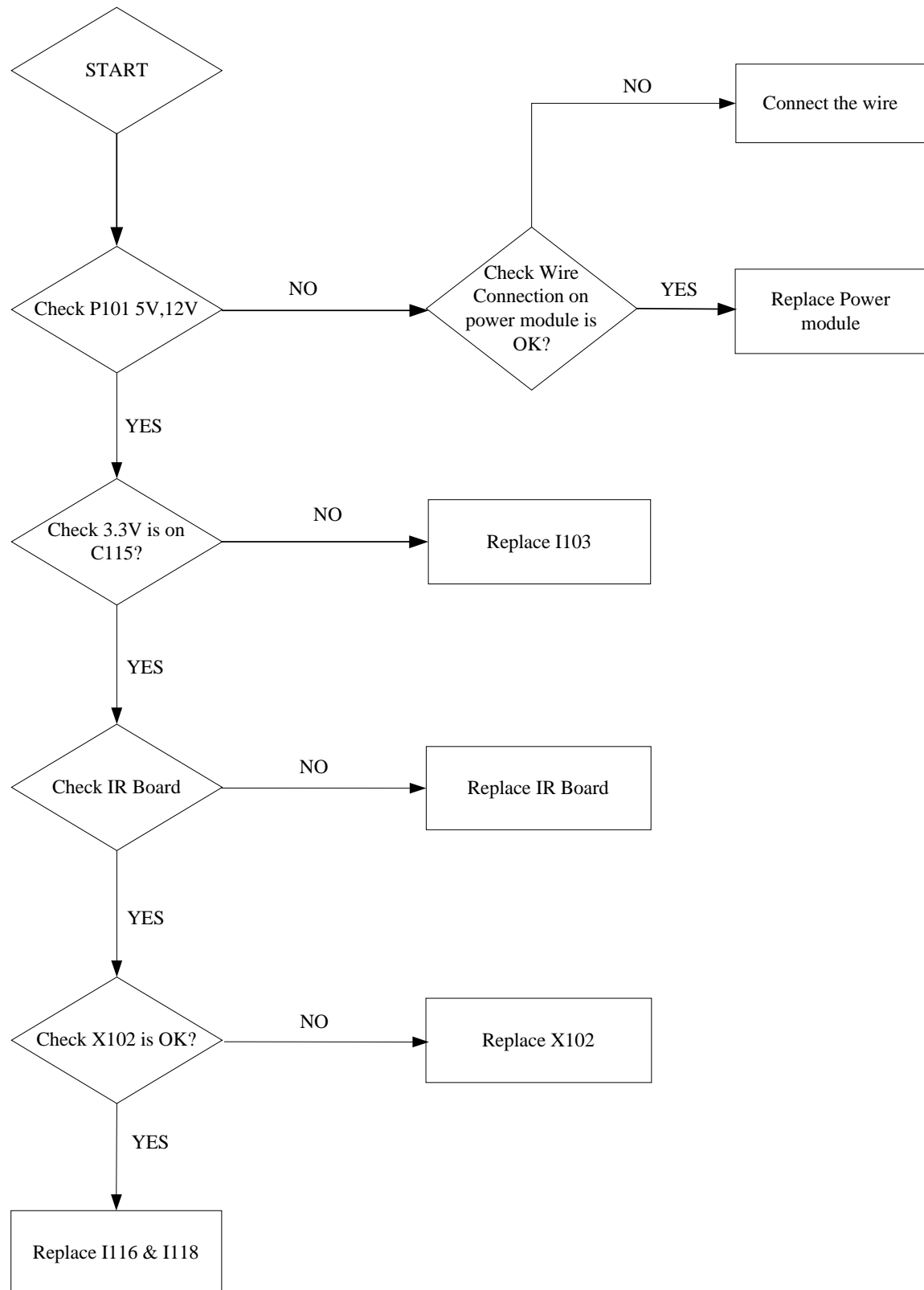
2.9. Unscrew 6 screws to remove Panel Unit.



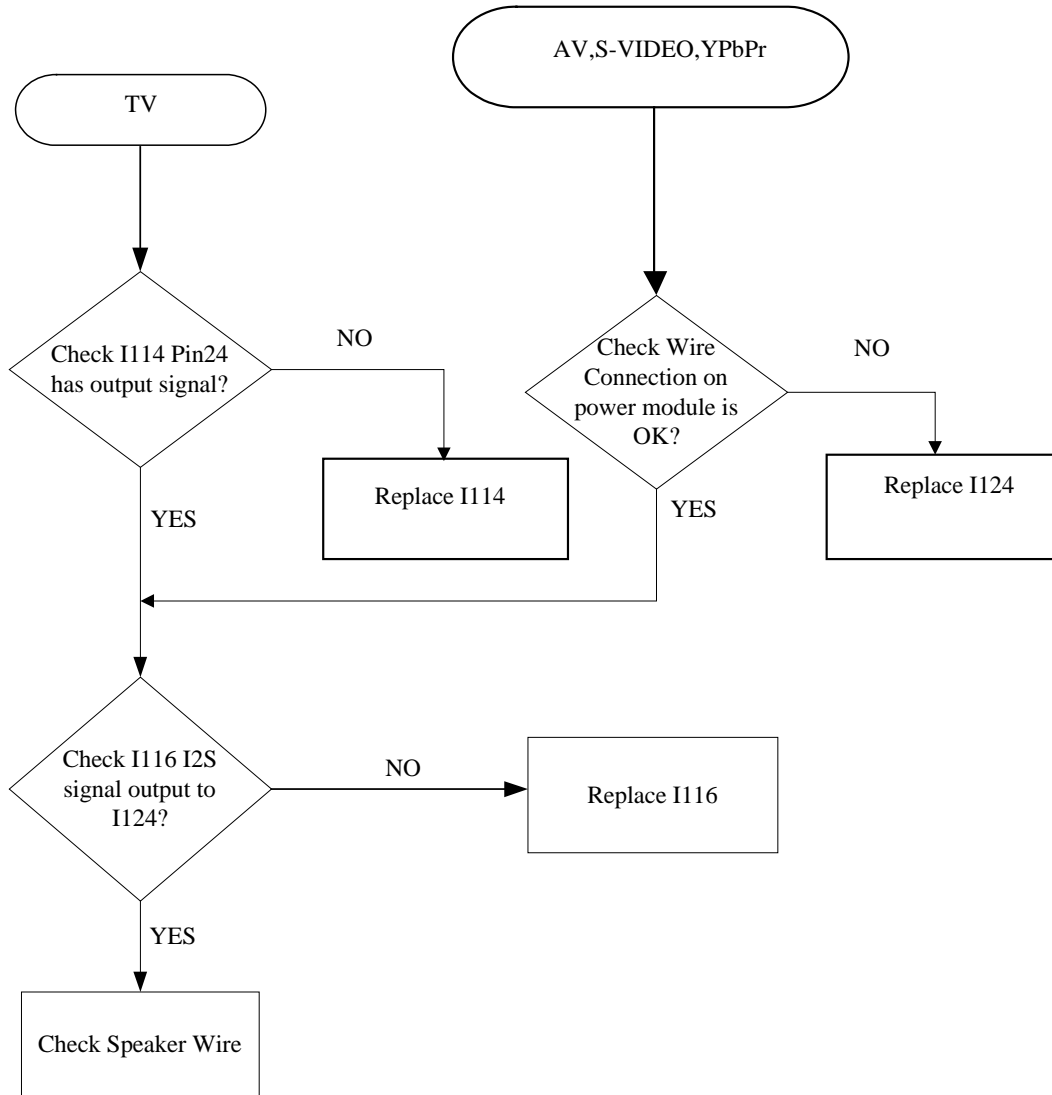
Panel Unit

6. Trouble Shooting Flow Chart

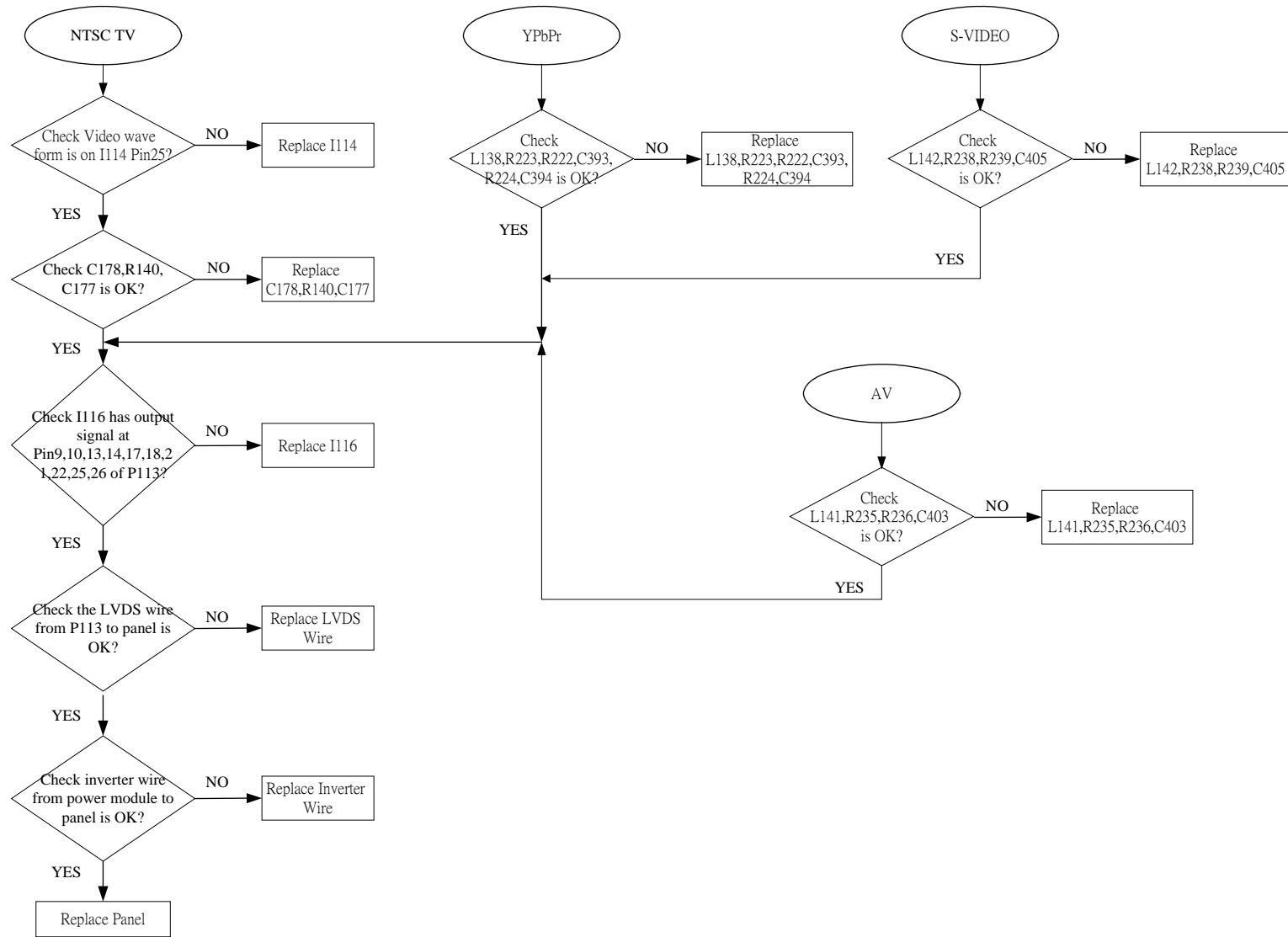
6.1. NO POWER

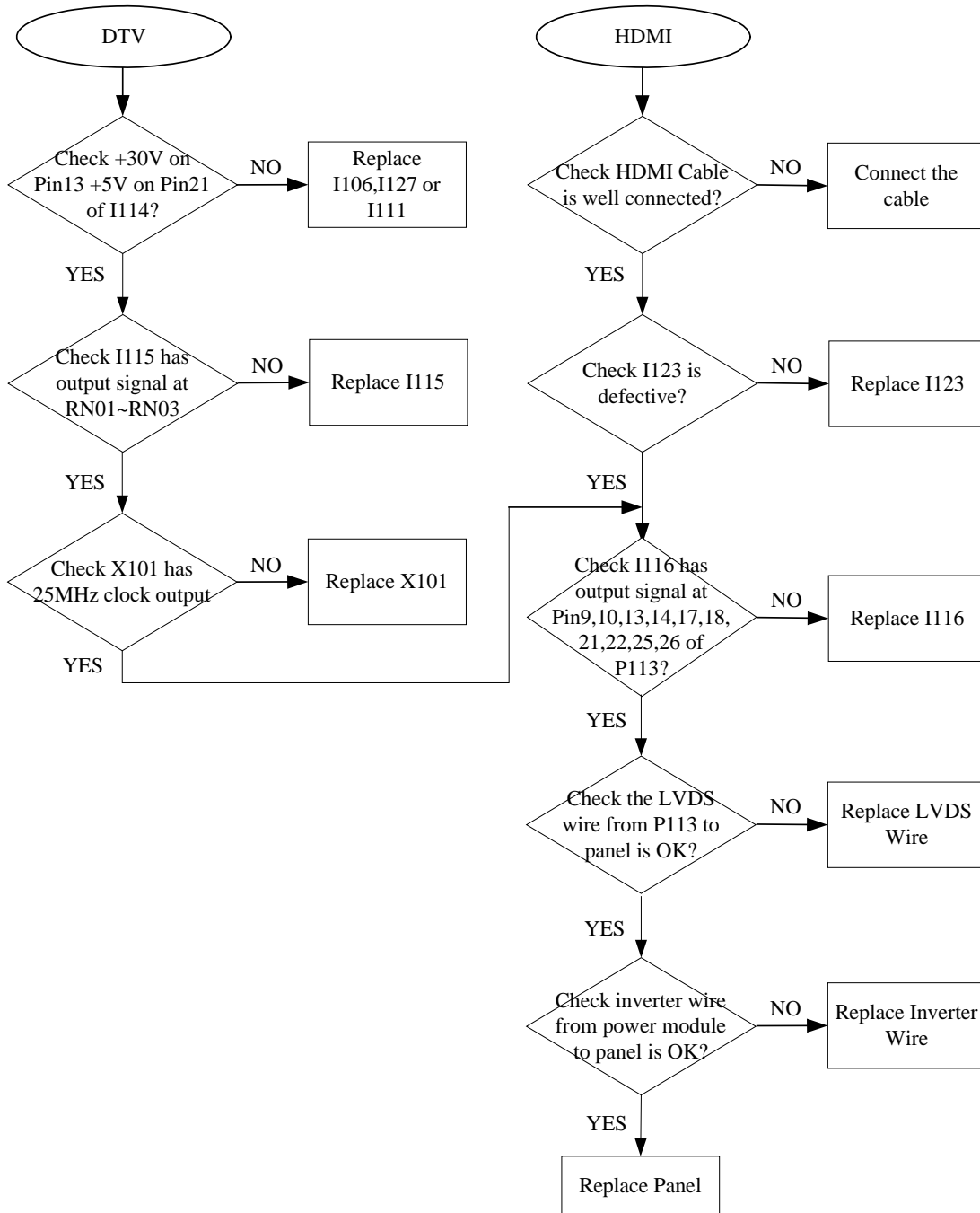


6.2. NO VOICE

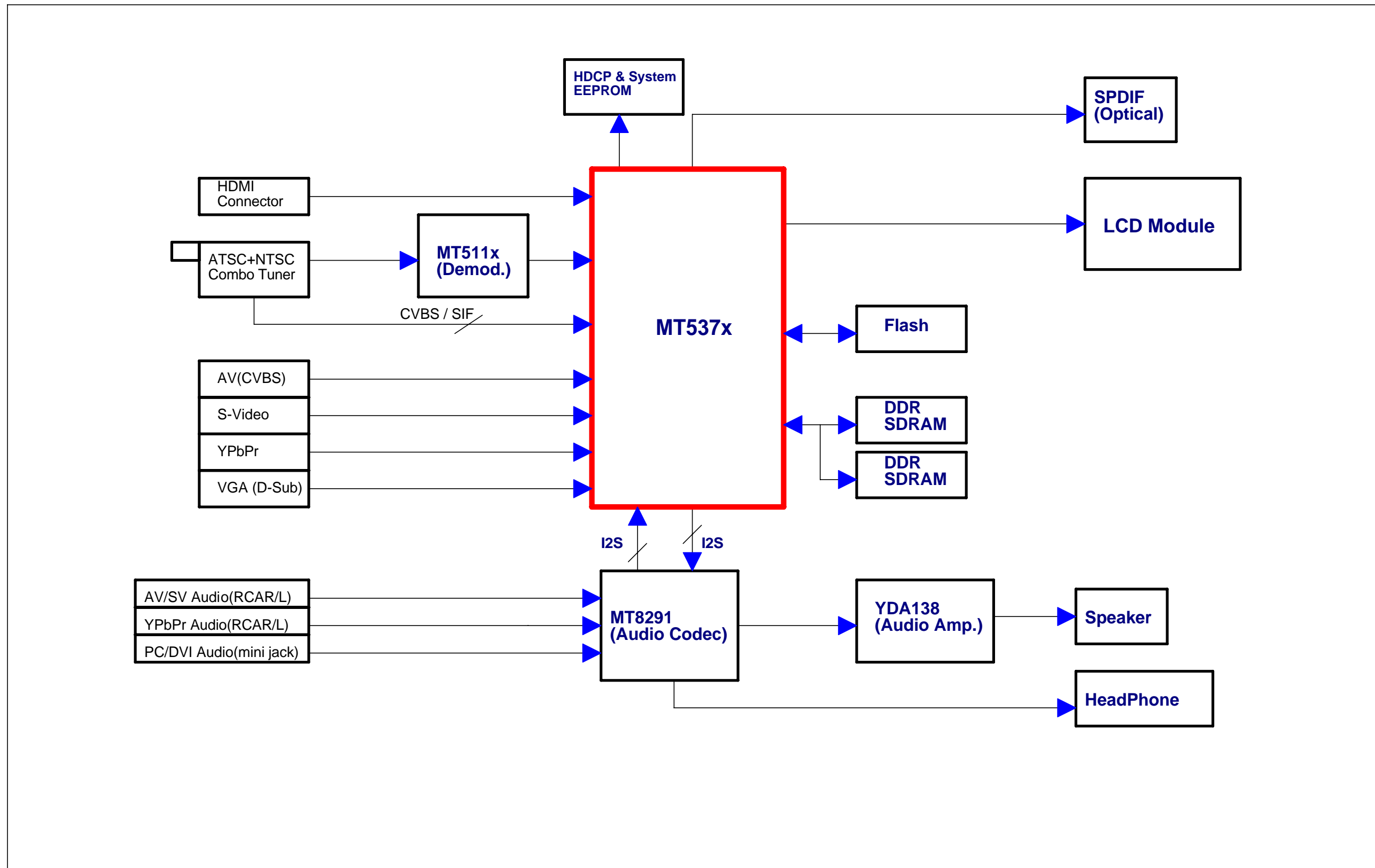


6.3. NO DISPLAY



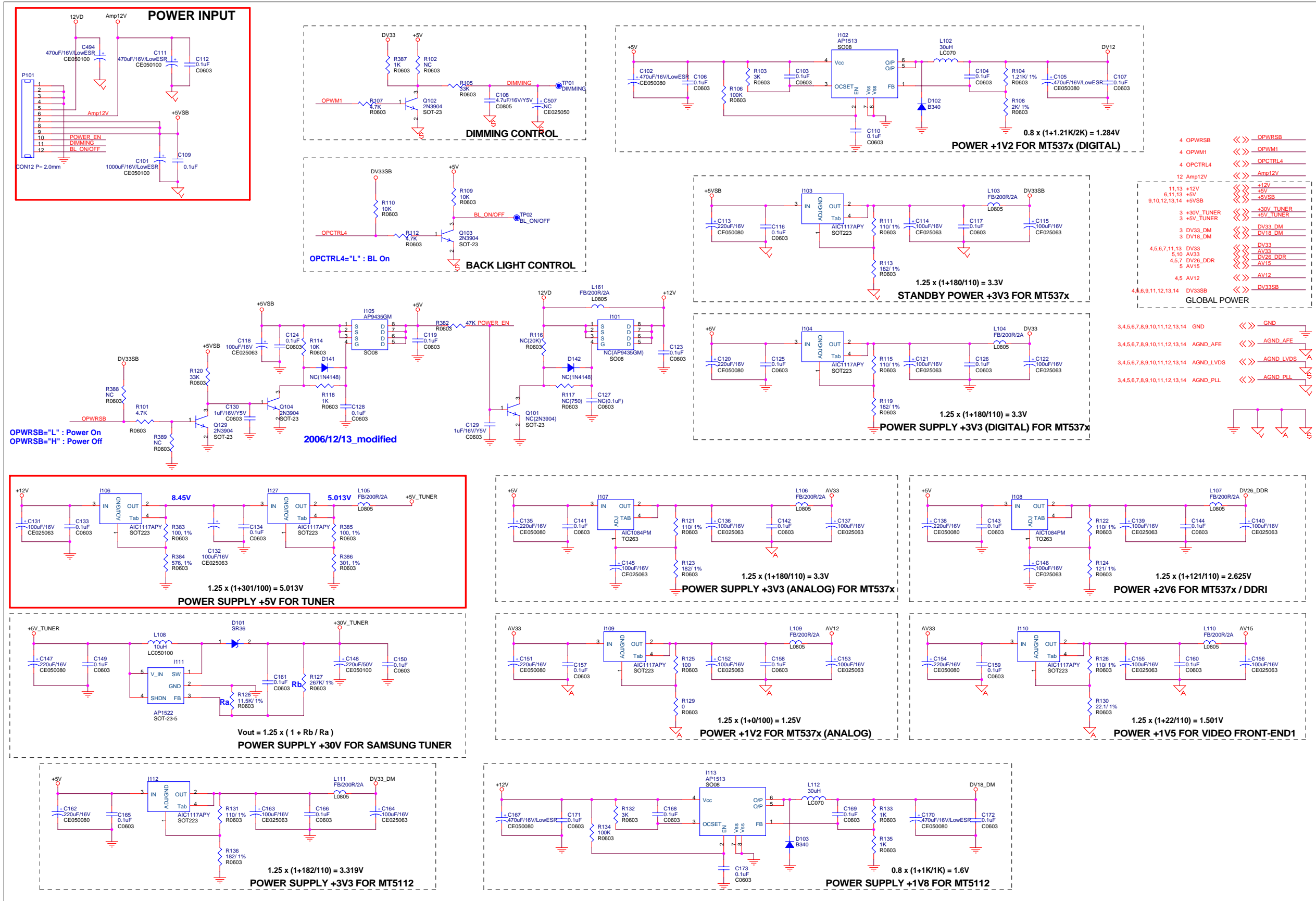


7. Block Diagram

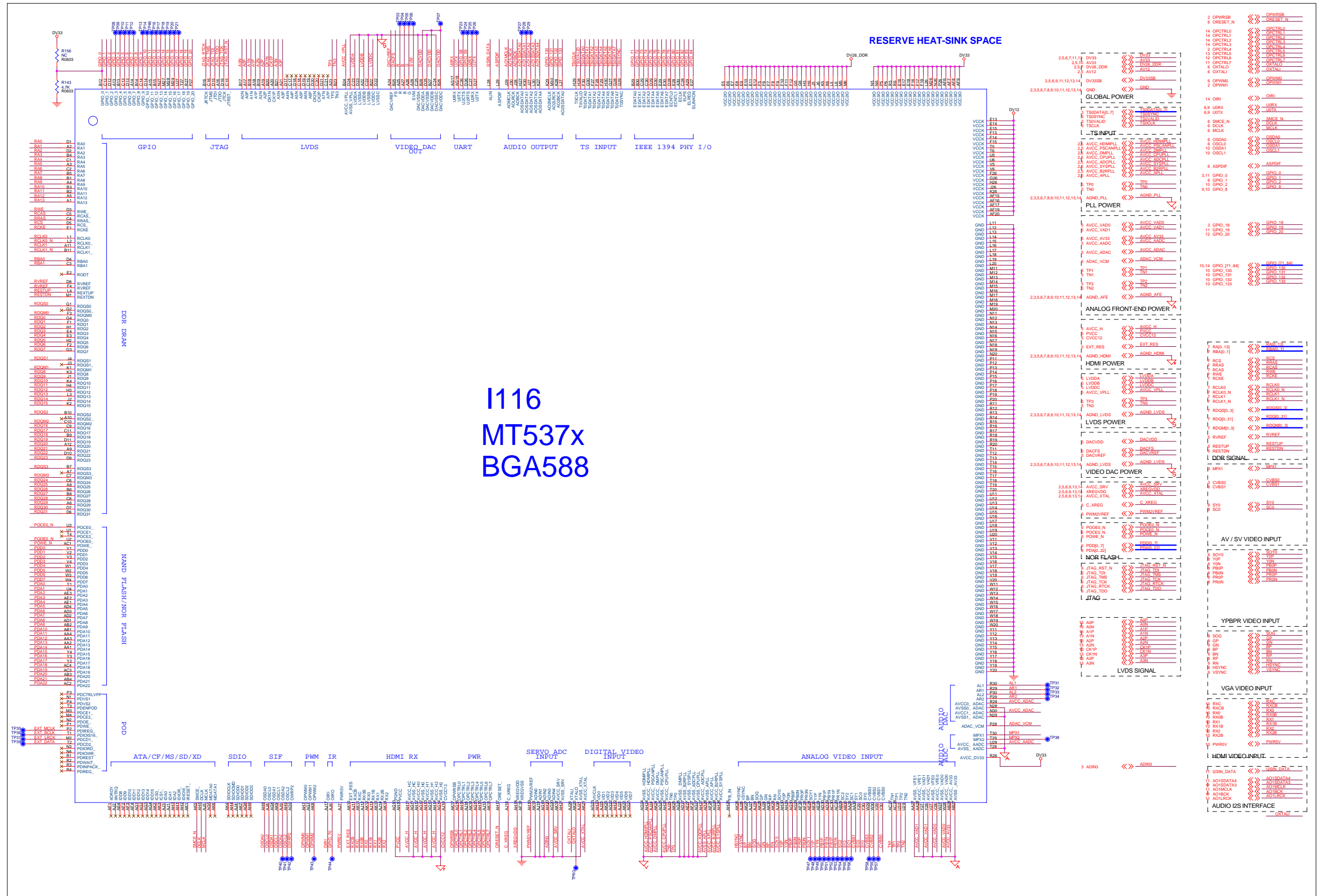


8. Schematic Diagrams

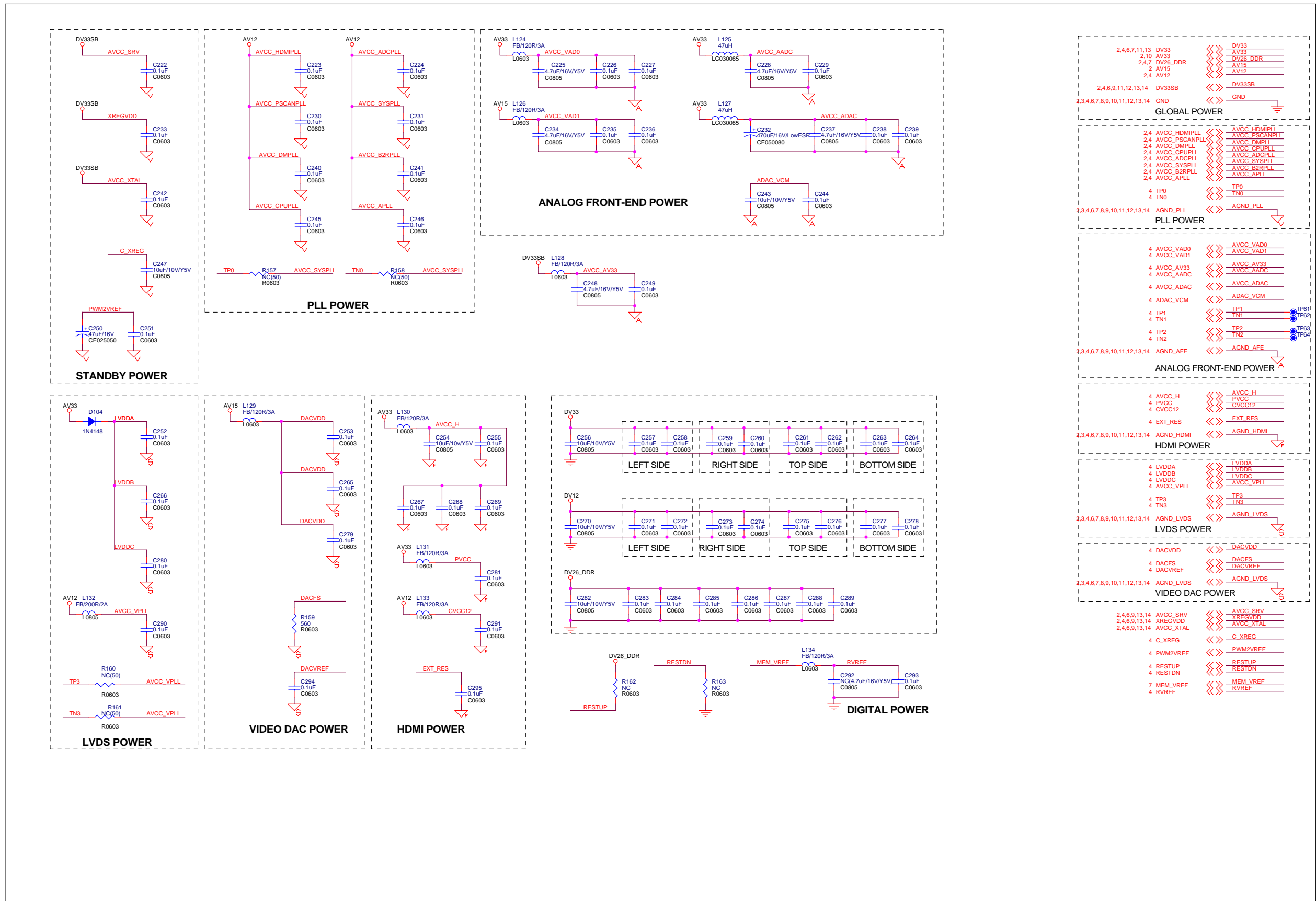
8.1. DC POWER INPUT



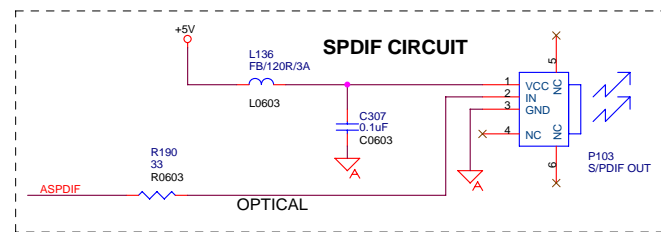
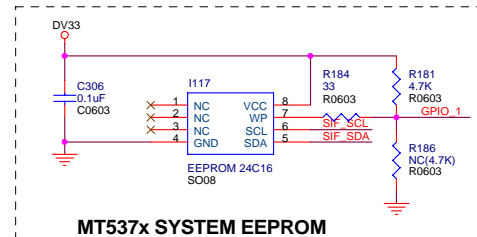
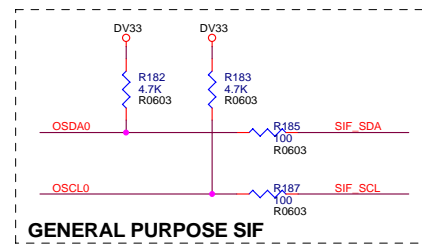
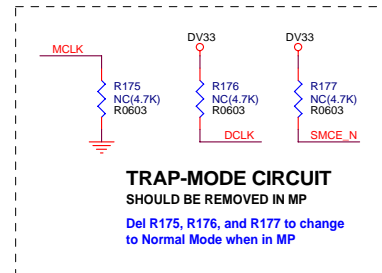
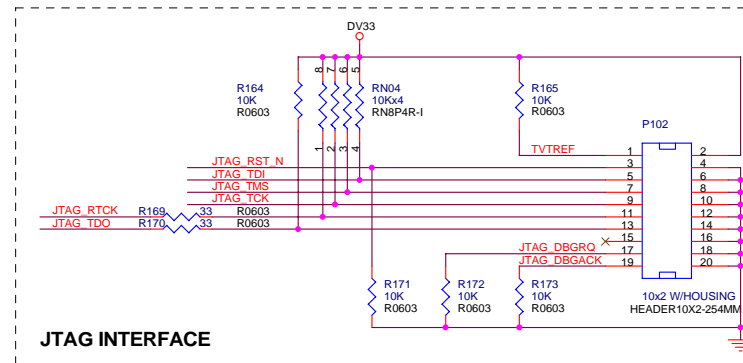
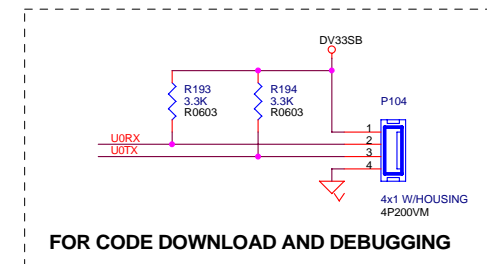
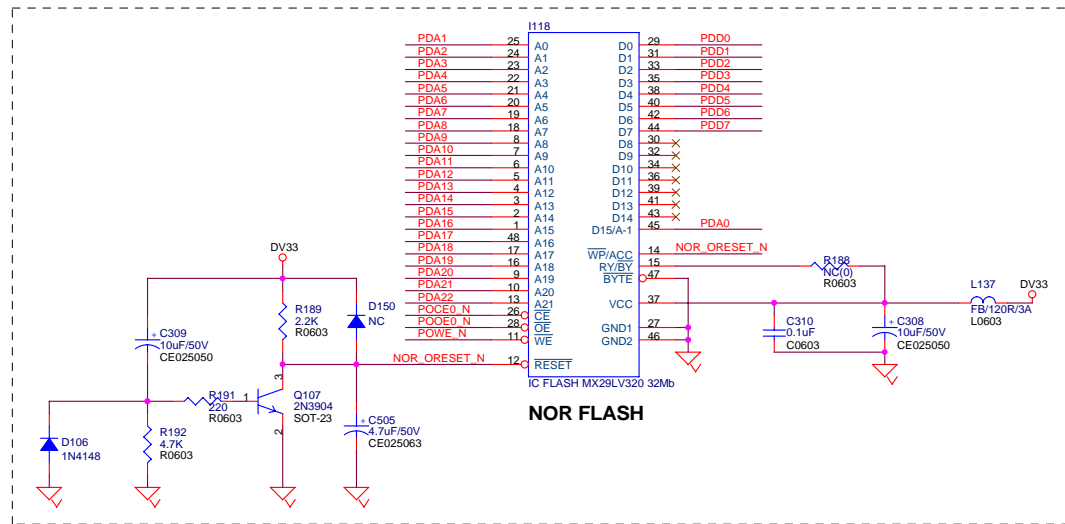
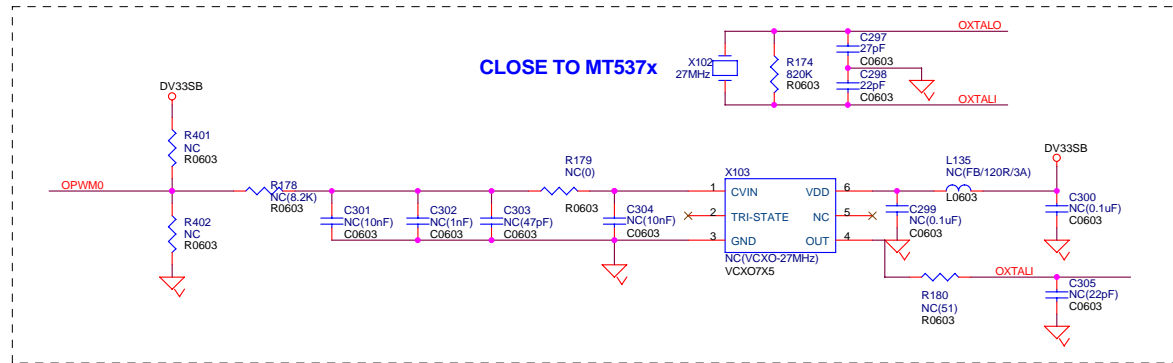
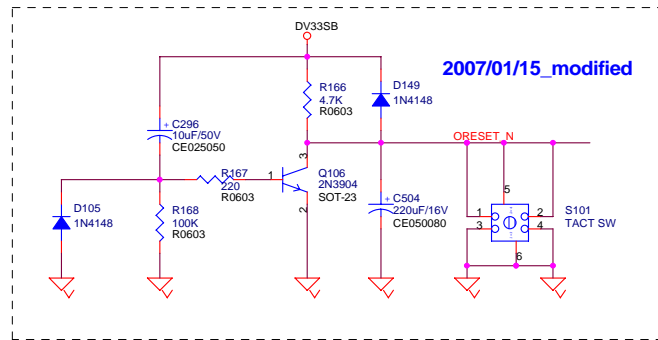
8.3. MT537x ASIC



8.4. MT537x BYPASS CAP.

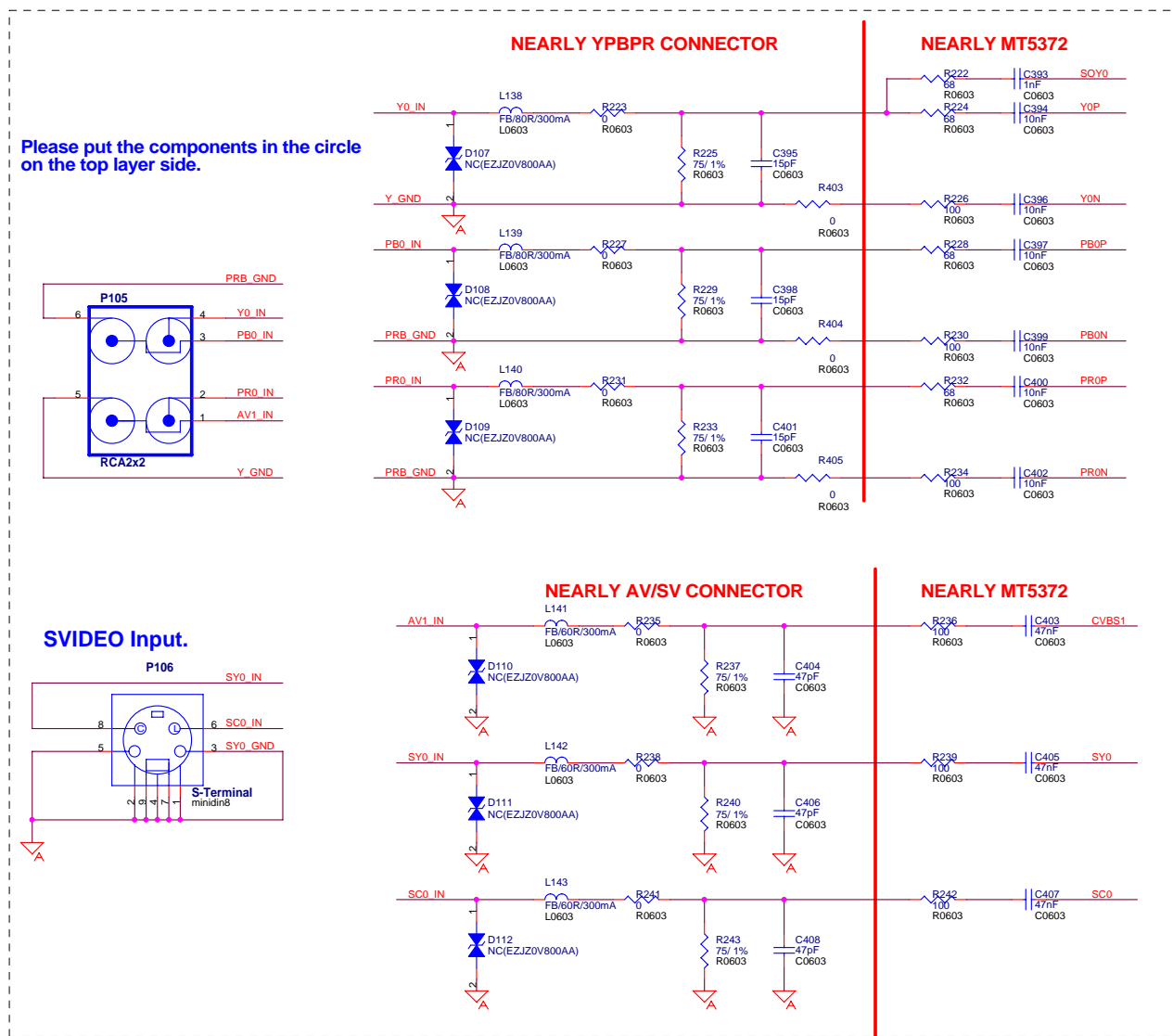


8.5. MT537x PERIPHERAL

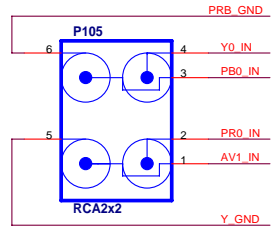


2,11,13	+5V	<<>>	+5V
2,4,5,7,11,13	DV33	<<>>	DV33
2,4,5,9,11,12,13,14	DV33SB	<<>>	DV33SB
2,3,4,5,7,8,9,10,11,12,13,14	GND	<<>>	GND
2,3,4,5,7,8,9,10,11,12,13,14	AGND_PLL	<<>>	AGND_PLL
2,3,4,5,7,8,9,10,11,12,13,14	AGND_AFE	<<>>	AGND_AFE
4	ORESET_N	<<>>	ORESET_N
4	OXTALI	<<>>	OXTALI
4	OPWM0	<<>>	OPWM0
4	POCE0_N	<<>>	POCE0_N
4	POCE0_N	<<>>	POCE0_N
4	POWE_N	<<>>	POWE_N
4	PDD0[0..7]	<<>>	PDD0[0..7]
4	PDA[0..22]	<<>>	PDA[0..22]
NOR FLASH			
4	JTAG_RST_N	<<>>	JTAG_RST_N
4	JTAG_TDI	<<>>	JTAG_TDI
4	JTAG_TMS	<<>>	JTAG_TMS
4	JTAG_TCK	<<>>	JTAG_TCK
4	JTAG_RTCK	<<>>	JTAG_RTCK
4	JTAG_TDO	<<>>	JTAG_TDO
JTAG			
4,9	UORX	<<>>	UORX
4,9	UOTX	<<>>	UOTX
4	ASPDIF	<<>>	ASPDIF
4	SMCE_N	<<>>	SMCE_N
4	DCLK	<<>>	DCLK
4	MCLK	<<>>	MCLK
4	OSDA0	<<>>	OSDA0
4	OSCL0	<<>>	OSCL0
3,11	SIF_SDA	<<>>	SIF_SDA
3,11	SIF_SCL	<<>>	SIF_SCL
4	GPIO_1	<<>>	GPIO_1

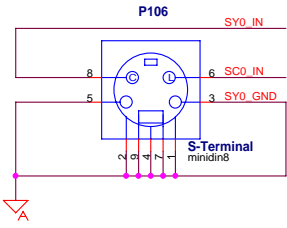
8.7. AV / SV / YPBPR INPUT



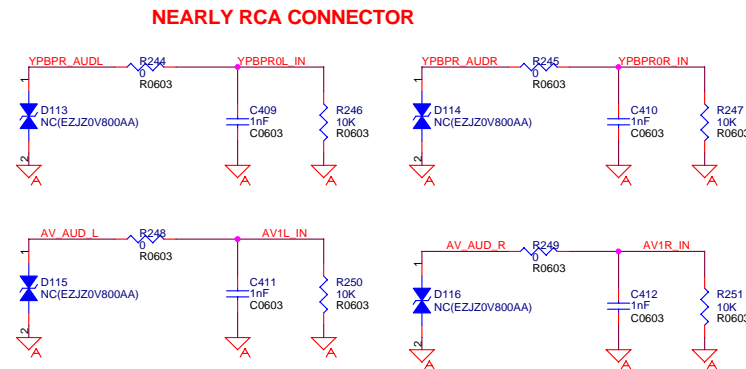
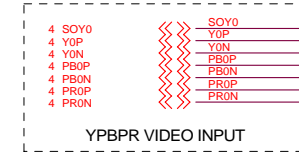
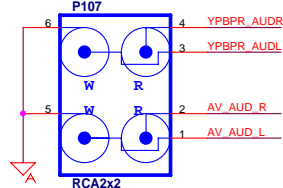
Please put the components in the circle on the top layer side.



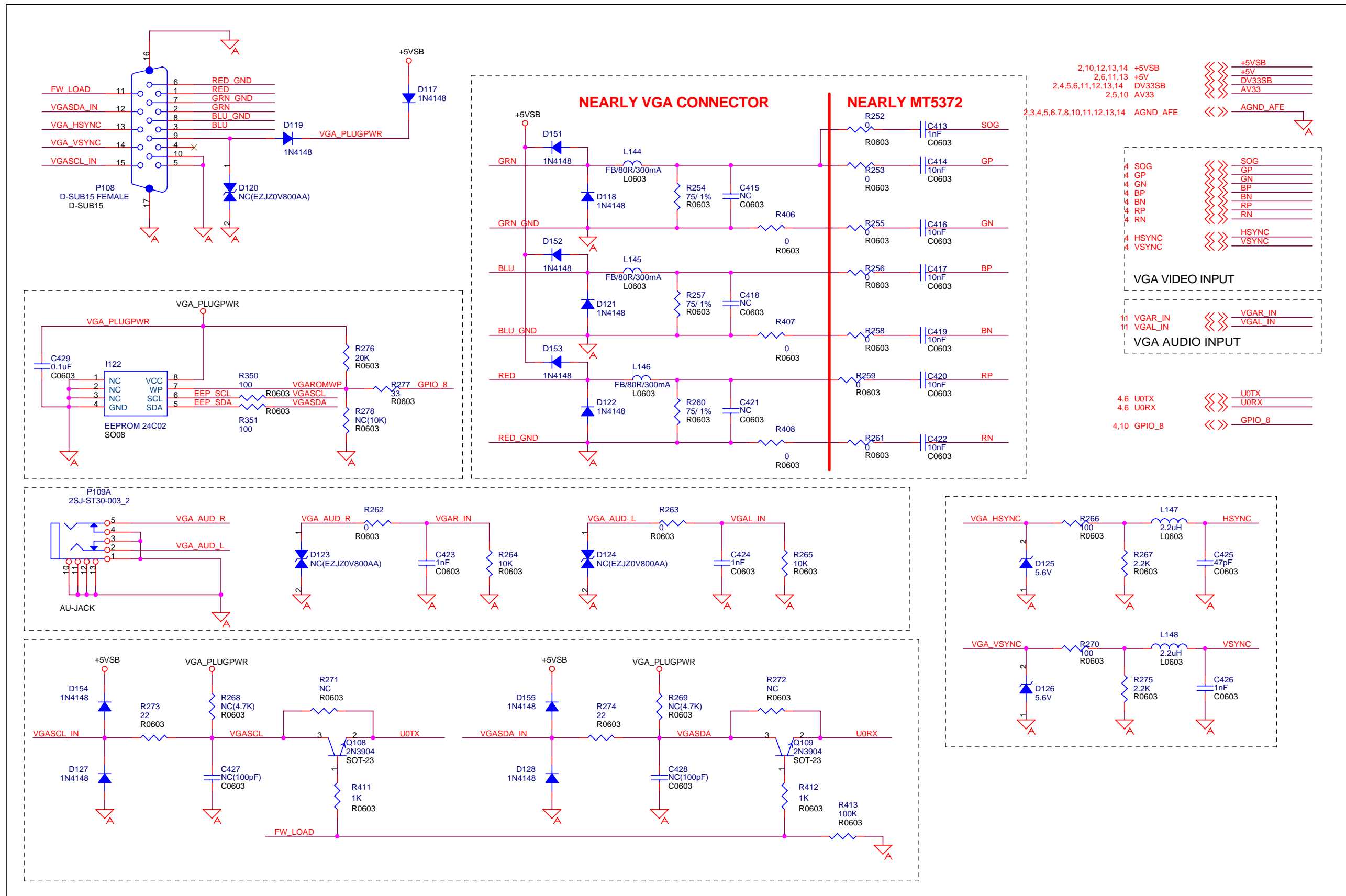
SVIDEO Input.



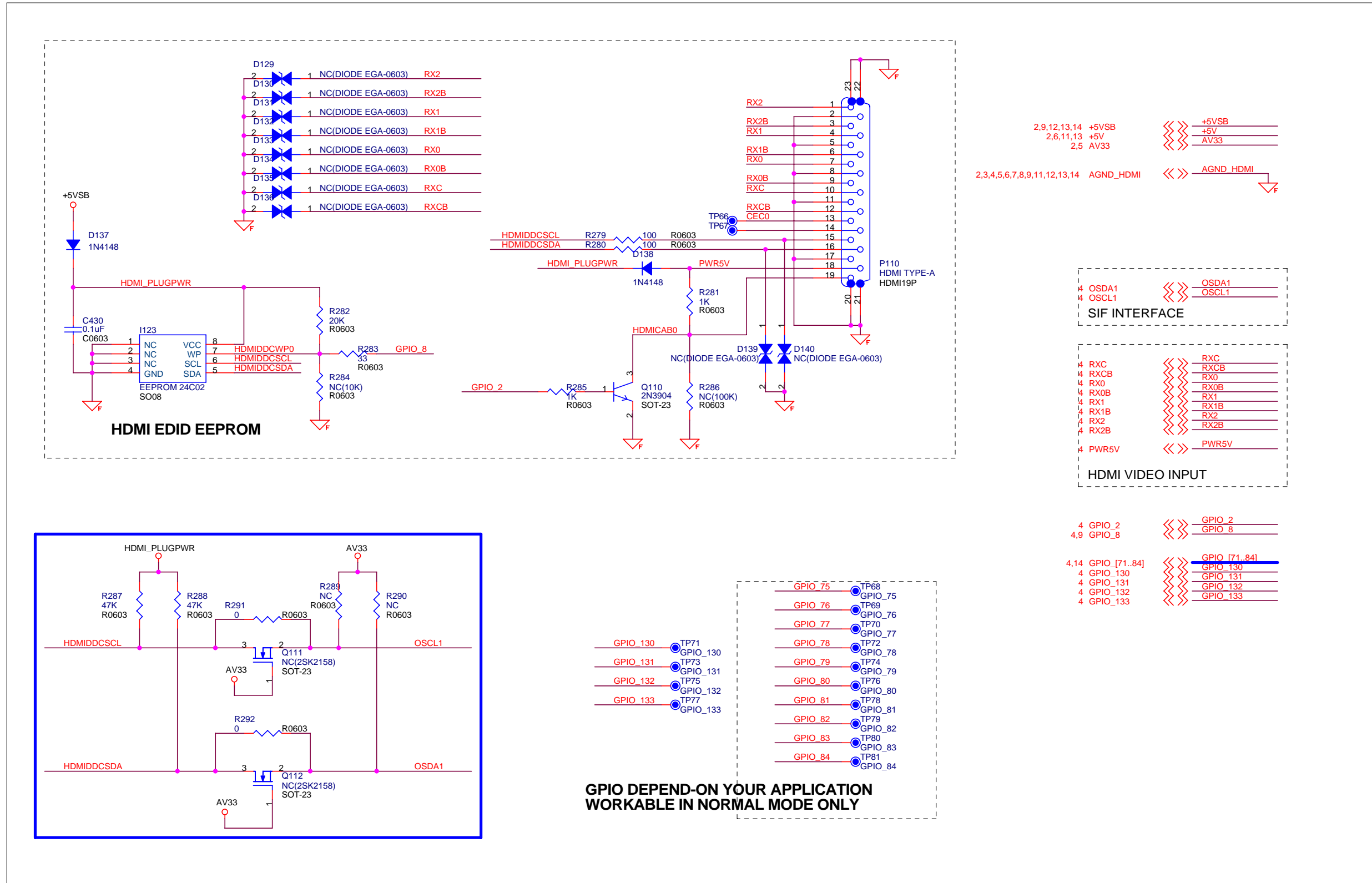
Audio R/L in



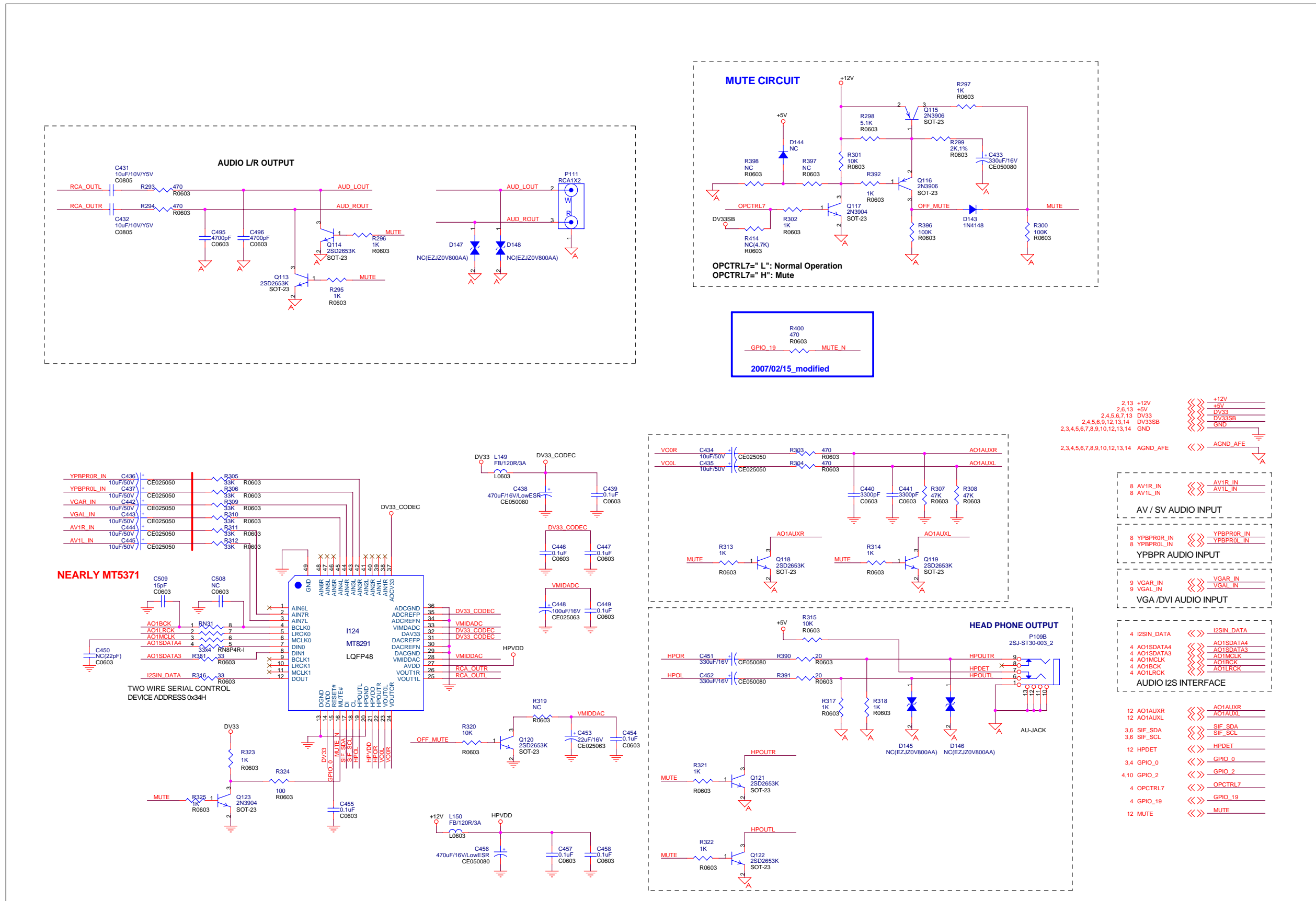
8.8. VGA INPUT



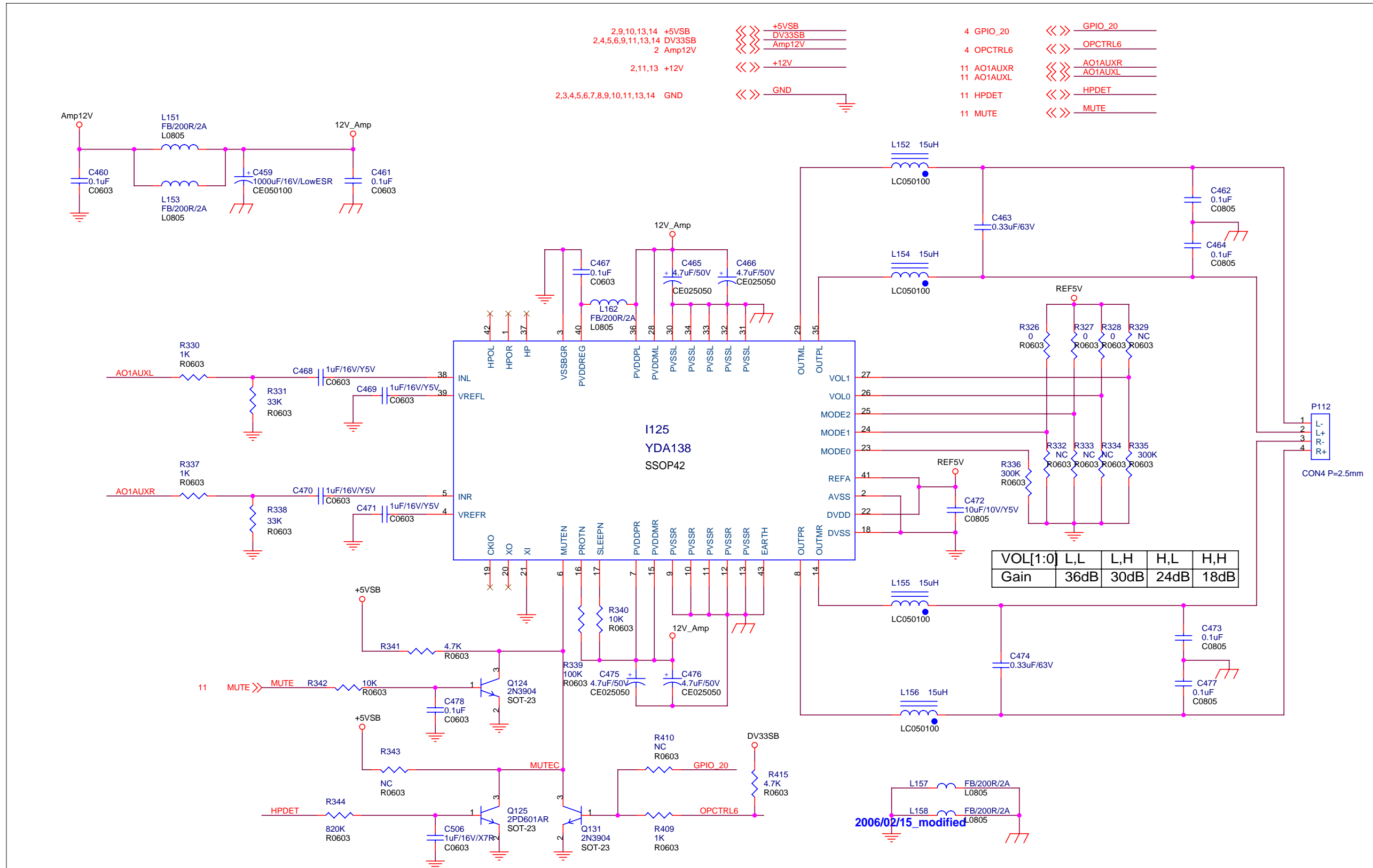
8.9. HDMI INPUT



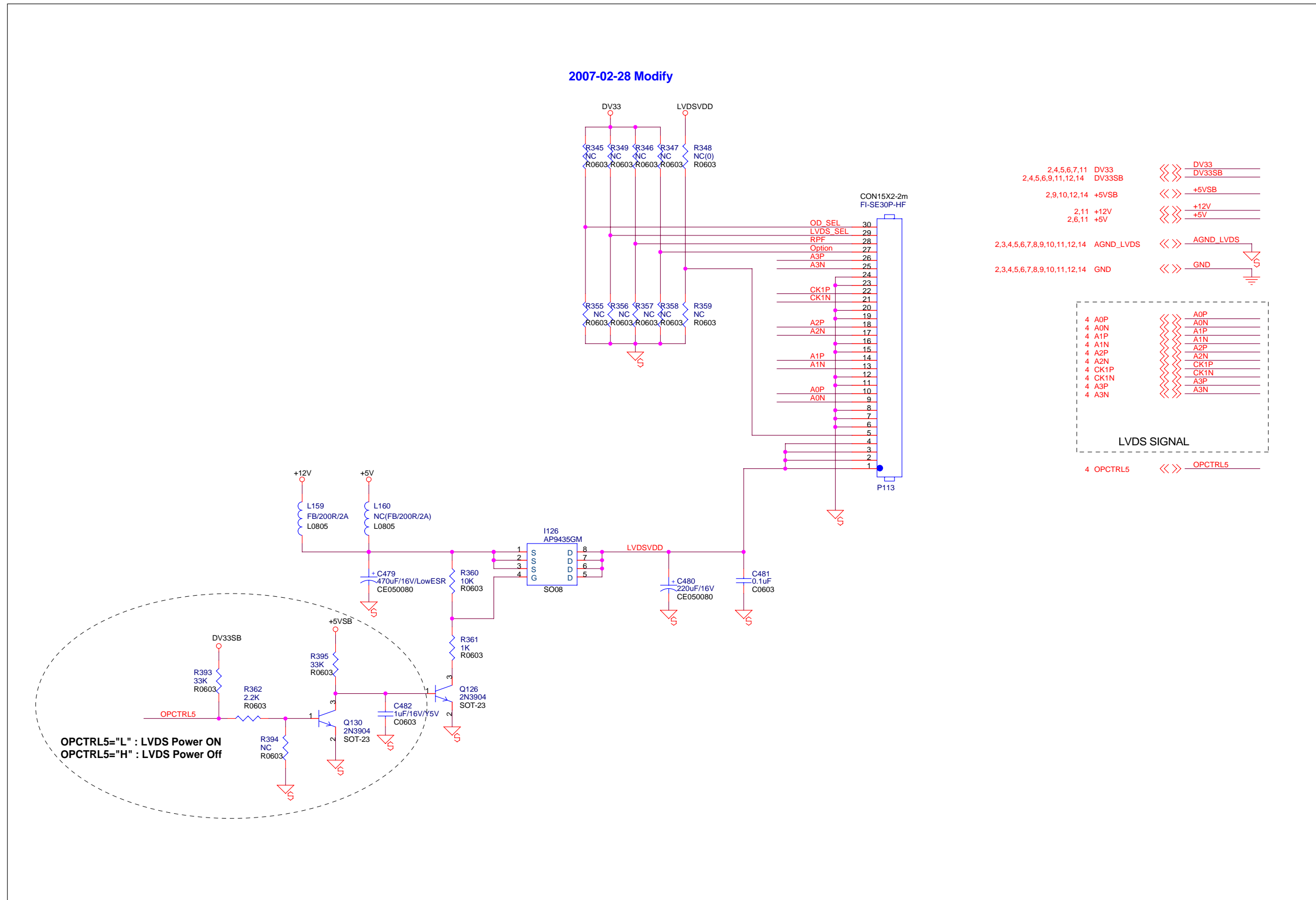
8.10. AUDIO CODEC AND LINE OUT



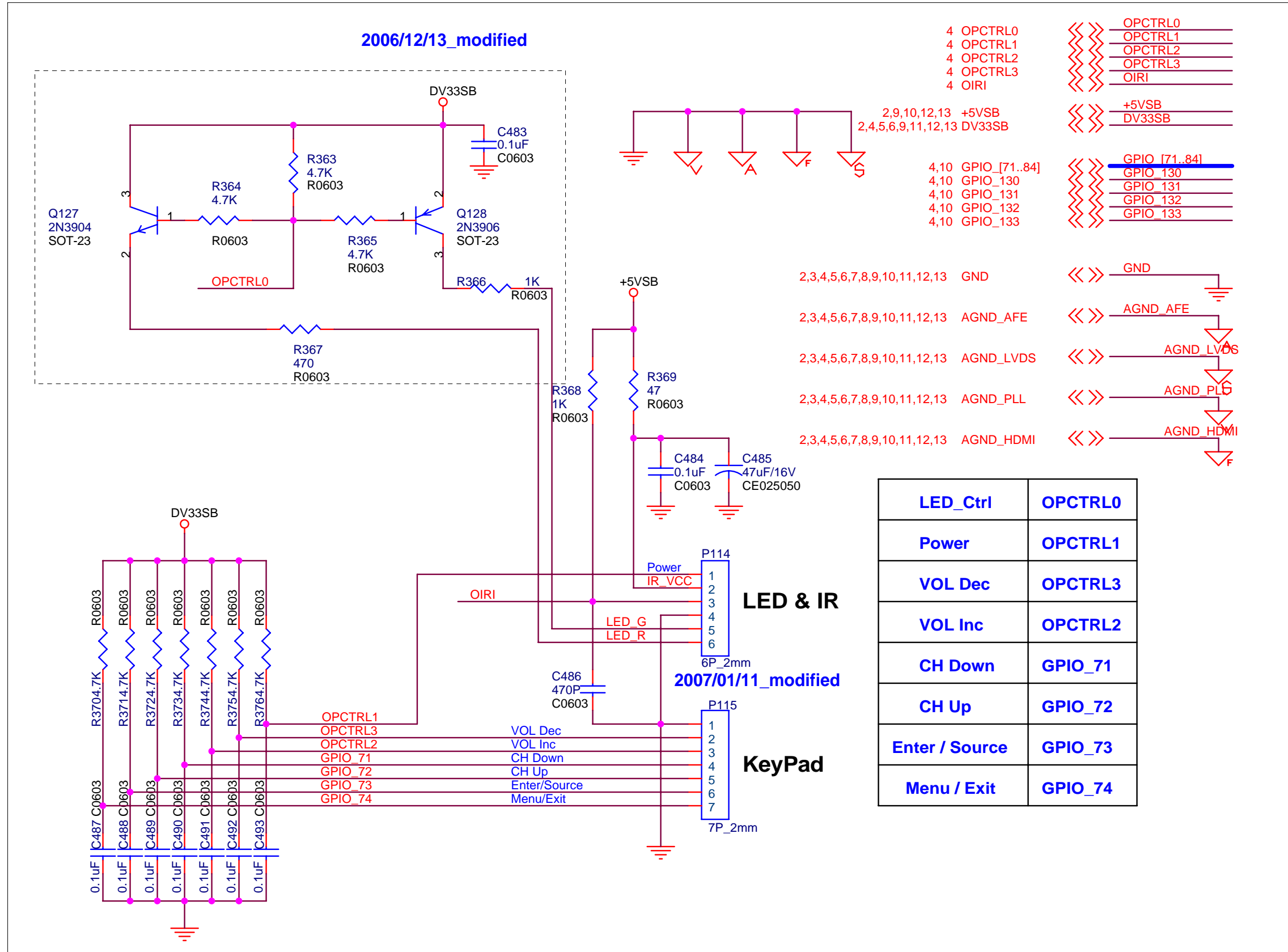
8.11. AUDIO AMPLIFIER



8.12. LVDS OUTPUT

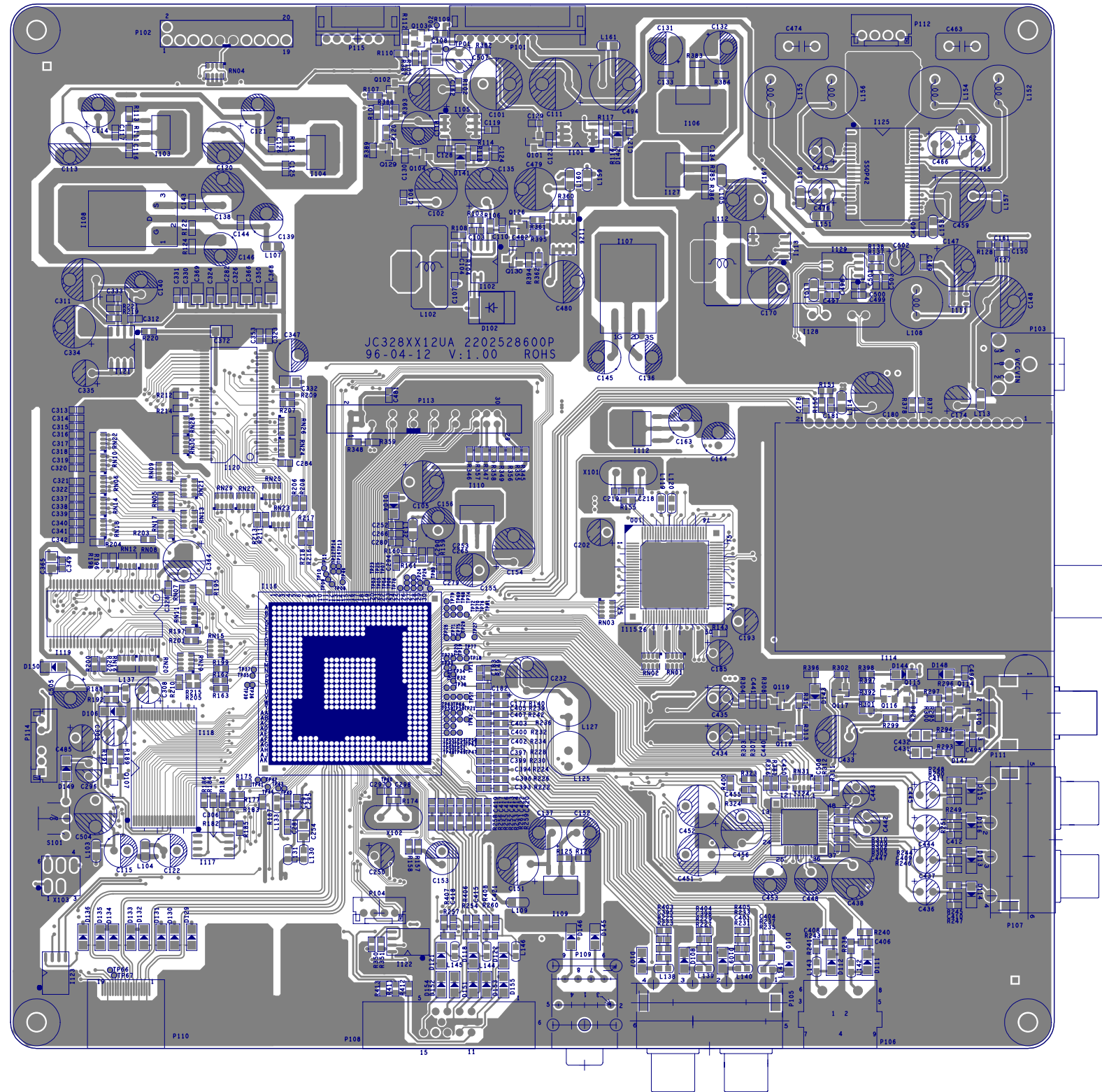


8.13. IR AND KEYPAD INTERFACE

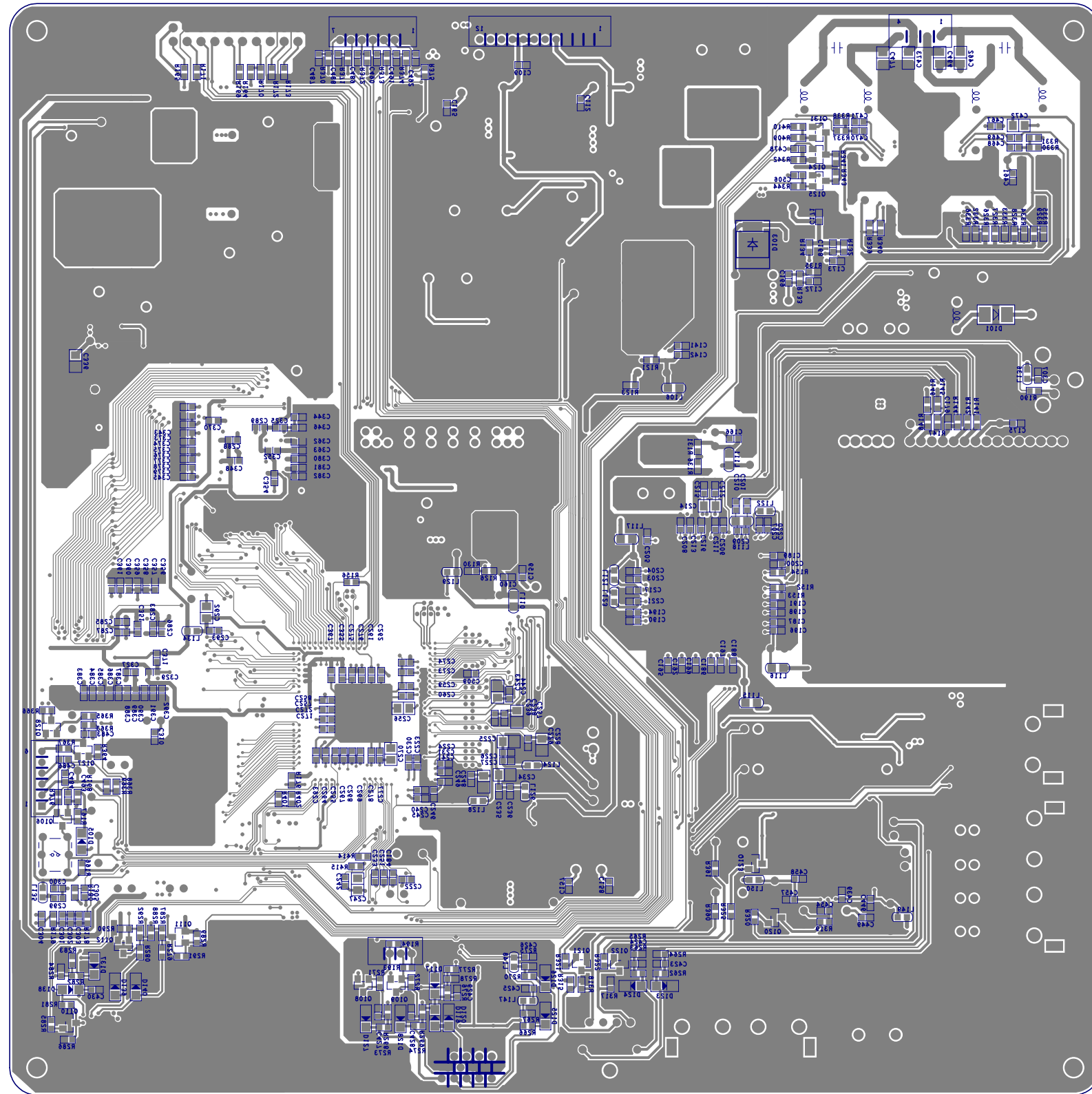


9. PCB Layout Diagrams

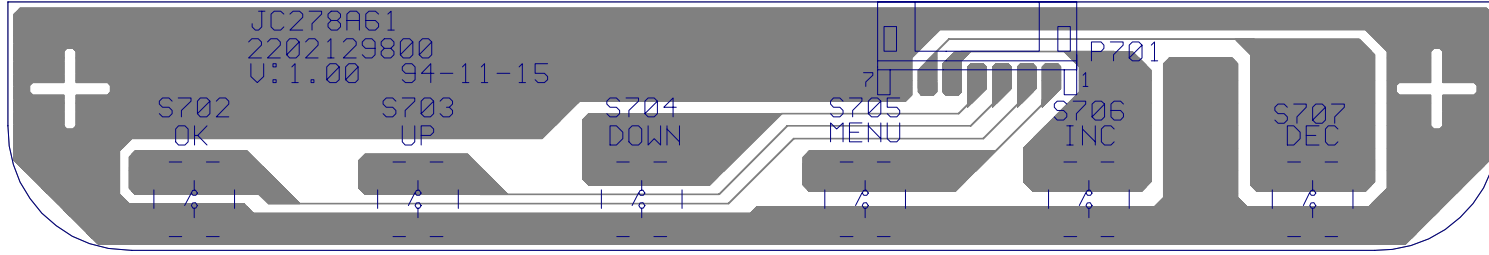
9.1. MAIN PCB TOP VIEW



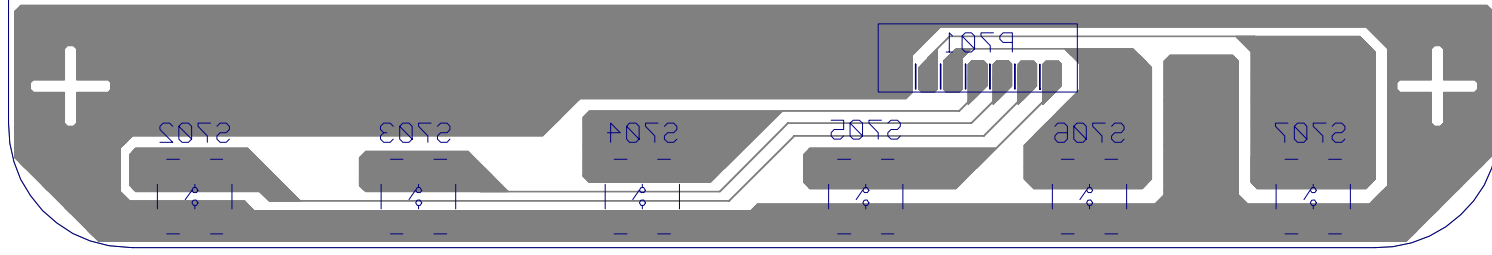
9.2. MAIN PCB BOTTOM VIEW



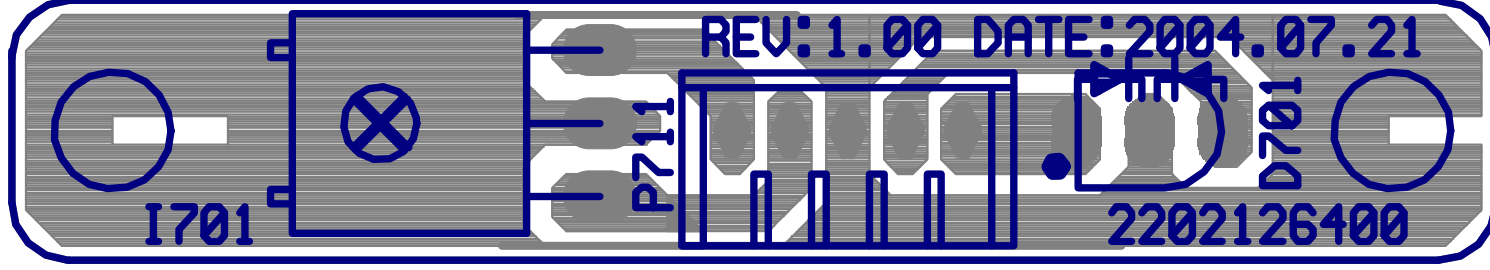
9.3. CON PCB TOP VIEW



9.4. CON PCB BOTTOM VIEW



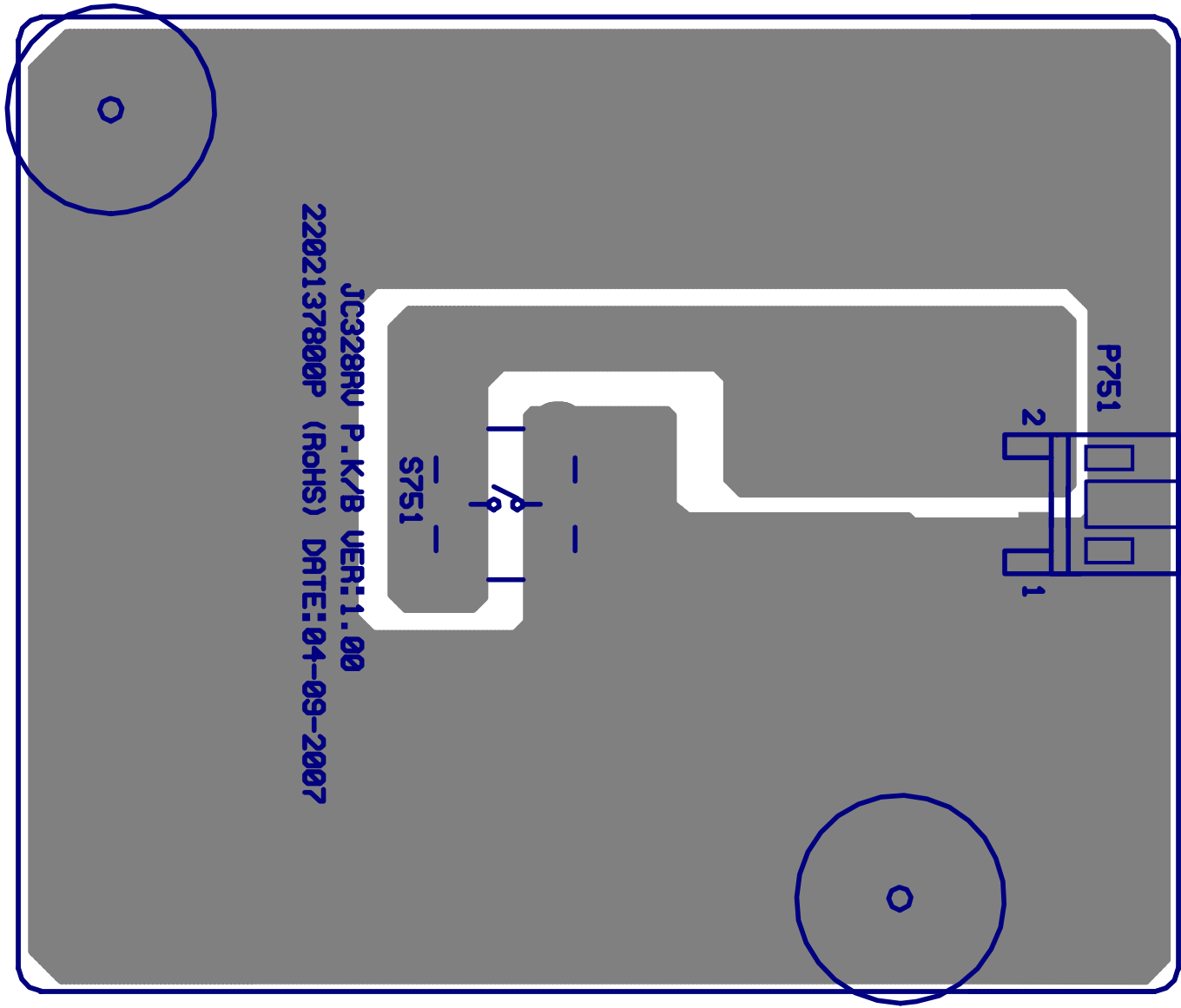
9.5. IR PCB TOP VIEW



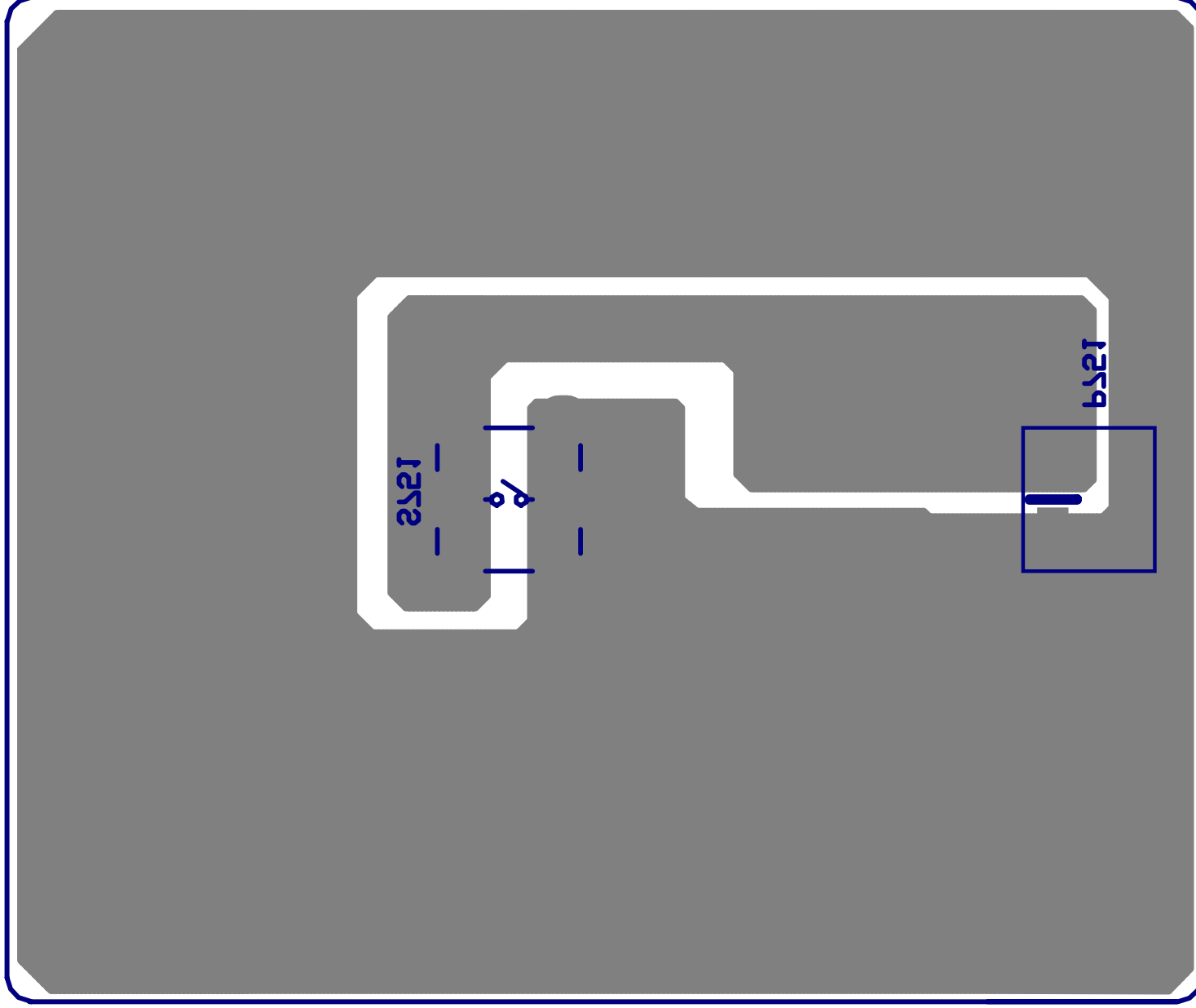
9.6. IR PCB BOTTOM VIEW



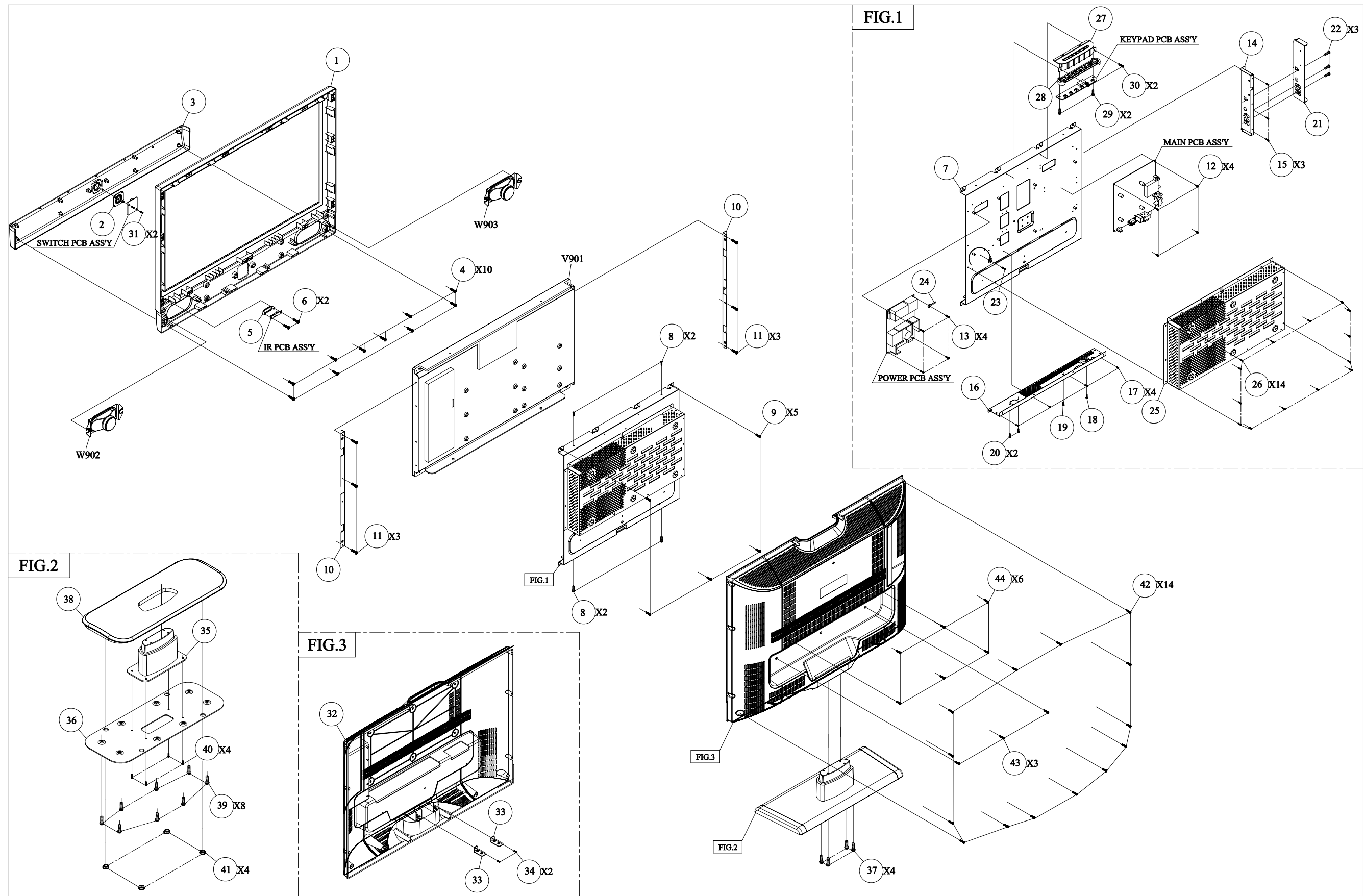
9.7. P-BUTTON PCB TOP VIEW

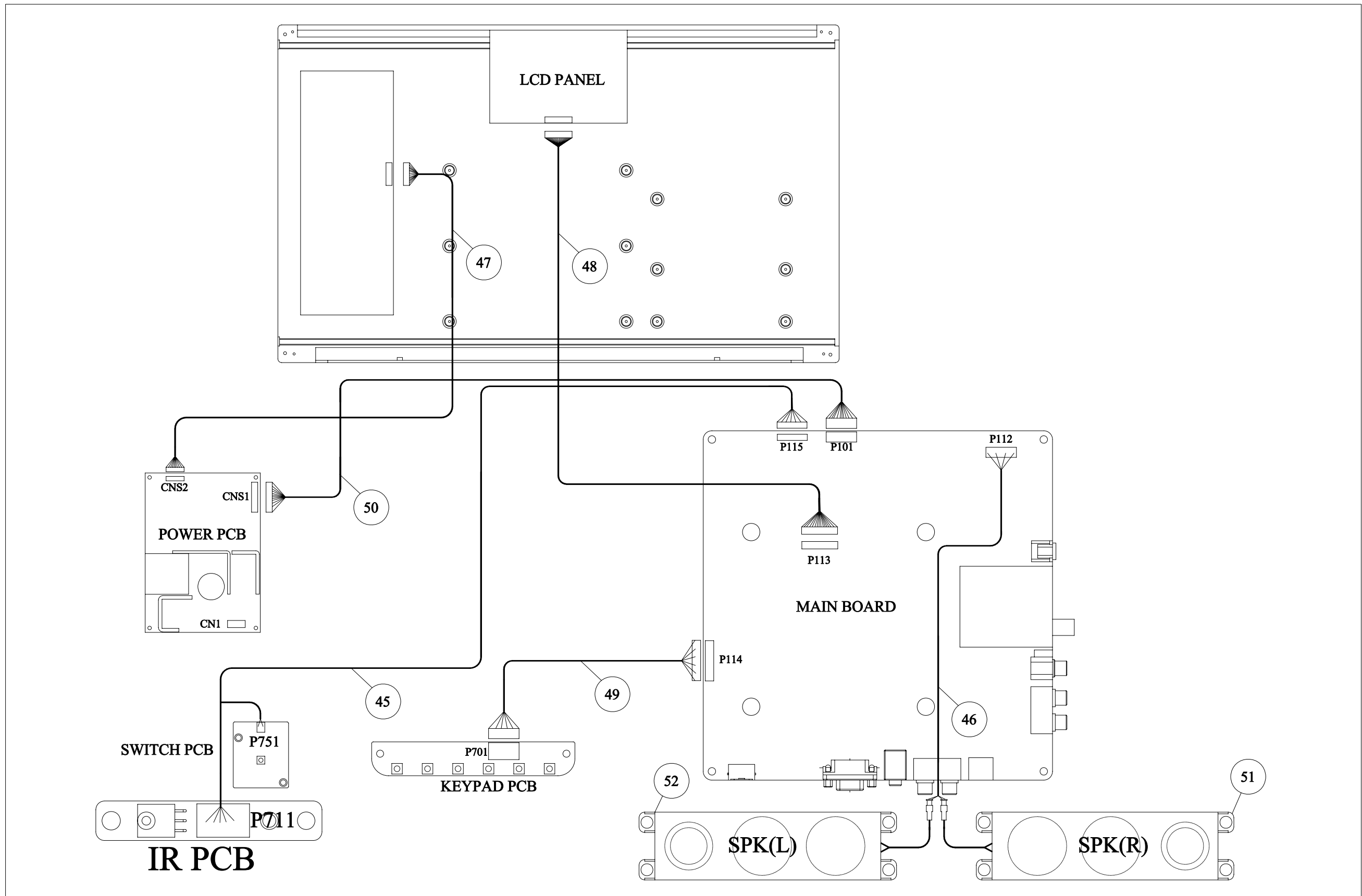


9.8. P-BUTTON PCB BOTTOM VIEW



10. Exploded View And Exploded Parts List





EXPLODED PARTS LIST (N3235w-1)

ViewSonic Model Number: VS11770-1M

Rev: 1a

Serial No. Prefix: QNF

Item	ViewSonic P/N	Ref. P/N	Description		Q'ty
1	N/A	2024278003P	FRONT BEZEL	32R ABS HB G.L BLACK	1
2	N/A	2033152200P	IR COVER	32R GE-LExAN 121R-BR2DO52T(426C)	1
3	N/A	2032202502P	GRILL	32V ABS HB BLACK 4001C	1
4	N/A	2080006900P	SCREW SPE	M4*10MM P TYPE:9.1MM	10
5	N/A	2044272801P	FUNCTION KEY	32V POWER KEY ABS HB AL-PLATE	1
6	M-SCW-0824-0285	2084730082P	SCREW BND T+	M3X8(BND T+)	2
7	N/A	2071985300P	METAL FITTG	32R SECC T=1.0mm	1
8	N/A	2082740082P	SCREW BND+	M4X8(BND+)	4
9	M-SCW-0824-0123	2084740102P	SCREW BND T+	M4X10(BND T+)	5
10	N/A	2071887400P	BRACKET FIX	32R PANEL R/L SECC T=1.0mm	2
11	N/A	2082740082P	SCREW BND+	M4X8(BND+)	6
12	M-SCW-0824-0811	2080003700P	SCREW SPE	ISZZTER001A M3*6L MSWR17/FZMYI	4
13	M-SCW-0824-0811	2080003700P	SCREW SPE	ISZZTER001A M3*6L MSWR17/FZMYI	4
14	N/A	2072050904P	METAL FITTG-I/O	SECC T=1.0mm(X2UA)	1
15	N/A	2082630042P	SCREW	M3*4 P=0.5	3
16	N/A	2072050707P	METAL FITTG-I/O	SECC T=1.0mm(X2UA)	1
17	N/A	2082630042P	SCREW	M3*4 P=0.5	4
18	M-SCW-0824-0285	2084730082P	SCREW BND T+	M3X8(BND T+)	1
19	M-SCW-0824-6719	2082630062P	SCREW	M3X6 P=0.5	1
20	N/A	2080004900P	SCREW SPE	M3*8 T24 F NI	2
21	C-00008432	2027268901P	DUST COVER	32R ABS HB BLACK(X2UA)	1
22	HW-00008155	2083730102P	SCREW BND T+	SCREW BND T+	3
23	N/A	2080040062P	SCREW SPE	M4*8 PMS-3/W	1
24	HW-00008057	2071800300P	BRACKET FIX	62*8*3.4 T=0.5MM WITH PVC TUBE	1
25	N/A	2071972400P	METAL FITTG	SECC T=1.0MM VESA SUPPORT	1
26	N/A	2082630042P	SCREW	M3*4 P=0.5	14
27	C-00008475	2027268801P	DUST COVER	32R 6KEY ABS HB BLACK(MT11010)	1
28	N/A	2044272401P	FUNCTION KEY	32R 6KEY HB AL-PLATE	1
29	M-SCW-0824-0285	2084730082P	SCREW BND T+	M3X8(BND T+)	2
30	M-SCW-0824-6719	2082630062P	SCREW	M3X6 P=0.5	2
31	M-SCW-0824-0285	2084730082P	SCREW BND T+	M3X8(BND T+)	2
32	N/A	2022273101P	CABI BACK	32R ABS HB BLACK (X2UA)	1
33	N/A	2071887500P	BRACKET FIX	32R ARM-BRACKET SECC T=2.0mm	2
34	M-SCW-0824-0812	2084730062P	SCREW BND T+	M3X6(BND T+)	2
35	HW-00008151	2028557202P	NECK	ABS 94HB BLACK	1
36	N/A	2071875400P	BRACKET FIX	JC268FE SECC T=1.2mm STAND	1
37	HW-00008152	2083740122P	SCREW BND T+	SCREW,BND T+ M4*12 (BND T+)	4
38	PL-00008143	2028260102P	STAND	26E ABS 94HB BLACK C	1
39	HW-00008160	2084740082P	SCREW BND T+	M4X8(BND T+)	8
40	N/A	2082750402P	SCREW BND+	M5X40,M,P,ZN-CC	4
41	N/A	2039802304P	FOOT PAD	CRφ16.5X7.3/BLACK	4
42	N/A	2084740104P	SCREW BND T+	M4X10(BND T+) (BLK)	14
43	N/A	2082340082P	SCREW CSK+	SCREW CSK+ M4x8	3
44	N/A	2080005900P	SCREW SPE	M6*10MM TYPE"IT" BLACK ZN	6
45	CB-00008244	2427406017P	WIRE HARNESS	2+5/6P H/H 1061#26 L=350/830mm	1
46	CB-00008245	2427404043P	WIRE HARNESS	4/2+2P H/A 1007#24 L=690mm	1
47	CB-00008247	2427414021P	WIRE HARNESS	10/14P H/H 1007#28 L=280mm	1
48	CB-00008248	2427430045P	WIRE HARNESS	30/30P H/H 1571#28 L=360mm	1
49	CB-00008243	2427407003P	WIRE HARNESS	7/7P H/H 1007#26 L=400mm	1
50	CB-00008249	2427412021P	WIRE HARNESS	12/12P H/H 1007#28 L=300mm	1
51	N/A	2391315001P-01	SPEAKER ASS'Y	15W/6ohm (R) L165*W58*H41mm DONGLI	1
52	N/A	2391315002P-01	SPEAKER ASS'Y	15W/6ohm (L) L165*W58*H41mm DONGLI	1

11. Recommended Spare Parts List

RECOMMENDED SPARE PARTS LIST (N3235w-1)

ViewSonic Model Number: VS11770-1M

Rev: 1a

Serial No. Prefix: QNF

Item	Description	ECR/ECN	ViewSonic P/N	Ref. P/N	Location	Universal number#
1	Accessories: [Adapter, Remote Control;Power Cord]		A-00005362	2427130046P	P951	
2			A-00008148	2419200136P	H901	
3	PC Board Assembly: [All PCBA]		B-00008410	6201-7032131201		
4			B-00008411	6202-7032621201		
5			B-00008413	6203-7032621201		
6			B-00008412	6206-7032621201		
7			B-00008414	2200227048P	U801	RA
8			B-00008415	2200227045P	U801	RB
9			B-00008416	2200227058P	U801	RC
10		B-00008417	2200227057P	U801	RD	
11	Cabinets: [Front Panel, All Covers, Base Assembly]		C-00008430	2603308308		
12			C-00008431	2603407833		
13			C-00008432	2027268901P	1F36	
14	Cables: [All Cables]		CB-00008243	2427407003P	P702	
15			CB-00008244	2427406017P	P703	
16			CB-00008245	2427404043P	P704	
17			CB-00008247	2427414021P	P705	
18			CB-00008248	2427430045P	P709	
19		CB-00008249	2427412021P	P710		
20	Documentation: [Quick Start Guide, CD Rom; Label]		DC-00008381	2604207401		
21	Electronic		E-00008460	2212012621P	V901	
22	Hardware:		HW-00008151	2028557202P	5B01	
23	Packing Material: [Box, Foam, Bags]		P-00008439	2011132801P	6P01	
24			P-00004497	2011100017P	6P85	
25			P-00008435	2012199940P	6P20	
26			P-00008436	2012199950P	6P21	
27			P-00008437	2012199960P	6P22	
28			P-00008438	2012199970P	6P23	
29			P-00002919	30291		
30			P-00003840	22404		
31			P-00005968	2013054007P	6P60	
32	Plastics:		PL-00008143	2028260102P		

Remark 1: Above listed items are examples, supplier can expand the rows to add more necessary items.

Remark 2: All revised RSPLs with newly added items or any change made should be highlighted and correlated with the ECN/ECR approved by ViewSonic Corporation. This is to eliminate repeated cross checks of each item between this version and prior

BOM LIST (N3235W-1)

ViewSonic Model Number: VS11770-1M

Rev: 1a

Serial No. Prefix: QNF

Item	ViewSonic P/N	Ref. P/N	Description	Location	Universal number#	Q'ty
1	E-00008342	2346110496P	CS 0603/X7R/50V 0.1u K T	C103		1
2	E-00008342	2346110496P	CS 0603/X7R/50V 0.1u K T	C104		1
3	E-00008342	2346110496P	CS 0603/X7R/50V 0.1u K T	C106		1
4	E-00008342	2346110496P	CS 0603/X7R/50V 0.1u K T	C107		1
5	N/A	2347647596P	CS 0805/Y5V/16V 4.7u Z T	C108		1
6	E-00008342	2346110496P	CS 0603/X7R/50V 0.1u K T	C110		1
7	E-00008342	2346110496P	CS 0603/X7R/50V 0.1u K T	C116		1
8	E-00008342	2346110496P	CS 0603/X7R/50V 0.1u K T	C117		1
9	E-00008342	2346110496P	CS 0603/X7R/50V 0.1u K T	C119		1
10	E-00008342	2346110496P	CS 0603/X7R/50V 0.1u K T	C123		1
11	E-00008342	2346110496P	CS 0603/X7R/50V 0.1u K T	C124		1
12	E-00008342	2346110496P	CS 0603/X7R/50V 0.1u K T	C125		1
13	E-00008342	2346110496P	CS 0603/X7R/50V 0.1u K T	C126		1
14	E-00008342	2346110496P	CS 0603/X7R/50V 0.1u K T	C128		1
15	E-00003865	2346710596P	CS 0603/Y5V/16V 1.0u Z T	C129		1
16	E-00003865	2346710596P	CS 0603/Y5V/16V 1.0u Z T	C130		1
17	E-00008342	2346110496P	CS 0603/X7R/50V 0.1u K T	C133		1
18	E-00008342	2346110496P	CS 0603/X7R/50V 0.1u K T	C134		1
19	E-00008342	2346110496P	CS 0603/X7R/50V 0.1u K T	C143		1
20	E-00008342	2346110496P	CS 0603/X7R/50V 0.1u K T	C144		1
21	E-00008342	2346110496P	CS 0603/X7R/50V 0.1u K T	C149		1
22	E-00008342	2346110496P	CS 0603/X7R/50V 0.1u K T	C150		1
23	E-00008342	2346110496P	CS 0603/X7R/50V 0.1u K T	C161		1
24	N/A	2346147396P	CS 0603/X7R/50V 0.047u K T	C177		1
25	N/A	2341147096P	CS 0603/COG/50V 47p J T	CAP CHIP TEMPERATURE 125°C	C178	1
26	E-00008342	2346110496P	CS 0603/X7R/50V 0.1u K T	CAP CHIP	C181	1
27	E-C-0404-4424	2346110396P	CS 0603/X7R/50V 0.01u K T	CAP CHIP	C182	1
28	N/A	2341127096P	CS 0603/COG/50V 27p J T	CAP CHIP TEMPERATURE 125°C	C218	1
29	N/A	2341127096P	CS 0603/COG/50V 27p J T	CAP CHIP TEMPERATURE 125°C	C219	1
30	E-00008342	2346110496P	CS 0603/X7R/50V 0.1u K T	CAP CHIP	C252	1
31	E-00008342	2346110496P	CS 0603/X7R/50V 0.1u K T	CAP CHIP	C253	1
32	N/A	2347710696P	CS 0805/Y5V/10V 10u Z T	CAP CHIP	C254	1
33	E-00008342	2346110496P	CS 0603/X7R/50V 0.1u K T	CAP CHIP	C265	1
34	E-00008342	2346110496P	CS 0603/X7R/50V 0.1u K T	CAP CHIP	C266	1
35	E-00008342	2346110496P	CS 0603/X7R/50V 0.1u K T	CAP CHIP	C279	1
36	E-00008342	2346110496P	CS 0603/X7R/50V 0.1u K T	CAP CHIP	C280	1
37	E-00008342	2346110496P	CS 0603/X7R/50V 0.1u K T	CAP CHIP	C281	1
38	N/A	2347710696P	CS 0805/Y5V/10V 10u Z T	CAP CHIP	C282	1
39	E-00008342	2346110496P	CS 0603/X7R/50V 0.1u K T	CAP CHIP	C284	1
40	E-00008342	2346110496P	CS 0603/X7R/50V 0.1u K T	CAP CHIP	C290	1
41	E-00008342	2346110496P	CS 0603/X7R/50V 0.1u K T	CAP CHIP	C291	1
42	E-00008342	2346110496P	CS 0603/X7R/50V 0.1u K T	CAP CHIP	C294	1
43	E-00008342	2346110496P	CS 0603/X7R/50V 0.1u K T	CAP CHIP	C295	1
44	N/A	2341127096P	CS 0603/COG/50V 27p J T	CAP CHIP TEMPERATURE 125°C	C297	1
45	E-C-0404-4423	2341122096P	CS 0603/COG/50V 22p J T	CAP CHIP TEMPERATURE 125°C	C298	1
46	E-00008342	2346110496P	CS 0603/X7R/50V 0.1u K T	CAP CHIP	C306	1
47	E-00008342	2346110496P	CS 0603/X7R/50V 0.1u K T	CAP CHIP	C312	1
48	E-00008342	2346110496P	CS 0603/X7R/50V 0.1u K T	CAP CHIP	C313	1
49	E-00008342	2346110496P	CS 0603/X7R/50V 0.1u K T	CAP CHIP	C314	1
50	E-00008342	2346110496P	CS 0603/X7R/50V 0.1u K T	CAP CHIP	C315	1
51	E-00008342	2346110496P	CS 0603/X7R/50V 0.1u K T	CAP CHIP	C316	1
52	E-00008342	2346110496P	CS 0603/X7R/50V 0.1u K T	CAP CHIP	C317	1
53	E-00008342	2346110496P	CS 0603/X7R/50V 0.1u K T	CAP CHIP	C318	1
54	E-00008342	2346110496P	CS 0603/X7R/50V 0.1u K T	CAP CHIP	C319	1
55	E-00008342	2346110496P	CS 0603/X7R/50V 0.1u K T	CAP CHIP	C320	1
56	E-00008342	2346110496P	CS 0603/X7R/50V 0.1u K T	CAP CHIP	C321	1
57	E-00008342	2346110496P	CS 0603/X7R/50V 0.1u K T	CAP CHIP	C322	1
58	E-00008342	2346110496P	CS 0603/X7R/50V 0.1u K T	CAP CHIP	C323	1
59	E-00008342	2346110496P	CS 0603/X7R/50V 0.1u K T	CAP CHIP	C324	1
60	E-00008342	2346110496P	CS 0603/X7R/50V 0.1u K T	CAP CHIP	C326	1
61	E-00008342	2346110496P	CS 0603/X7R/50V 0.1u K T	CAP CHIP	C328	1
62	E-00008342	2346110496P	CS 0603/X7R/50V 0.1u K T	CAP CHIP	C330	1
63	E-00008342	2346110496P	CS 0603/X7R/50V 0.1u K T	CAP CHIP	C331	1
64	N/A	2347647596P	CS 0805/Y5V/16V 4.7u Z T	CAP CHIP	C332	1
65	E-00003865	2346710596P	CS 0603/Y5V/16V 1.0u Z T	CAP CHIP	C333	1
66	E-00008342	2346110496P	CS 0603/X7R/50V 0.1u K T	CAP CHIP	C337	1
67	E-00008342	2346110496P	CS 0603/X7R/50V 0.1u K T	CAP CHIP	C338	1
68	E-00008342	2346110496P	CS 0603/X7R/50V 0.1u K T	CAP CHIP	C339	1
69	E-00008342	2346110496P	CS 0603/X7R/50V 0.1u K T	CAP CHIP	C340	1
70	E-00008342	2346110496P	CS 0603/X7R/50V 0.1u K T	CAP CHIP	C341	1
71	E-00008342	2346110496P	CS 0603/X7R/50V 0.1u K T	CAP CHIP	C342	1
72	E-00008342	2346110496P	CS 0603/X7R/50V 0.1u K T	CAP CHIP	C349	1
73	E-00008342	2346110496P	CS 0603/X7R/50V 0.1u K T	CAP CHIP	C350	1
74	E-00008342	2346110496P	CS 0603/X7R/50V 0.1u K T	CAP CHIP	C353	1
75	N/A	2347710696P	CS 0805/Y5V/10V 10u Z T	CAP CHIP	C365	1
76	N/A	2347647596P	CS 0805/Y5V/16V 4.7u Z T	CAP CHIP	C366	1
77	N/A	2347710696P	CS 0805/Y5V/10V 10u Z T	CAP CHIP	C368	1
78	N/A	2347647596P	CS 0805/Y5V/16V 4.7u Z T	CAP CHIP	C369	1

Item	ViewSonic P/N	Ref. P/N	Description	Location	Universal number#	Q'ty
79	N/A	2341110296P	CS 0603/COG/50V 1000p J T	CAP CHIP TEMPERATURE 125°C	C393	1
80	E-C-0404-4424	2346110396P	CS 0603/X7R/50V 0.01u K T	CAP CHIP	C394	1
81	N/A	2341115096P	CS 0603/COG/50V 15p J T	CAP CHIP TEMPERATURE 125°C	C395	1
82	E-C-0404-4424	2346110396P	CS 0603/X7R/50V 0.01u K T	CAP CHIP	C396	1
83	E-C-0404-4424	2346110396P	CS 0603/X7R/50V 0.01u K T	CAP CHIP	C397	1
84	N/A	2341115096P	CS 0603/COG/50V 15p J T	CAP CHIP TEMPERATURE 125°C	C398	1
85	E-C-0404-4424	2346110396P	CS 0603/X7R/50V 0.01u K T	CAP CHIP	C399	1
86	E-C-0404-4424	2346110396P	CS 0603/X7R/50V 0.01u K T	CAP CHIP	C400	1
87	N/A	2341115096P	CS 0603/COG/50V 15p J T	CAP CHIP TEMPERATURE 125°C	C401	1
88	E-C-0404-4424	2346110396P	CS 0603/X7R/50V 0.01u K T	CAP CHIP	C402	1
89	N/A	2346147396P	CS 0603/X7R/50V 0.047u K T	CAP CHIP	C403	1
90	N/A	2341147096P	CS 0603/COG/50V 47p J T	CAP CHIP TEMPERATURE 125°C	C404	1
91	N/A	2346147396P	CS 0603/X7R/50V 0.047u K T	CAP CHIP	C405	1
92	N/A	2341147096P	CS 0603/COG/50V 47p J T	CAP CHIP TEMPERATURE 125°C	C406	1
93	N/A	2346147396P	CS 0603/X7R/50V 0.047u K T	CAP CHIP	C407	1
94	N/A	2341147096P	CS 0603/COG/50V 47p J T	CAP CHIP TEMPERATURE 125°C	C408	1
95	N/A	2341110296P	CS 0603/COG/50V 1000p J T	CAP CHIP TEMPERATURE 125°C	C409	1
96	N/A	2341110296P	CS 0603/COG/50V 1000p J T	CAP CHIP TEMPERATURE 125°C	C410	1
97	N/A	2341110296P	CS 0603/COG/50V 1000p J T	CAP CHIP TEMPERATURE 125°C	C411	1
98	N/A	2341110296P	CS 0603/COG/50V 1000p J T	CAP CHIP TEMPERATURE 125°C	C412	1
99	N/A	2341110296P	CS 0603/COG/50V 1000p J T	CAP CHIP TEMPERATURE 125°C	C413	1
100	E-C-0404-4424	2346110396P	CS 0603/X7R/50V 0.01u K T	CAP CHIP	C414	1
101	E-C-0404-4424	2346110396P	CS 0603/X7R/50V 0.01u K T	CAP CHIP	C416	1
102	E-C-0404-4424	2346110396P	CS 0603/X7R/50V 0.01u K T	CAP CHIP	C417	1
103	E-C-0404-4424	2346110396P	CS 0603/X7R/50V 0.01u K T	CAP CHIP	C419	1
104	E-C-0404-4424	2346110396P	CS 0603/X7R/50V 0.01u K T	CAP CHIP	C420	1
105	E-C-0404-4424	2346110396P	CS 0603/X7R/50V 0.01u K T	CAP CHIP	C422	1
106	N/A	2347710696P	CS 0805/Y5V/10V 10u Z T	CAP CHIP	C431	1
107	N/A	2347710696P	CS 0805/Y5V/10V 10u Z T	CAP CHIP	C432	1
108	N/A	2346133296P	CS 0603/X7R/50V 3300p K T	CAP CHIP	C440	1
109	N/A	2346133296P	CS 0603/X7R/50V 3300p K T	CAP CHIP	C441	1
110	E-00008342	2346110496P	CS 0603/X7R/50V 0.1u K T	CAP CHIP	C447	1
111	E-00008342	2346110496P	CS 0603/X7R/50V 0.1u K T	CAP CHIP	C455	1
112	E-00008342	2346110496P	CS 0603/X7R/50V 0.1u K T	CAP CHIP	C460	1
113	E-00008342	2346110496P	CS 0603/X7R/50V 0.1u K T	CAP CHIP	C481	1
114	E-00003865	2346710596P	CS 0603/Y5V/16V 1.0u Z T	CAP CHIP	C482	1
115	N/A	2346147296P	CS 0603/X7R/50V 4700p K T	CAP CHIP	C495	1
116	N/A	2346147296P	CS 0603/X7R/50V 4700p K T	CAP CHIP	C496	1
117	N/A	2364301096P	B340 DIODES	DIODE,SCHOTTKY(SMD)	D102	1
118	N/A	2364600496P-01	MM4148 SOD80C GRANDE	DIODE,SWITCH SMD	D104	RA
119	N/A	2364600496P-02	BAS32L SOD80C PHILIPS	DIODE,RECT(SMD)	D104	RB
120	N/A	2364600496P-03	RLS4148-T11 SOD80C ROHM	DIODE,SWITCH	D104	RC
121	E-00003830	2364601396P	1N4148W-7-F SOD-123 DIODES	DIODE,SWITCH SMD	D104	RD
122	N/A	2364600496P-01	MM4148 SOD80C GRANDE	DIODE,SWITCH SMD	D106	RA
123	N/A	2364600496P-02	BAS32L SOD80C PHILIPS	DIODE,RECT(SMD)	D106	RB
124	N/A	2364600496P-03	RLS4148-T11 SOD80C ROHM	DIODE,SWITCH	D106	RC
125	E-00003830	2364601396P	1N4148W-7-F SOD-123 DIODES	DIODE,SWITCH SMD	D106	RD
126	N/A	2364600496P-01	MM4148 SOD80C GRANDE	DIODE,SWITCH SMD	D118	RA
127	N/A	2364600496P-02	BAS32L SOD80C PHILIPS	DIODE,RECT(SMD)	D118	RB
128	N/A	2364600496P-03	RLS4148-T11 SOD80C ROHM	DIODE,SWITCH	D118	RC
129	E-00003830	2364601396P	1N4148W-7-F SOD-123 DIODES	DIODE,SWITCH SMD	D118	RD
130	N/A	2364600496P-01	MM4148 SOD80C GRANDE	DIODE,SWITCH SMD	D121	RA
131	N/A	2364600496P-02	BAS32L SOD80C PHILIPS	DIODE,RECT(SMD)	D121	RB
132	N/A	2364600496P-03	RLS4148-T11 SOD80C ROHM	DIODE,SWITCH	D121	RC
133	E-00003830	2364601396P	1N4148W-7-F SOD-123 DIODES	DIODE,SWITCH SMD	D121	RD
134	N/A	2364600496P-01	MM4148 SOD80C GRANDE	DIODE,SWITCH SMD	D122	RA
135	N/A	2364600496P-02	BAS32L SOD80C PHILIPS	DIODE,RECT(SMD)	D122	RB
136	N/A	2364600496P-03	RLS4148-T11 SOD80C ROHM	DIODE,SWITCH	D122	RC
137	E-00003830	2364601396P	1N4148W-7-F SOD-123 DIODES	DIODE,SWITCH SMD	D122	RD
138	N/A	2364600496P-01	MM4148 SOD80C GRANDE	DIODE,SWITCH SMD	D127	RA
139	N/A	2364600496P-02	BAS32L SOD80C PHILIPS	DIODE,RECT(SMD)	D127	RB
140	N/A	2364600496P-03	RLS4148-T11 SOD80C ROHM	DIODE,SWITCH	D127	RC
141	E-00003830	2364601396P	1N4148W-7-F SOD-123 DIODES	DIODE,SWITCH SMD	D127	RD
142	N/A	2364600496P-01	MM4148 SOD80C GRANDE	DIODE,SWITCH SMD	D128	RA
143	N/A	2364600496P-02	BAS32L SOD80C PHILIPS	DIODE,RECT(SMD)	D128	RB
144	N/A	2364600496P-03	RLS4148-T11 SOD80C ROHM	DIODE,SWITCH	D128	RC
145	E-00003830	2364601396P	1N4148W-7-F SOD-123 DIODES	DIODE,SWITCH SMD	D128	RD
146	N/A	2364600496P-01	MM4148 SOD80C GRANDE	DIODE,SWITCH SMD	D143	RA
147	N/A	2364600496P-02	BAS32L SOD80C PHILIPS	DIODE,RECT(SMD)	D143	RB
148	N/A	2364600496P-03	RLS4148-T11 SOD80C ROHM	DIODE,SWITCH	D143	RC
149	E-00003830	2364601396P	1N4148W-7-F SOD-123 DIODES	DIODE,SWITCH SMD	D143	RD
150	N/A	2364600496P-01	MM4148 SOD80C GRANDE	DIODE,SWITCH SMD	D149	RA
151	N/A	2364600496P-02	BAS32L SOD80C PHILIPS	DIODE,RECT(SMD)	D149	RB
152	N/A	2364600496P-03	RLS4148-T11 SOD80C ROHM	DIODE,SWITCH	D149	RC
153	E-00003830	2364601396P	1N4148W-7-F SOD-123 DIODES	DIODE,SWITCH SMD	D149	RD
154	N/A	2364600496P-01	MM4148 SOD80C GRANDE	DIODE,SWITCH SMD	D151	RA
155	N/A	2364600496P-02	BAS32L SOD80C PHILIPS	DIODE,RECT(SMD)	D151	RB
156	N/A	2364600496P-03	RLS4148-T11 SOD80C ROHM	DIODE,SWITCH	D151	RC
157	E-00003830	2364601396P	1N4148W-7-F SOD-123 DIODES	DIODE,SWITCH SMD	D151	RD
158	N/A	2364600496P-01	MM4148 SOD80C GRANDE	DIODE,SWITCH SMD	D152	RA
159	N/A	2364600496P-02	BAS32L SOD80C PHILIPS	DIODE,RECT(SMD)	D152	RB
160	N/A	2364600496P-03	RLS4148-T11 SOD80C ROHM	DIODE,SWITCH	D152	RC
161	E-00003830	2364601396P	1N4148W-7-F SOD-123 DIODES	DIODE,SWITCH SMD	D152	RD

Item	ViewSonic P/N	Ref. P/N	Description	Location	Universal number#	Q'ty
162	N/A	2364600496P-01	MM4148 SOD80C GRANDE DIODE,SWITCH SMD	D153	RA	1
163	N/A	2364600496P-02	BAS32L SOD80C PHILIPS DIODE,RECT(SMD)	D153	RB	1
164	N/A	2364600496P-03	RLS4148-T11 SOD80C ROHM DIODE,SWITCH	D153	RC	1
165	E-00003830	2364601396P	1N4148W-7-F SOD-123 DIODES DIODE,SWITCH SMD	D153	RD	1
166	N/A	2364600496P-01	MM4148 SOD80C GRANDE DIODE,SWITCH SMD	D154	RA	1
167	N/A	2364600496P-02	BAS32L SOD80C PHILIPS DIODE,RECT(SMD)	D154	RB	1
168	N/A	2364600496P-03	RLS4148-T11 SOD80C ROHM DIODE,SWITCH	D154	RC	1
169	E-00003830	2364601396P	1N4148W-7-F SOD-123 DIODES DIODE,SWITCH SMD	D154	RD	1
170	N/A	2364600496P-01	MM4148 SOD80C GRANDE DIODE,SWITCH SMD	D155	RA	1
171	N/A	2364600496P-02	BAS32L SOD80C PHILIPS DIODE,RECT(SMD)	D155	RB	1
172	N/A	2364600496P-03	RLS4148-T11 SOD80C ROHM DIODE,SWITCH	D155	RC	1
173	E-00003830	2364601396P	1N4148W-7-F SOD-123 DIODES DIODE,SWITCH SMD	D155	RD	1
174	N/A	2365426016P	AP1513SA SOT-8L AnaChip DIGITAL IC	I102		1
175	N/A	2365814296P	AP1117ELA SOT-223 AnaChip IC LINEAR(SMD)	I103	RA	1
176	N/A	2365335096P	AIC1117APY SOT-223 AIC LINEAR IC	I103	RB	1
177	N/A	2365814296P	AP1117ELA SOT-223 AnaChip IC LINEAR(SMD)	I104	RA	1
178	N/A	2365335096P	AIC1117APY SOT-223 AIC LINEAR IC	I104	RB	1
179	E-00000915	2360501196P	AP9435GM SO-8 APEC FET P-CH SMD	I105	RA	1
180	E-00003529	2360501796P	APM9435KC SO-8 Anpec FET P-CH SMD	I105	RB	1
181	E-00000916	2360501596P	AO4405 SO-8 AOS FET P-CH SMD	I105	RC	1
182	N/A	2365814296P	AP1117ELA SOT-223 AnaChip IC LINEAR(SMD)	I106	RA	1
183	N/A	2365335096P	AIC1117APY SOT-223 AIC LINEAR IC	I106	RB	1
184	N/A	2365808096P	AP1084KLA TO-263 AnaChip IC LINEAR(SMD)	I107	RA	1
185	N/A	2365810296P	AIC1084PM-ADJ TO263 AIC IC LINEAR(SMD)	I107	RB	1
186	N/A	2365808096P	AP1084KLA TO-263 AnaChip IC LINEAR(SMD)	I108	RA	1
187	N/A	2365810296P	AIC1084PM-ADJ TO263 AIC IC LINEAR(SMD)	I108	RB	1
188	N/A	2365814296P	AP1117ELA SOT-223 AnaChip IC LINEAR(SMD)	I109	RA	1
189	N/A	2365335096P	AIC1117APY SOT-223 AIC LINEAR IC	I109	RB	1
190	N/A	2365814296P	AP1117ELA SOT-223 AnaChip IC LINEAR(SMD)	I110	RA	1
191	N/A	2365335096P	AIC1117APY SOT-223 AIC LINEAR IC	I110	RB	1
192	N/A	2365425386P	AP1522WA SOT23-5L AnaChip DIGITAL IC	I111		1
193	N/A	2365814296P	AP1117ELA SOT-223 AnaChip IC LINEAR(SMD)	I112	RA	1
194	N/A	2365335096P	AIC1117APY SOT-223 AIC LINEAR IC	I112	RB	1
195	N/A	2365426016P	AP1513SA SOT-8L AnaChip DIGITAL IC	I113		1
196	N/A	2416903000P	DTVS205CH201A SAMSUNG UV TUNER	I114		1
197	N/A	2365425796P	MT5112BD-L TQFP-100 MTK DIGITAL IC	I115		1
198	N/A	2365426076P	MT5371AG-L BGA588 MTK DIGITAL IC	I116		1
199	E-IC-0401-2269	2365915896P	24LC16BT/SN SO-8 MICROCHIP IC,DIGITAL SMD	I117	RA	1
200	N/A	2365100996P	AT24C16AN-10SU-2.7 SO-8 AMTEL MEMORY IC	I117	RB	1
201	N/A	2365106396P	M24C16-WMN6TP SO-8 ST MEMORY IC	I117	RC	1
202	N/A	2365106996P	EN29LV320T-70TCP TSOP-48 EON MEMORY IC	I118		1
203	N/A	2365107196P	NT5DS16M16CS-5T TSSOP66 NANYA MEMORY IC	I119		1
204	N/A	2365107196P	NT5DS16M16CS-5T TSSOP66 NANYA MEMORY IC	I120		1
205	N/A	2365425856P	RT9173PS SOP-8 RICHTEK DIGITAL IC	I121		1
206	N/A	2365911696P	24LC02B/SN SOIC-8 MICROCHIP IC,DIGITAL SMD	I122	RA	1
207	N/A	2365100896P	AT24C02N-10SC 8S1 ATMEL MEMORY IC	I122	RB	1
208	N/A	2365426086P	M24C02-WMN6TP SO-8 ST DIGITAL IC	I122	RC	1
209	N/A	2365911696P	24LC02B/SN SOIC-8 MICROCHIP IC,DIGITAL SMD	I123	RA	1
210	N/A	2365100896P	AT24C02N-10SC 8S1 ATMEL MEMORY IC	I123	RB	1
211	N/A	2365426086P	M24C02-WMN6TP SO-8 ST DIGITAL IC	I123	RC	1
212	N/A	2365426006P	MT8291E LQFP-48 MTK DIGITAL IC	I124		1
213	N/A	2365425496P	YDA138 SSOP-42 YAMAHA DIGITAL IC	I125		1
214	E-00000915	2360501196P	AP9435GM SO-8 APEC FET P-CH SMD	I126	RA	1
215	E-00003529	2360501796P	APM9435KC SO-8 Anpec FET P-CH SMD	I126	RB	1
216	E-00000916	2360501596P	AO4405 SO-8 AOS FET P-CH SMD	I126	RC	1
217	N/A	2365814296P	AP1117ELA SOT-223 AnaChip IC LINEAR(SMD)	I127	RA	1
218	N/A	2365335096P	AIC1117APY SOT-223 AIC LINEAR IC	I127	RB	1
219	E-00003533	2379520196P	Z= 200 ohm 0805 I=2.0A BEAD,HI-CURRENT	L103		1
220	E-00003533	2379520196P	Z= 200 ohm 0805 I=2.0A BEAD,HI-CURRENT	L104		1
221	E-00003533	2379520196P	Z= 200 ohm 0805 I=2.0A BEAD,HI-CURRENT	L105		1
222	E-00003533	2379520196P	Z= 200 ohm 0805 I=2.0A BEAD,HI-CURRENT	L107		1
223	E-00003533	2379520196P	Z= 200 ohm 0805 I=2.0A BEAD,HI-CURRENT	L109		1
224	E-00003533	2379520196P	Z= 200 ohm 0805 I=2.0A BEAD,HI-CURRENT	L113		1
225	E-00003533	2379520196P	Z= 200 ohm 0805 I=2.0A BEAD,HI-CURRENT	L114		1
226	N/A	2379512106P	Z= 120 ohm 0603 I=3.0A BEAD,HI-CURRENT	L119		1
227	E-00003533	2379520196P	Z= 200 ohm 0805 I=2.0A BEAD,HI-CURRENT	L120		1
228	N/A	2379512106P	Z= 120 ohm 0603 I=3.0A BEAD,HI-CURRENT	L130		1
229	N/A	2379512106P	Z= 120 ohm 0603 I=3.0A BEAD,HI-CURRENT	L131		1
230	E-00003533	2379520196P	Z= 200 ohm 0805 I=2.0A BEAD,HI-CURRENT	L132		1
231	N/A	2379512106P	Z= 120 ohm 0603 I=3.0A BEAD,HI-CURRENT	L133		1
232	N/A	2379512106P	Z= 120 ohm 0603 I=3.0A BEAD,HI-CURRENT	L137		1
233	N/A	2379380096P	Z= 80 ohm(100MHZ~) 0603 200mA BEAD,HI-IMPEDANCE	L138		1
234	N/A	2379380096P	Z= 80 ohm(100MHZ~) 0603 200mA BEAD,HI-IMPEDANCE	L139		1
235	N/A	2379380096P	Z= 80 ohm(100MHZ~) 0603 200mA BEAD,HI-IMPEDANCE	L140		1
236	N/A	2379360006P	Z= 60 ohm(200MHZ~) 0603 300mA BEAD,HI-IMPEDANCE	L141		1
237	N/A	2379360006P	Z= 60 ohm(200MHZ~) 0603 300mA BEAD,HI-IMPEDANCE	L142		1
238	N/A	2379360006P	Z= 60 ohm(200MHZ~) 0603 300mA BEAD,HI-IMPEDANCE	L143		1
239	N/A	2379380096P	Z= 80 ohm(100MHZ~) 0603 200mA BEAD,HI-IMPEDANCE	L144		1
240	N/A	2379380096P	Z= 80 ohm(100MHZ~) 0603 200mA BEAD,HI-IMPEDANCE	L145		1
241	N/A	2379380096P	Z= 80 ohm(100MHZ~) 0603 200mA BEAD,HI-IMPEDANCE	L146		1
242	E-00003533	2379520196P	Z= 200 ohm 0805 I=2.0A BEAD,HI-CURRENT	L151		1
243	E-00003533	2379520196P	Z= 200 ohm 0805 I=2.0A BEAD,HI-CURRENT	L153		1
244	E-00003533	2379520196P	Z= 200 ohm 0805 I=2.0A BEAD,HI-CURRENT	L157		1

Item	ViewSonic P/N	Ref. P/N	Description	Location	Universal number#	Q'ty
245	E-00003533	2379520196P	Z= 200 ohm 0805 I=2.0A	BEAD,HI-CURRENT	L158	1
246	E-00003533	2379520196P	Z= 200 ohm 0805 I=2.0A	BEAD,HI-CURRENT	L159	1
247	E-00003533	2379520196P	Z= 200 ohm 0805 I=2.0A	BEAD,HI-CURRENT	L162	1
248	E-Q-0402-1624	2360301696P	PMBS3904 SOT-23 PHILIPS	XISTOR NPN R SMD	Q102	RA
249	E-Q-0402-1608	2360300896P	MMBT3904K SOT-23 FAIRCHILD	XISTOR NPN R SMD	Q102	RB
250	E-Q-0402-1087	2360301896P	MMBT3904LT1G-LR SOT-23 LRC	XISTOR NPN R SMD	Q102	RC
251	E-Q-0402-1624	2360301696P	PMBS3904 SOT-23 PHILIPS	XISTOR NPN R SMD	Q103	RA
252	E-Q-0402-1608	2360300896P	MMBT3904K SOT-23 FAIRCHILD	XISTOR NPN R SMD	Q103	RB
253	E-Q-0402-1087	2360301896P	MMBT3904LT1G-LR SOT-23 LRC	XISTOR NPN R SMD	Q103	RC
254	E-Q-0402-1624	2360301696P	PMBS3904 SOT-23 PHILIPS	XISTOR NPN R SMD	Q104	RA
255	E-Q-0402-1608	2360300896P	MMBT3904K SOT-23 FAIRCHILD	XISTOR NPN R SMD	Q104	RB
256	E-Q-0402-1087	2360301896P	MMBT3904LT1G-LR SOT-23 LRC	XISTOR NPN R SMD	Q104	RC
257	E-Q-0402-1624	2360301696P	PMBS3904 SOT-23 PHILIPS	XISTOR NPN R SMD	Q107	RA
258	E-Q-0402-1608	2360300896P	MMBT3904K SOT-23 FAIRCHILD	XISTOR NPN R SMD	Q107	RB
259	E-Q-0402-1087	2360301896P	MMBT3904LT1G-LR SOT-23 LRC	XISTOR NPN R SMD	Q107	RC
260	N/A	2360400296P	2SD2653K SOT-346 ROHM	XISTOR NPN A SMD	Q113	1
261	N/A	2360400296P	2SD2653K SOT-346 ROHM	XISTOR NPN A SMD	Q114	1
262	E-Q-0402-1607	2360100596P	MMBT3906-NL SOT23 FAIRCHILD	XISTOR PNP R SMD	Q115	RA
263	N/A	2360100696P	PMBS3906 SOT-23 PHILIPS	XISTOR NPN R SMD	Q115	RB
264	E-Q-0402-1607	2360100796P	MMBT3906-F SOT-23 DIODES	XISTOR PNP R SMD	Q115	RC
265	E-Q-0402-1607	2360100596P	MMBT3906-NL SOT23 FAIRCHILD	XISTOR PNP R SMD	Q116	RA
266	N/A	2360100696P	PMBS3906 SOT-23 PHILIPS	XISTOR NPN R SMD	Q116	RB
267	E-Q-0402-1607	2360100796P	MMBT3906-F SOT-23 DIODES	XISTOR PNP R SMD	Q116	RC
268	E-Q-0402-1624	2360301696P	PMBS3904 SOT-23 PHILIPS	XISTOR NPN R SMD	Q117	RA
269	E-Q-0402-1608	2360300896P	MMBT3904K SOT-23 FAIRCHILD	XISTOR NPN R SMD	Q117	RB
270	E-Q-0402-1087	2360301896P	MMBT3904LT1G-LR SOT-23 LRC	XISTOR NPN R SMD	Q117	RC
271	N/A	2360400296P	2SD2653K SOT-346 ROHM	XISTOR NPN A SMD	Q118	1
272	N/A	2360400296P	2SD2653K SOT-346 ROHM	XISTOR NPN A SMD	Q119	1
273	E-Q-0402-1624	2360301696P	PMBS3904 SOT-23 PHILIPS	XISTOR NPN R SMD	Q126	RA
274	E-Q-0402-1608	2360300896P	MMBT3904K SOT-23 FAIRCHILD	XISTOR NPN R SMD	Q126	RB
275	E-Q-0402-1087	2360301896P	MMBT3904LT1G-LR SOT-23 LRC	XISTOR NPN R SMD	Q126	RC
276	E-Q-0402-1624	2360301696P	PMBS3904 SOT-23 PHILIPS	XISTOR NPN R SMD	Q129	RA
277	E-Q-0402-1608	2360300896P	MMBT3904K SOT-23 FAIRCHILD	XISTOR NPN R SMD	Q129	RB
278	E-Q-0402-1087	2360301896P	MMBT3904LT1G-LR SOT-23 LRC	XISTOR NPN R SMD	Q129	RC
279	E-Q-0402-1624	2360301696P	PMBS3904 SOT-23 PHILIPS	XISTOR NPN R SMD	Q130	RA
280	E-Q-0402-1608	2360300896P	MMBT3904K SOT-23 FAIRCHILD	XISTOR NPN R SMD	Q130	RB
281	E-Q-0402-1087	2360301896P	MMBT3904LT1G-LR SOT-23 LRC	XISTOR NPN R SMD	Q130	RC
282	E-Q-0402-1624	2360301696P	PMBS3904 SOT-23 PHILIPS	XISTOR NPN R SMD	Q131	RA
283	E-Q-0402-1608	2360300896P	MMBT3904K SOT-23 FAIRCHILD	XISTOR NPN R SMD	Q131	RB
284	E-Q-0402-1087	2360301896P	MMBT3904LT1G-LR SOT-23 LRC	XISTOR NPN R SMD	Q131	RC
285	E-R-0405-6006	2259233008P	8P4R 1/16W 33 ohm J P=0.8	RES CHIP NETWORKS	RN01	1
286	E-R-0405-6006	2259233008P	8P4R 1/16W 33 ohm J P=0.8	RES CHIP NETWORKS	RN02	1
287	E-R-0405-6006	2259233008P	8P4R 1/16W 33 ohm J P=0.8	RES CHIP NETWORKS	RN03	1
288	N/A	2259210308P	8P4R 1/16W 10Kohm J P=0.8	RES CHIP NETWORKS	RN04	1
289	N/A	2259222008P	8P4R 1/16W 22 ohm J P=0.8	RES CHIP NETWORKS	RN05	1
290	N/A	2259275008P	8P4R 1/16W 75 ohm J P=0.8	RES CHIP NETWORKS	RN06	1
291	E-R-0405-6422	2259247008P	8P4R 1/16W 47 ohm J P=0.8	RES CHIP NETWORKS	RN07	1
292	N/A	2259275008P	8P4R 1/16W 75 ohm J P=0.8	RES CHIP NETWORKS	RN08	1
293	N/A	2259222008P	8P4R 1/16W 22 ohm J P=0.8	RES CHIP NETWORKS	RN09	1
294	N/A	2259275008P	8P4R 1/16W 75 ohm J P=0.8	RES CHIP NETWORKS	RN10	1
295	E-R-0405-6422	2259247008P	8P4R 1/16W 47 ohm J P=0.8	RES CHIP NETWORKS	RN11	1
296	N/A	2259275008P	8P4R 1/16W 75 ohm J P=0.8	RES CHIP NETWORKS	RN12	1
297	N/A	2259222008P	8P4R 1/16W 22 ohm J P=0.8	RES CHIP NETWORKS	RN13	1
298	N/A	2259275008P	8P4R 1/16W 75 ohm J P=0.8	RES CHIP NETWORKS	RN14	1
299	E-R-0405-6422	2259247008P	8P4R 1/16W 47 ohm J P=0.8	RES CHIP NETWORKS	RN15	1
300	N/A	2259275008P	8P4R 1/16W 75 ohm J P=0.8	RES CHIP NETWORKS	RN16	1
301	N/A	2259222008P	8P4R 1/16W 22 ohm J P=0.8	RES CHIP NETWORKS	RN17	1
302	N/A	2259275008P	8P4R 1/16W 75 ohm J P=0.8	RES CHIP NETWORKS	RN18	1
303	E-R-0405-6422	2259247008P	8P4R 1/16W 47 ohm J P=0.8	RES CHIP NETWORKS	RN19	1
304	N/A	2259275008P	8P4R 1/16W 75 ohm J P=0.8	RES CHIP NETWORKS	RN20	1
305	N/A	2259222008P	8P4R 1/16W 22 ohm J P=0.8	RES CHIP NETWORKS	RN21	1
306	N/A	2259275008P	8P4R 1/16W 75 ohm J P=0.8	RES CHIP NETWORKS	RN22	1
307	E-R-0405-6422	2259247008P	8P4R 1/16W 47 ohm J P=0.8	RES CHIP NETWORKS	RN23	1
308	N/A	2259275008P	8P4R 1/16W 75 ohm J P=0.8	RES CHIP NETWORKS	RN24	1
309	E-R-0405-6422	2259247008P	8P4R 1/16W 47 ohm J P=0.8	RES CHIP NETWORKS	RN25	1
310	N/A	2259275008P	8P4R 1/16W 75 ohm J P=0.8	RES CHIP NETWORKS	RN26	1
311	E-R-0405-6422	2259247008P	8P4R 1/16W 47 ohm J P=0.8	RES CHIP NETWORKS	RN27	1
312	N/A	2259275008P	8P4R 1/16W 75 ohm J P=0.8	RES CHIP NETWORKS	RN28	1
313	E-R-0405-6422	2259247008P	8P4R 1/16W 47 ohm J P=0.8	RES CHIP NETWORKS	RN29	1
314	N/A	2259275008P	8P4R 1/16W 75 ohm J P=0.8	RES CHIP NETWORKS	RN30	1
315	E-R-0405-6006	2259233008P	8P4R 1/16W 33 ohm J P=0.8	RES CHIP NETWORKS	RN31	1
316	E-R-0405-6419	2253247296P	RC 0603 1/10W 4.7Kohm J T	RES CHIP 1/10W	R101	1
317	E-R-0405-6415	2253230296P	RC 0603 1/10W 3.0Kohm J T	RES CHIP 1/10W	R103	1
318	N/A	2251212116P	RC 0603 1/10W 1.21Kohm F T	RES CHIP 1/10W	R104	1
319	N/A	2253233396P	RC 0603 1/10W 33Kohm J T	RES CHIP 1/10W	R105	1
320	N/A	2253210496P	RC 0603 1/10W 100Kohm J T	RES CHIP 1/10W	R106	1
321	E-R-0405-6419	2253247296P	RC 0603 1/10W 4.7Kohm J T	RES CHIP 1/10W	R107	1
322	N/A	2251220016P	RC 0603 1/10W 2Kohm F T	RES CHIP 1/10W	R108	1
323	E-R-0405-6411	2253210396P	RC 0603 1/10W 10Kohm J T	RES CHIP 1/10W	R109	1
324	E-R-0405-6411	2253210396P	RC 0603 1/10W 10Kohm J T	RES CHIP 1/10W	R110	1
325	N/A	2251211006P	RC 0603 1/10W 110 ohm F T	RES CHIP 1/10W	R111	1
326	E-R-0405-6419	2253247296P	RC 0603 1/10W 4.7Kohm J T	RES CHIP 1/10W	R112	1
327	N/A	2251218206P	RC 0603 1/10W 182 ohm F T	RES CHIP 1/10W	R113	1

Item	ViewSonic P/N	Ref. P/N	Description			Location	Universal number#	Q'ty
328	E-R-0405-6411	2253210396P	RC 0603 1/10W	10Kohm J T	RES CHIP 1/10W	R114		1
329	N/A	2251211006P	RC 0603 1/10W	110 ohm F T	RES CHIP 1/10W	R115		1
330	E-R-0405-6410	2253210296P	RC 0603 1/10W	1.0Kohm J T	RES CHIP 1/10W	R118		1
331	N/A	2251218206P	RC 0603 1/10W	182 ohm F T	RES CHIP 1/10W	R119		1
332	N/A	225323396P	RC 0603 1/10W	33Kohm J T	RES CHIP 1/10W	R120		1
333	N/A	2251211006P	RC 0603 1/10W	110 ohm F T	RES CHIP 1/10W	R122		1
334	N/A	2251212106P	RC 0603 1/10W	121 ohm F T	RES CHIP 1/10W	R124		1
335	E-R-0405-6409	2253210196P	RC 0603 1/10W	100 ohm J T	RES CHIP 1/10W	R125		1
336	N/A	2251226736P	RC 0603 1/10W	267Kohm F T	RES CHIP 1/10W	R127		1
337	N/A	2251211526P	RC 0603 1/10W	11.5Kohm F T	RES CHIP 1/10W	R128		1
338	E-00008393	2253200096P	RC 0603 1/10W	0 ohm J T	RES CHIP 1/10W	R129		1
339	E-R-0405-6409	2253210196P	RC 0603 1/10W	100 ohm J T	RES CHIP 1/10W	R140		1
340	E-R-0405-6419	2253247296P	RC 0603 1/10W	4.7Kohm J T	RES CHIP 1/10W	R143		1
341	E-00008393	2253200096P	RC 0603 1/10W	0 ohm J T	RES CHIP 1/10W	R149		1
342	N/A	2253210496P	RC 0603 1/10W	100Kohm J T	RES CHIP 1/10W	R150		1
343	N/A	2253222496P	RC 0603 1/10W	220Kohm J T	RES CHIP 1/10W	R151		1
344	E-R-0405-6601	2253210596P	RC 0603 1/10W	1.0Mohm J T	RES CHIP 1/10W	R155		1
345	N/A	2253256196P	RC 0603 1/10W	560 ohm J T	RES CHIP 1/10W	R159		1
346	N/A	2253282496P	RC 0603 1/10W	820Kohm J T	RES CHIP 1/10W	R174		1
347	E-R-0405-6419	2253247296P	RC 0603 1/10W	4.7Kohm J T	RES CHIP 1/10W	R181		1
348	E-R-0405-6419	2253247296P	RC 0603 1/10W	4.7Kohm J T	RES CHIP 1/10W	R182		1
349	E-R-0405-6419	2253247296P	RC 0603 1/10W	4.7Kohm J T	RES CHIP 1/10W	R183		1
350	E-R-0405-7001	2253233096P	RC 0603 1/10W	33 ohm J T	RES CHIP 1/10W	R184		1
351	E-R-0405-6409	2253210196P	RC 0603 1/10W	100 ohm J T	RES CHIP 1/10W	R185		1
352	E-R-0405-6409	2253210196P	RC 0603 1/10W	100 ohm J T	RES CHIP 1/10W	R187		1
353	E-R-0405-6419	2253247296P	RC 0603 1/10W	4.7Kohm J T	RES CHIP 1/10W	R189		1
354	E-R-0405-7000	2253222196P	RC 0603 1/10W	220 ohm J T	RES CHIP 1/10W	R191		1
355	E-R-0405-6419	2253247296P	RC 0603 1/10W	4.7Kohm J T	RES CHIP 1/10W	R192		1
356	E-R-0405-6417	2253247096P	RC 0603 1/10W	47 ohm J T	RES CHIP 1/10W	R195		1
357	N/A	2251275096P	RC 0603 1/10W	75 ohm F T	RES CHIP 1/10W	R196		1
358	E-R-0405-6417	2253247096P	RC 0603 1/10W	47 ohm J T	RES CHIP 1/10W	R197		1
359	N/A	2251275096P	RC 0603 1/10W	75 ohm F T	RES CHIP 1/10W	R198		1
360	E-R-0405-6417	2253247096P	RC 0603 1/10W	47 ohm J T	RES CHIP 1/10W	R199		1
361	N/A	2251275096P	RC 0603 1/10W	75 ohm F T	RES CHIP 1/10W	R200		1
362	E-R-0405-6417	2253247096P	RC 0603 1/10W	47 ohm J T	RES CHIP 1/10W	R201		1
363	N/A	2251275096P	RC 0603 1/10W	75 ohm F T	RES CHIP 1/10W	R202		1
364	N/A	2251222196P	RC 0603 1/10W	22.1 ohm F T	RES CHIP 1/10W	R203		1
365	N/A	2251275096P	RC 0603 1/10W	75 ohm F T	RES CHIP 1/10W	R204		1
366	N/A	2251222196P	RC 0603 1/10W	22.1 ohm F T	RES CHIP 1/10W	R205		1
367	E-R-0405-6417	2253247096P	RC 0603 1/10W	47 ohm J T	RES CHIP 1/10W	R206		1
368	N/A	2251275096P	RC 0603 1/10W	75 ohm F T	RES CHIP 1/10W	R207		1
369	E-R-0405-6417	2253247096P	RC 0603 1/10W	47 ohm J T	RES CHIP 1/10W	R208		1
370	N/A	2251275096P	RC 0603 1/10W	75 ohm F T	RES CHIP 1/10W	R209		1
371	E-R-0405-6409	2253210196P	RC 0603 1/10W	100 ohm J T	RES CHIP 1/10W	R210		1
372	E-R-0405-6417	2253247096P	RC 0603 1/10W	47 ohm J T	RES CHIP 1/10W	R211		1
373	N/A	2251275096P	RC 0603 1/10W	75 ohm F T	RES CHIP 1/10W	R212		1
374	E-R-0405-6417	2253247096P	RC 0603 1/10W	47 ohm J T	RES CHIP 1/10W	R213		1
375	N/A	2251275096P	RC 0603 1/10W	75 ohm F T	RES CHIP 1/10W	R214		1
376	N/A	2251222196P	RC 0603 1/10W	22.1 ohm F T	RES CHIP 1/10W	R215		1
377	N/A	2251222196P	RC 0603 1/10W	22.1 ohm F T	RES CHIP 1/10W	R216		1
378	E-R-0405-6409	2253210196P	RC 0603 1/10W	100 ohm J T	RES CHIP 1/10W	R217		1
379	N/A	2251222196P	RC 0603 1/10W	22.1 ohm F T	RES CHIP 1/10W	R218		1
380	N/A	2251210036P	RC 0603 1/10W	100Kohm F T	RES CHIP 1/10W	R219		1
381	E-R-0405-6410	2253210296P	RC 0603 1/10W	1.0Kohm J T	RES CHIP 1/10W	R220		1
382	N/A	2251210036P	RC 0603 1/10W	100Kohm F T	RES CHIP 1/10W	R221		1
383	N/A	2253268096P	RC 0603 1/10W	68 ohm J T	RES CHIP 1/10W	R222		1
384	E-00008393	2253200096P	RC 0603 1/10W	0 ohm J T	RES CHIP 1/10W	R223		1
385	N/A	2253268096P	RC 0603 1/10W	68 ohm J T	RES CHIP 1/10W	R224		1
386	N/A	2251275096P	RC 0603 1/10W	75 ohm F T	RES CHIP 1/10W	R225		1
387	E-R-0405-6409	2253210196P	RC 0603 1/10W	100 ohm J T	RES CHIP 1/10W	R226		1
388	E-00008393	2253200096P	RC 0603 1/10W	0 ohm J T	RES CHIP 1/10W	R227		1
389	N/A	2253268096P	RC 0603 1/10W	68 ohm J T	RES CHIP 1/10W	R228		1
390	N/A	2251275096P	RC 0603 1/10W	75 ohm F T	RES CHIP 1/10W	R229		1
391	E-R-0405-6409	2253210196P	RC 0603 1/10W	100 ohm J T	RES CHIP 1/10W	R230		1
392	E-00008393	2253200096P	RC 0603 1/10W	0 ohm J T	RES CHIP 1/10W	R231		1
393	N/A	2253268096P	RC 0603 1/10W	68 ohm J T	RES CHIP 1/10W	R232		1
394	N/A	2251275096P	RC 0603 1/10W	75 ohm F T	RES CHIP 1/10W	R233		1
395	E-R-0405-6409	2253210196P	RC 0603 1/10W	100 ohm J T	RES CHIP 1/10W	R234		1
396	E-00008393	2253200096P	RC 0603 1/10W	0 ohm J T	RES CHIP 1/10W	R235		1
397	E-R-0405-6409	2253210196P	RC 0603 1/10W	100 ohm J T	RES CHIP 1/10W	R236		1
398	N/A	2251275096P	RC 0603 1/10W	75 ohm F T	RES CHIP 1/10W	R237		1
399	E-00008393	2253200096P	RC 0603 1/10W	0 ohm J T	RES CHIP 1/10W	R238		1
400	E-R-0405-6409	2253210196P	RC 0603 1/10W	100 ohm J T	RES CHIP 1/10W	R239		1
401	N/A	2251275096P	RC 0603 1/10W	75 ohm F T	RES CHIP 1/10W	R240		1
402	E-00008393	2253200096P	RC 0603 1/10W	0 ohm J T	RES CHIP 1/10W	R241		1
403	E-R-0405-6409	2253210196P	RC 0603 1/10W	100 ohm J T	RES CHIP 1/10W	R242		1
404	N/A	2251275096P	RC 0603 1/10W	75 ohm F T	RES CHIP 1/10W	R243		1
405	E-00008393	2253200096P	RC 0603 1/10W	0 ohm J T	RES CHIP 1/10W	R244		1
406	E-00008393	2253200096P	RC 0603 1/10W	0 ohm J T	RES CHIP 1/10W	R245		1
407	E-R-0405-6411	2253210396P	RC 0603 1/10W	10Kohm J T	RES CHIP 1/10W	R246		1
408	E-R-0405-6411	2253210396P	RC 0603 1/10W	10Kohm J T	RES CHIP 1/10W	R247		1
409	E-00008393	2253200096P	RC 0603 1/10W	0 ohm J T	RES CHIP 1/10W	R248		1
410	E-00008393	2253200096P	RC 0603 1/10W	0 ohm J T	RES CHIP 1/10W	R249		1

Item	ViewSonic P/N	Ref. P/N	Description	Location	Universal number#	Q'ty
411	E-R-0405-6411	2253210396P	RC 0603 1/10W 10Kohm J T	RES CHIP 1/10W	R250	1
412	E-R-0405-6411	2253210396P	RC 0603 1/10W 10Kohm J T	RES CHIP 1/10W	R251	1
413	E-R-0405-6600	2253200096P	RC 0603 1/10W 0 ohm J T	RES CHIP 1/10W	R252	1
414	E-00008393	2253200096P	RC 0603 1/10W 0 ohm J T	RES CHIP 1/10W	R253	1
415	N/A	2251275096P	RC 0603 1/10W 75 ohm F T	RES CHIP 1/10W	R254	1
416	E-00008393	2253200096P	RC 0603 1/10W 0 ohm J T	RES CHIP 1/10W	R255	1
417	E-00008393	2253200096P	RC 0603 1/10W 0 ohm J T	RES CHIP 1/10W	R256	1
418	N/A	2251275096P	RC 0603 1/10W 75 ohm F T	RES CHIP 1/10W	R257	1
419	E-00008393	2253200096P	RC 0603 1/10W 0 ohm J T	RES CHIP 1/10W	R258	1
420	E-00008393	2253200096P	RC 0603 1/10W 0 ohm J T	RES CHIP 1/10W	R259	1
421	N/A	2251275096P	RC 0603 1/10W 75 ohm F T	RES CHIP 1/10W	R260	1
422	E-00008393	2253200096P	RC 0603 1/10W 0 ohm J T	RES CHIP 1/10W	R261	1
423	E-R-0405-6418	2253247196P	RC 0603 1/10W 470 ohm J T	RES CHIP 1/10W	R293	1
424	E-R-0405-6418	2253247196P	RC 0603 1/10W 470 ohm J T	RES CHIP 1/10W	R294	1
425	E-R-0405-6410	2253210296P	RC 0603 1/10W 1.0Kohm J T	RES CHIP 1/10W	R295	1
426	E-R-0405-6410	2253210296P	RC 0603 1/10W 1.0Kohm J T	RES CHIP 1/10W	R296	1
427	E-R-0405-6410	2253210296P	RC 0603 1/10W 1.0Kohm J T	RES CHIP 1/10W	R297	1
428	N/A	2253251296P	RC 0603 1/10W 5.1Kohm J T	RES CHIP 1/10W	R298	1
429	N/A	2251220016P	RC 0603 1/10W 2Kohm F T	RES CHIP 1/10W	R299	1
430	N/A	2253210496P	RC 0603 1/10W 100Kohm J T	RES CHIP 1/10W	R300	1
431	E-R-0405-6411	2253210396P	RC 0603 1/10W 10Kohm J T	RES CHIP 1/10W	R301	1
432	E-R-0405-6410	2253210296P	RC 0603 1/10W 1.0Kohm J T	RES CHIP 1/10W	R302	1
433	E-R-0405-6410	2253210296P	RC 0603 1/10W 1.0Kohm J T	RES CHIP 1/10W	R303	1
434	E-R-0405-6410	2253210296P	RC 0603 1/10W 1.0Kohm J T	RES CHIP 1/10W	R304	1
435	N/A	2253233396P	RC 0603 1/10W 33Kohm J T	RES CHIP 1/10W	R305	1
436	N/A	2253233396P	RC 0603 1/10W 33Kohm J T	RES CHIP 1/10W	R306	1
437	N/A	2253210496P	RC 0603 1/10W 100Kohm J T	RES CHIP 1/10W	R307	1
438	N/A	2253210496P	RC 0603 1/10W 100Kohm J T	RES CHIP 1/10W	R308	1
439	N/A	2253233396P	RC 0603 1/10W 33Kohm J T	RES CHIP 1/10W	R309	1
440	N/A	2253233396P	RC 0603 1/10W 33Kohm J T	RES CHIP 1/10W	R310	1
441	N/A	2253233396P	RC 0603 1/10W 33Kohm J T	RES CHIP 1/10W	R311	1
442	N/A	2253233396P	RC 0603 1/10W 33Kohm J T	RES CHIP 1/10W	R312	1
443	E-R-0405-6410	2253210296P	RC 0603 1/10W 1.0Kohm J T	RES CHIP 1/10W	R313	1
444	E-R-0405-6410	2253210296P	RC 0603 1/10W 1.0Kohm J T	RES CHIP 1/10W	R314	1
445	E-R-0405-7001	2253233096P	RC 0603 1/10W 33 ohm J T	RES CHIP 1/10W	R316	1
446	E-R-0405-6410	2253210296P	RC 0603 1/10W 1.0Kohm J T	RES CHIP 1/10W	R323	1
447	E-R-0405-6409	2253210196P	RC 0603 1/10W 100 ohm J T	RES CHIP 1/10W	R324	1
448	E-R-0405-6409	2253210196P	RC 0603 1/10W 100 ohm J T	RES CHIP 1/10W	R350	1
449	E-R-0405-6409	2253210196P	RC 0603 1/10W 100 ohm J T	RES CHIP 1/10W	R351	1
450	E-00008393	2253200096P	RC 0603 1/10W 0 ohm J T	RES CHIP 1/10W	R356	1
451	E-R-0405-6411	2253210396P	RC 0603 1/10W 10Kohm J T	RES CHIP 1/10W	R360	1
452	E-R-0405-6410	2253210296P	RC 0603 1/10W 1.0Kohm J T	RES CHIP 1/10W	R361	1
453	E-00008393	2253222296P	RC 0603 1/10W 2.2Kohm J T	RES CHIP 1/10W	R362	1
454	E-R-0405-7001	2253233096P	RC 0603 1/10W 33 ohm J T	RES CHIP 1/10W	R381	1
455	E-00003527	2253247396P	RC 0603 1/10W 47Kohm J T	RES CHIP 1/10W	R382	1
456	N/A	2251210006P	RC 0603 1/10W 100 ohm F T	RES CHIP 1/10W	R383	1
457	N/A	2251257606P	RC 0603 1/10W 576 ohm F T	RES CHIP 1/10W	R384	1
458	N/A	2251210006P	RC 0603 1/10W 100 ohm F T	RES CHIP 1/10W	R385	1
459	N/A	2251230106P	RC 0603 1/10W 301 ohm F T	RES CHIP 1/10W	R386	1
460	E-R-0405-6410	2253210296P	RC 0603 1/10W 1.0Kohm J T	RES CHIP 1/10W	R387	1
461	E-R-0405-6410	2253210296P	RC 0603 1/10W 1.0Kohm J T	RES CHIP 1/10W	R392	1
462	N/A	2253233396P	RC 0603 1/10W 33Kohm J T	RES CHIP 1/10W	R393	1
463	N/A	2253233396P	RC 0603 1/10W 33Kohm J T	RES CHIP 1/10W	R395	1
464	N/A	2253210496P	RC 0603 1/10W 100Kohm J T	RES CHIP 1/10W	R396	1
465	E-R-0405-6418	2253247196P	RC 0603 1/10W 470 ohm J T	RES CHIP 1/10W	R400	1
466	E-00008393	2253200096P	RC 0603 1/10W 0 ohm J T	RES CHIP 1/10W	R403	1
467	E-00008393	2253200096P	RC 0603 1/10W 0 ohm J T	RES CHIP 1/10W	R404	1
468	E-00008393	2253200096P	RC 0603 1/10W 0 ohm J T	RES CHIP 1/10W	R405	1
469	E-00008393	2253200096P	RC 0603 1/10W 0 ohm J T	RES CHIP 1/10W	R406	1
470	E-00008393	2253200096P	RC 0603 1/10W 0 ohm J T	RES CHIP 1/10W	R407	1
471	E-00008393	2253200096P	RC 0603 1/10W 0 ohm J T	RES CHIP 1/10W	R408	1
472	E-R-0405-6410	2253210296P	RC 0603 1/10W 1.0Kohm J T	RES CHIP 1/10W	R411	1
473	E-R-0405-6410	2253210296P	RC 0603 1/10W 1.0Kohm J T	RES CHIP 1/10W	R412	1
474	N/A	2253210496P	RC 0603 1/10W 100Kohm J T	RES CHIP 1/10W	R413	1
475	N/A	2202528600P	JC208XX71UA M/B FR4*4 200*185	PCB MULTILAYER	U001	1
476	N/A	2072257200P	JP166K AL28*28*8H	HEAT SINK	9H01	1
477	N/A	2336047713P	EC 470u/ 16V 8*12 P=5.0 T	HI-LIFE LOW ESR ELE CAP	C102	1
478	N/A	2336047713P	EC 470u/ 16V 8*12 P=5.0 T	HI-LIFE LOW ESR ELE CAP	C105	1
479	N/A	2336047713P	EC 470u/ 16V 8*12 P=5.0 T	HI-LIFE LOW ESR ELE CAP	C111	1
480	N/A	2336322713P	EC 220u/ 16V 8*7 P=5.0 T	CAP MINI ELE 105°C	C113	1
481	N/A	2336310713P	EC 100u/ 16V 6.3*7 P=2.5 T	CAP MINI ELE 105°C	C114	1
482	N/A	2336310713P	EC 100u/ 16V 6.3*7 P=2.5 T	CAP MINI ELE 105°C	C115	1
483	N/A	2336310713P	EC 100u/ 16V 6.3*7 P=2.5 T	CAP MINI ELE 105°C	C118	1
484	N/A	2336322713P	EC 220u/ 16V 8*7 P=5.0 T	CAP MINI ELE 105°C	C120	1
485	N/A	2336310713P	EC 100u/ 16V 6.3*7 P=2.5 T	CAP MINI ELE 105°C	C121	1
486	N/A	2336310713P	EC 100u/ 16V 6.3*7 P=2.5 T	CAP MINI ELE 105°C	C122	1
487	N/A	2336310713P	EC 100u/ 16V 6.3*7 P=2.5 T	CAP MINI ELE 105°C	C131	1
488	N/A	2336310713P	EC 100u/ 16V 6.3*7 P=2.5 T	CAP MINI ELE 105°C	C132	1
489	N/A	2336322713P	EC 220u/ 16V 8*7 P=5.0 T	CAP MINI ELE 105°C	C135	1
490	N/A	2336310713P	EC 100u/ 16V 6.3*7 P=2.5 T	CAP MINI ELE 105°C	C136	1
491	N/A	2336310713P	EC 100u/ 16V 6.3*7 P=2.5 T	CAP MINI ELE 105°C	C137	1
492	N/A	2336322713P	EC 220u/ 16V 8*7 P=5.0 T	CAP MINI ELE 105°C	C138	1
493	N/A	2336310713P	EC 100u/ 16V 6.3*7 P=2.5 T	CAP MINI ELE 105°C	C139	1

Item	ViewSonic P/N	Ref. P/N	Description	Location	Universal number#	Q'ty
494	N/A	2336310713P	EC 100u/ 16V 6.3*7 P=2.5 T	CAP MINI ELE 105°C	C140	1
495	N/A	2336310713P	EC 100u/ 16V 6.3*7 P=2.5 T	CAP MINI ELE 105°C	C145	1
496	N/A	2336310713P	EC 100u/ 16V 6.3*7 P=2.5 T	CAP MINI ELE 105°C	C146	1
497	N/A	2336322713P	EC 220u/ 16V 8*7 P=5.0 T	CAP MINI ELE 105°C	C147	1
498	N/A	233622791P	EC 220u/ 50V 10*17 P=5.0 T	CAP ELE 105°C	C148	1
499	N/A	2336322713P	EC 220u/ 16V 8*7 P=5.0 T	CAP MINI ELE 105°C	C151	1
500	N/A	2336310713P	EC 100u/ 16V 6.3*7 P=2.5 T	CAP MINI ELE 105°C	C152	1
501	N/A	2336310713P	EC 100u/ 16V 6.3*7 P=2.5 T	CAP MINI ELE 105°C	C153	1
502	N/A	2336322713P	EC 220u/ 16V 8*7 P=5.0 T	CAP MINI ELE 105°C	C154	1
503	N/A	2336310713P	EC 100u/ 16V 6.3*7 P=2.5 T	CAP MINI ELE 105°C	C155	1
504	N/A	2336310713P	EC 100u/ 16V 6.3*7 P=2.5 T	CAP MINI ELE 105°C	C156	1
505	N/A	2336322713P	EC 220u/ 16V 8*7 P=5.0 T	CAP MINI ELE 105°C	C162	1
506	N/A	2336310713P	EC 100u/ 16V 6.3*7 P=2.5 T	CAP MINI ELE 105°C	C163	1
507	N/A	2336310713P	EC 100u/ 16V 6.3*7 P=2.5 T	CAP MINI ELE 105°C	C164	1
508	N/A	2336047713P	EC 470u/ 16V 8*12 P=5.0 T	HI-LIFE LOW ESR ELE CAP	C167	1
509	N/A	2336047713P	EC 470u/ 16V 8*12 P=5.0 T	HI-LIFE LOW ESR ELE CAP	C170	1
510	N/A	2336610613P	EC 10u/ 50V 5*7 P=2.5 T	CAP MINI ELE 105°C	C174	1
511	N/A	2336322713P	EC 220u/ 16V 8*7 P=5.0 T	CAP MINI ELE 105°C	C180	1
512	N/A	2336610613P	EC 10u/ 50V 5*7 P=2.5 T	CAP MINI ELE 105°C	C185	1
513	N/A	2336610613P	EC 10u/ 50V 5*7 P=2.5 T	CAP MINI ELE 105°C	C193	1
514	N/A	2336610613P	EC 10u/ 50V 5*7 P=2.5 T	CAP MINI ELE 105°C	C202	1
515	N/A	2336047713P	EC 470u/ 16V 8*12 P=5.0 T	HI-LIFE LOW ESR ELE CAP	C232	1
516	E-0000999	2336347613P	EC 47u/ 16V 5*7 P=2.5 T	CAP MINI ELE 105°C	C250	1
517	N/A	2336610613P	EC 10u/ 50V 5*7 P=2.5 T	CAP MINI ELE 105°C	C296	1
518	N/A	2336610613P	EC 10u/ 50V 5*7 P=2.5 T	CAP MINI ELE 105°C	C308	1
519	N/A	2336610613P	EC 10u/ 50V 5*7 P=2.5 T	CAP MINI ELE 105°C	C309	1
520	N/A	2336047713P	EC 470u/ 16V 8*12 P=5.0 T	HI-LIFE LOW ESR ELE CAP	C311	1
521	N/A	2336322713P	EC 220u/ 16V 8*7 P=5.0 T	CAP MINI ELE 105°C	C334	1
522	E-0000999	2336347613P	EC 47u/ 16V 5*7 P=2.5 T	CAP MINI ELE 105°C	C335	1
523	N/A	2336310713P	EC 100u/ 16V 6.3*7 P=2.5 T	CAP MINI ELE 105°C	C347	1
524	N/A	2336322713P	EC 220u/ 16V 8*7 P=5.0 T	CAP MINI ELE 105°C	C364	1
525	N/A	2336333713P	EC 330u/ 16V 8*7 P=5.0 T	CAP MINI ELE 105°C	C433	1
526	N/A	2336610613P	EC 10u/ 50V 5*7 P=2.5 T	CAP MINI ELE 105°C	C434	1
527	N/A	2336610613P	EC 10u/ 50V 5*7 P=2.5 T	CAP MINI ELE 105°C	C435	1
528	N/A	2336610613P	EC 10u/ 50V 5*7 P=2.5 T	CAP MINI ELE 105°C	C436	1
529	N/A	2336610613P	EC 10u/ 50V 5*7 P=2.5 T	CAP MINI ELE 105°C	C437	1
530	N/A	2336047713P	EC 470u/ 16V 8*12 P=5.0 T	HI-LIFE LOW ESR ELE CAP	C438	1
531	N/A	2336610613P	EC 10u/ 50V 5*7 P=2.5 T	CAP MINI ELE 105°C	C442	1
532	N/A	2336610613P	EC 10u/ 50V 5*7 P=2.5 T	CAP MINI ELE 105°C	C443	1
533	N/A	2336610613P	EC 10u/ 50V 5*7 P=2.5 T	CAP MINI ELE 105°C	C444	1
534	N/A	2336610613P	EC 10u/ 50V 5*7 P=2.5 T	CAP MINI ELE 105°C	C445	1
535	N/A	2336310713P	EC 100u/ 16V 6.3*7 P=2.5 T	CAP MINI ELE 105°C	C448	1
536	N/A	2336333713P	EC 330u/ 16V 8*7 P=5.0 T	CAP MINI ELE 105°C	C451	1
537	N/A	2336333713P	EC 330u/ 16V 8*7 P=5.0 T	CAP MINI ELE 105°C	C452	1
538	N/A	2336322613P	EC 22u/ 16V 4*7 P=2.5 T	CAP MINI ELE 105°C	C453	1
539	N/A	2336047713P	EC 470u/ 16V 8*12 P=5.0 T	HI-LIFE LOW ESR ELE CAP	C456	1
540	N/A	233647513P	EC 4.7u/ 50V 5*11 P=2.5 T	CAP ELE 105°C	C465	1
541	N/A	233647513P	EC 4.7u/ 50V 5*11 P=2.5 T	CAP ELE 105°C	C466	1
542	N/A	233647513P	EC 4.7u/ 50V 5*11 P=2.5 T	CAP ELE 105°C	C475	1
543	N/A	233647513P	EC 4.7u/ 50V 5*11 P=2.5 T	CAP ELE 105°C	C476	1
544	N/A	2336047713P	EC 470u/ 16V 8*12 P=5.0 T	HI-LIFE LOW ESR ELE CAP	C479	1
545	N/A	2336322713P	EC 220u/ 16V 8*7 P=5.0 T	CAP MINI ELE 105°C	C480	1
546	E-0000999	2336347613P	EC 47u/ 16V 5*7 P=2.5 T	CAP MINI ELE 105°C	C485	1
547	N/A	2336047713P	EC 470u/ 16V 8*12 P=5.0 T	HI-LIFE LOW ESR ELE CAP	C494	1
548	N/A	2336047713P	EC 470u/ 16V 8*12 P=5.0 T	HI-LIFE LOW ESR ELE CAP	C504	1
549	N/A	27202A1800	JC328RV12UA	H-TYPE-MAIN	BA53	1
550	N/A	243800001P	HDCP KEY CODE	SOFTWARE	KC01	1
551	E-00008342	2346110496P	CS 0603/X7R/50V 0.1u K T	CAP CHIP	C109	1
552	E-00008342	2346110496P	CS 0603/X7R/50V 0.1u K T	CAP CHIP	C112	1
553	E-00008342	2346110496P	CS 0603/X7R/50V 0.1u K T	CAP CHIP	C141	1
554	E-00008342	2346110496P	CS 0603/X7R/50V 0.1u K T	CAP CHIP	C142	1
555	E-00008342	2346110496P	CS 0603/X7R/50V 0.1u K T	CAP CHIP	C157	1
556	E-00008342	2346110496P	CS 0603/X7R/50V 0.1u K T	CAP CHIP	C158	1
557	E-00008342	2346110496P	CS 0603/X7R/50V 0.1u K T	CAP CHIP	C159	1
558	E-00008342	2346110496P	CS 0603/X7R/50V 0.1u K T	CAP CHIP	C160	1
559	E-00008342	2346110496P	CS 0603/X7R/50V 0.1u K T	CAP CHIP	C165	1
560	E-00008342	2346110496P	CS 0603/X7R/50V 0.1u K T	CAP CHIP	C166	1
561	E-00008342	2346110496P	CS 0603/X7R/50V 0.1u K T	CAP CHIP	C168	1
562	E-00008342	2346110496P	CS 0603/X7R/50V 0.1u K T	CAP CHIP	C169	1
563	E-00008342	2346110496P	CS 0603/X7R/50V 0.1u K T	CAP CHIP	C171	1
564	E-00008342	2346110496P	CS 0603/X7R/50V 0.1u K T	CAP CHIP	C172	1
565	E-00008342	2346110496P	CS 0603/X7R/50V 0.1u K T	CAP CHIP	C173	1
566	E-00008342	2346110496P	CS 0603/X7R/50V 0.1u K T	CAP CHIP	C175	1
567	E-C-0404-4424	2346110396P	CS 0603/X7R/50V 0.01u K T	CAP CHIP	C179	1
568	E-00008342	2346110496P	CS 0603/X7R/50V 0.1u K T	CAP CHIP	C186	1
569	E-00008342	2346110496P	CS 0603/X7R/50V 0.1u K T	CAP CHIP	C187	1
570	E-00008342	2346110496P	CS 0603/X7R/50V 0.1u K T	CAP CHIP	C188	1
571	E-00008342	2346110496P	CS 0603/X7R/50V 0.1u K T	CAP CHIP	C189	1
572	E-00008342	2346110496P	CS 0603/X7R/50V 0.1u K T	CAP CHIP	C190	1
573	E-00008342	2346110496P	CS 0603/X7R/50V 0.1u K T	CAP CHIP	C191	1
574	E-00008342	2346110496P	CS 0603/X7R/50V 0.1u K T	CAP CHIP	C192	1
575	E-00008342	2346110496P	CS 0603/X7R/50V 0.1u K T	CAP CHIP	C194	1
576	E-00008342	2346110496P	CS 0603/X7R/50V 0.1u K T	CAP CHIP	C195	1

Item	ViewSonic P/N	Ref. P/N	Description	Location	Universal number#	Q'ty
577	E-00008342	2346110496P	CS 0603/X7R/50V 0.1u K T	CAP CHIP	C196	1
578	E-00008342	2346110496P	CS 0603/X7R/50V 0.1u K T	CAP CHIP	C197	1
579	E-00008342	2346110496P	CS 0603/X7R/50V 0.1u K T	CAP CHIP	C198	1
580	E-00008342	2346110496P	CS 0603/X7R/50V 0.1u K T	CAP CHIP	C199	1
581	N/A	2346147396P	CS 0603/X7R/50V 0.047u K T	CAP CHIP	C200	1
582	E-C-0404-4424	2346110396P	CS 0603/X7R/50V 0.01u K T	CAP CHIP	C201	1
583	E-00008342	2346110496P	CS 0603/X7R/50V 0.1u K T	CAP CHIP	C203	1
584	E-00008342	2346110496P	CS 0603/X7R/50V 0.1u K T	CAP CHIP	C204	1
585	E-00008342	2346110496P	CS 0603/X7R/50V 0.1u K T	CAP CHIP	C205	1
586	E-00008342	2346110496P	CS 0603/X7R/50V 0.1u K T	CAP CHIP	C206	1
587	E-00008342	2346110496P	CS 0603/X7R/50V 0.1u K T	CAP CHIP	C207	1
588	E-00008342	2346110496P	CS 0603/X7R/50V 0.1u K T	CAP CHIP	C208	1
589	E-C-0404-4424	2346110396P	CS 0603/X7R/50V 0.01u K T	CAP CHIP	C210	1
590	E-00008342	2346110496P	CS 0603/X7R/50V 0.1u K T	CAP CHIP	C211	1
591	E-00008342	2346110496P	CS 0603/X7R/50V 0.1u K T	CAP CHIP	C212	1
592	E-00008342	2346110496P	CS 0603/X7R/50V 0.1u K T	CAP CHIP	C213	1
593	N/A	2347710696P	CS 0805/Y5V/10V 10u Z T	CAP CHIP	C214	1
594	E-00008342	2346110496P	CS 0603/X7R/50V 0.1u K T	CAP CHIP	C215	1
595	E-00008342	2346110496P	CS 0603/X7R/50V 0.1u K T	CAP CHIP	C216	1
596	E-00008342	2346110496P	CS 0603/X7R/50V 0.1u K T	CAP CHIP	C217	1
597	E-00008342	2346110496P	CS 0603/X7R/50V 0.1u K T	CAP CHIP	C220	1
598	E-00008342	2346110496P	CS 0603/X7R/50V 0.1u K T	CAP CHIP	C221	1
599	E-00008342	2346110496P	CS 0603/X7R/50V 0.1u K T	CAP CHIP	C222	1
600	E-00008342	2346110496P	CS 0603/X7R/50V 0.1u K T	CAP CHIP	C223	1
601	E-00008342	2346110496P	CS 0603/X7R/50V 0.1u K T	CAP CHIP	C224	1
602	N/A	2347647596P	CS 0805/Y5V/16V 4.7u Z T	CAP CHIP	C225	1
603	E-00008342	2346110496P	CS 0603/X7R/50V 0.1u K T	CAP CHIP	C226	1
604	E-00008342	2346110496P	CS 0603/X7R/50V 0.1u K T	CAP CHIP	C227	1
605	N/A	2347647596P	CS 0805/Y5V/16V 4.7u Z T	CAP CHIP	C228	1
606	E-00008342	2346110496P	CS 0603/X7R/50V 0.1u K T	CAP CHIP	C229	1
607	E-00008342	2346110496P	CS 0603/X7R/50V 0.1u K T	CAP CHIP	C230	1
608	E-00008342	2346110496P	CS 0603/X7R/50V 0.1u K T	CAP CHIP	C231	1
609	E-00008342	2346110496P	CS 0603/X7R/50V 0.1u K T	CAP CHIP	C233	1
610	N/A	2347647596P	CS 0805/Y5V/16V 4.7u Z T	CAP CHIP	C234	1
611	E-00008342	2346110496P	CS 0603/X7R/50V 0.1u K T	CAP CHIP	C235	1
612	E-00008342	2346110496P	CS 0603/X7R/50V 0.1u K T	CAP CHIP	C236	1
613	N/A	2347647596P	CS 0805/Y5V/16V 4.7u Z T	CAP CHIP	C237	1
614	E-00008342	2346110496P	CS 0603/X7R/50V 0.1u K T	CAP CHIP	C238	1
615	E-00008342	2346110496P	CS 0603/X7R/50V 0.1u K T	CAP CHIP	C239	1
616	E-00008342	2346110496P	CS 0603/X7R/50V 0.1u K T	CAP CHIP	C240	1
617	E-00008342	2346110496P	CS 0603/X7R/50V 0.1u K T	CAP CHIP	C241	1
618	E-00008342	2346110496P	CS 0603/X7R/50V 0.1u K T	CAP CHIP	C242	1
619	N/A	2347710696P	CS 0805/Y5V/10V 10u Z T	CAP CHIP	C243	1
620	E-00008342	2346110496P	CS 0603/X7R/50V 0.1u K T	CAP CHIP	C244	1
621	E-00008342	2346110496P	CS 0603/X7R/50V 0.1u K T	CAP CHIP	C245	1
622	E-00008342	2346110496P	CS 0603/X7R/50V 0.1u K T	CAP CHIP	C246	1
623	N/A	2347710696P	CS 0805/Y5V/10V 10u Z T	CAP CHIP	C247	1
624	N/A	2347647596P	CS 0805/Y5V/16V 4.7u Z T	CAP CHIP	C248	1
625	E-00008342	2346110496P	CS 0603/X7R/50V 0.1u K T	CAP CHIP	C249	1
626	E-00008342	2346110496P	CS 0603/X7R/50V 0.1u K T	CAP CHIP	C251	1
627	E-00008342	2346110496P	CS 0603/X7R/50V 0.1u K T	CAP CHIP	C255	1
628	N/A	2347710696P	CS 0805/Y5V/10V 10u Z T	CAP CHIP	C256	1
629	E-00008342	2346110496P	CS 0603/X7R/50V 0.1u K T	CAP CHIP	C257	1
630	E-00008342	2346110496P	CS 0603/X7R/50V 0.1u K T	CAP CHIP	C258	1
631	E-00008342	2346110496P	CS 0603/X7R/50V 0.1u K T	CAP CHIP	C259	1
632	E-00008342	2346110496P	CS 0603/X7R/50V 0.1u K T	CAP CHIP	C260	1
633	E-00008342	2346110496P	CS 0603/X7R/50V 0.1u K T	CAP CHIP	C261	1
634	E-00008342	2346110496P	CS 0603/X7R/50V 0.1u K T	CAP CHIP	C262	1
635	E-00008342	2346110496P	CS 0603/X7R/50V 0.1u K T	CAP CHIP	C263	1
636	E-00008342	2346110496P	CS 0603/X7R/50V 0.1u K T	CAP CHIP	C264	1
637	E-00008342	2346110496P	CS 0603/X7R/50V 0.1u K T	CAP CHIP	C267	1
638	E-00008342	2346110496P	CS 0603/X7R/50V 0.1u K T	CAP CHIP	C268	1
639	E-00008342	2346110496P	CS 0603/X7R/50V 0.1u K T	CAP CHIP	C269	1
640	N/A	2347710696P	CS 0805/Y5V/10V 10u Z T	CAP CHIP	C270	1
641	E-00008342	2346110496P	CS 0603/X7R/50V 0.1u K T	CAP CHIP	C271	1
642	E-00008342	2346110496P	CS 0603/X7R/50V 0.1u K T	CAP CHIP	C272	1
643	E-00008342	2346110496P	CS 0603/X7R/50V 0.1u K T	CAP CHIP	C273	1
644	E-00008342	2346110496P	CS 0603/X7R/50V 0.1u K T	CAP CHIP	C274	1
645	E-00008342	2346110496P	CS 0603/X7R/50V 0.1u K T	CAP CHIP	C275	1
646	E-00008342	2346110496P	CS 0603/X7R/50V 0.1u K T	CAP CHIP	C276	1
647	E-00008342	2346110496P	CS 0603/X7R/50V 0.1u K T	CAP CHIP	C277	1
648	E-00008342	2346110496P	CS 0603/X7R/50V 0.1u K T	CAP CHIP	C278	1
649	E-00008342	2346110496P	CS 0603/X7R/50V 0.1u K T	CAP CHIP	C283	1
650	E-00008342	2346110496P	CS 0603/X7R/50V 0.1u K T	CAP CHIP	C285	1
651	E-00008342	2346110496P	CS 0603/X7R/50V 0.1u K T	CAP CHIP	C286	1
652	E-00008342	2346110496P	CS 0603/X7R/50V 0.1u K T	CAP CHIP	C287	1
653	E-00008342	2346110496P	CS 0603/X7R/50V 0.1u K T	CAP CHIP	C288	1
654	E-00008342	2346110496P	CS 0603/X7R/50V 0.1u K T	CAP CHIP	C289	1
655	N/A	2347647596P	CS 0805/Y5V/16V 4.7u Z T	CAP CHIP	C292	1
656	E-00008342	2346110496P	CS 0603/X7R/50V 0.1u K T	CAP CHIP	C293	1
657	E-00008342	2346110496P	CS 0603/X7R/50V 0.1u K T	CAP CHIP	C307	1
658	E-00008342	2346110496P	CS 0603/X7R/50V 0.1u K T	CAP CHIP	C310	1
659	E-00008342	2346110496P	CS 0603/X7R/50V 0.1u K T	CAP CHIP	C325	1

Item	ViewSonic P/N	Ref. P/N	Description	Location	Universal number#	Q'ty
660	E-00008342	2346110496P	CS 0603/X7R/50V 0.1u K T	CAP CHIP	C327	1
661	E-00008342	2346110496P	CS 0603/X7R/50V 0.1u K T	CAP CHIP	C329	1
662	N/A	2347710696P	CS 0805/Y5V/10V 10u Z T	CAP CHIP	C336	1
663	E-00008342	2346110496P	CS 0603/X7R/50V 0.1u K T	CAP CHIP	C343	1
664	E-00008342	2346110496P	CS 0603/X7R/50V 0.1u K T	CAP CHIP	C344	1
665	E-00008342	2346110496P	CS 0603/X7R/50V 0.1u K T	CAP CHIP	C345	1
666	E-00008342	2346110496P	CS 0603/X7R/50V 0.1u K T	CAP CHIP	C346	1
667	E-00008342	2346110496P	CS 0603/X7R/50V 0.1u K T	CAP CHIP	C348	1
668	E-00008342	2346110496P	CS 0603/X7R/50V 0.1u K T	CAP CHIP	C351	1
669	E-00008342	2346110496P	CS 0603/X7R/50V 0.1u K T	CAP CHIP	C352	1
670	E-00008342	2346110496P	CS 0603/X7R/50V 0.1u K T	CAP CHIP	C354	1
671	E-00008342	2346110496P	CS 0603/X7R/50V 0.1u K T	CAP CHIP	C355	1
672	E-00008342	2346110496P	CS 0603/X7R/50V 0.1u K T	CAP CHIP	C356	1
673	E-00008342	2346110496P	CS 0603/X7R/50V 0.1u K T	CAP CHIP	C357	1
674	E-00008342	2346110496P	CS 0603/X7R/50V 0.1u K T	CAP CHIP	C358	1
675	E-00008342	2346110496P	CS 0603/X7R/50V 0.1u K T	CAP CHIP	C359	1
676	E-00008342	2346110496P	CS 0603/X7R/50V 0.1u K T	CAP CHIP	C360	1
677	E-00008342	2346110496P	CS 0603/X7R/50V 0.1u K T	CAP CHIP	C361	1
678	E-00008342	2346110496P	CS 0603/X7R/50V 0.1u K T	CAP CHIP	C362	1
679	E-00008342	2346110496P	CS 0603/X7R/50V 0.1u K T	CAP CHIP	C363	1
680	E-00008342	2346110496P	CS 0603/X7R/50V 0.1u K T	CAP CHIP	C367	1
681	E-00008342	2346110496P	CS 0603/X7R/50V 0.1u K T	CAP CHIP	C373	1
682	E-00008342	2346110496P	CS 0603/X7R/50V 0.1u K T	CAP CHIP	C374	1
683	E-00008342	2346110496P	CS 0603/X7R/50V 0.1u K T	CAP CHIP	C375	1
684	E-00008342	2346110496P	CS 0603/X7R/50V 0.1u K T	CAP CHIP	C376	1
685	E-00008342	2346110496P	CS 0603/X7R/50V 0.1u K T	CAP CHIP	C377	1
686	E-00008342	2346110496P	CS 0603/X7R/50V 0.1u K T	CAP CHIP	C378	1
687	E-00008342	2346110496P	CS 0603/X7R/50V 0.1u K T	CAP CHIP	C379	1
688	E-00008342	2346110496P	CS 0603/X7R/50V 0.1u K T	CAP CHIP	C380	1
689	E-00008342	2346110496P	CS 0603/X7R/50V 0.1u K T	CAP CHIP	C381	1
690	E-00008342	2346110496P	CS 0603/X7R/50V 0.1u K T	CAP CHIP	C382	1
691	E-00008342	2346110496P	CS 0603/X7R/50V 0.1u K T	CAP CHIP	C383	1
692	E-00008342	2346110496P	CS 0603/X7R/50V 0.1u K T	CAP CHIP	C384	1
693	E-00008342	2346110496P	CS 0603/X7R/50V 0.1u K T	CAP CHIP	C385	1
694	E-00008342	2346110496P	CS 0603/X7R/50V 0.1u K T	CAP CHIP	C386	1
695	E-00008342	2346110496P	CS 0603/X7R/50V 0.1u K T	CAP CHIP	C387	1
696	E-00008342	2346110496P	CS 0603/X7R/50V 0.1u K T	CAP CHIP	C388	1
697	E-00008342	2346110496P	CS 0603/X7R/50V 0.1u K T	CAP CHIP	C389	1
698	E-00008342	2346110496P	CS 0603/X7R/50V 0.1u K T	CAP CHIP	C390	1
699	E-00008342	2346110496P	CS 0603/X7R/50V 0.1u K T	CAP CHIP	C391	1
700	E-00008342	2346110496P	CS 0603/X7R/50V 0.1u K T	CAP CHIP	C392	1
701	N/A	2341110296P	CS 0603/COG/50V 1000p J T	CAP CHIP TEMPERATURE 125°C	C423	1
702	N/A	2341110296P	CS 0603/COG/50V 1000p J T	CAP CHIP TEMPERATURE 125°C	C424	1
703	N/A	2341147096P	CS 0603/COG/50V 47p J T	CAP CHIP TEMPERATURE 125°C	C425	1
704	N/A	2341110296P	CS 0603/COG/50V 1000p J T	CAP CHIP TEMPERATURE 125°C	C426	1
705	E-00008342	2346110496P	CS 0603/X7R/50V 0.1u K T	CAP CHIP	C429	1
706	E-00008342	2346110496P	CS 0603/X7R/50V 0.1u K T	CAP CHIP	C430	1
707	E-00008342	2346110496P	CS 0603/X7R/50V 0.1u K T	CAP CHIP	C439	1
708	E-00008342	2346110496P	CS 0603/X7R/50V 0.1u K T	CAP CHIP	C446	1
709	E-00008342	2346110496P	CS 0603/X7R/50V 0.1u K T	CAP CHIP	C449	1
710	E-00008342	2346110496P	CS 0603/X7R/50V 0.1u K T	CAP CHIP	C454	1
711	E-00008342	2346110496P	CS 0603/X7R/50V 0.1u K T	CAP CHIP	C457	1
712	E-00008342	2346110496P	CS 0603/X7R/50V 0.1u K T	CAP CHIP	C458	1
713	E-00008342	2346110496P	CS 0603/X7R/50V 0.1u K T	CAP CHIP	C461	1
714	E-00008342	2346110496P	CS 0603/X7R/50V 0.1u K T	CAP CHIP	C462	1
715	E-00008342	2346110496P	CS 0603/X7R/50V 0.1u K T	CAP CHIP	C464	1
716	E-00008342	2346110496P	CS 0603/X7R/50V 0.1u K T	CAP CHIP	C467	1
717	E-00003865	2346710596P	CS 0603/Y5V/16V 1.0u Z T	CAP CHIP	C468	1
718	E-00003865	2346710596P	CS 0603/Y5V/16V 1.0u Z T	CAP CHIP	C469	1
719	E-00003865	2346710596P	CS 0603/Y5V/16V 1.0u Z T	CAP CHIP	C470	1
720	E-00003865	2346710596P	CS 0603/Y5V/16V 1.0u Z T	CAP CHIP	C471	1
721	N/A	2347710696P	CS 0805/Y5V/10V 10u Z T	CAP CHIP	C472	1
722	E-00008342	2346110496P	CS 0603/X7R/50V 0.1u K T	CAP CHIP	C473	1
723	E-00008342	2346110496P	CS 0603/X7R/50V 0.1u K T	CAP CHIP	C477	1
724	E-00008342	2346110496P	CS 0603/X7R/50V 0.1u K T	CAP CHIP	C478	1
725	E-00008342	2346110496P	CS 0603/X7R/50V 0.1u K T	CAP CHIP	C483	1
726	E-00008342	2346110496P	CS 0603/X7R/50V 0.1u K T	CAP CHIP	C484	1
727	N/A	2341147196P	CS 0603/COG/50V 470p J T	CAP CHIP TEMPERATURE 125°C	C486	1
728	E-00008342	2346110496P	CS 0603/X7R/50V 0.1u K T	CAP CHIP	C487	1
729	E-00008342	2346110496P	CS 0603/X7R/50V 0.1u K T	CAP CHIP	C488	1
730	E-00008342	2346110496P	CS 0603/X7R/50V 0.1u K T	CAP CHIP	C489	1
731	E-00008342	2346110496P	CS 0603/X7R/50V 0.1u K T	CAP CHIP	C490	1
732	E-00008342	2346110496P	CS 0603/X7R/50V 0.1u K T	CAP CHIP	C491	1
733	E-00008342	2346110496P	CS 0603/X7R/50V 0.1u K T	CAP CHIP	C492	1
734	E-00008342	2346110496P	CS 0603/X7R/50V 0.1u K T	CAP CHIP	C493	1
735	E-00003865	2346710596P	CS 0603/Y5V/16V 1.0u Z T	CAP CHIP	C506	1
736	N/A	2341115096P	CS 0603/COG/50V 15p J T	CAP CHIP TEMPERATURE 125°C	C509	1
737	N/A	2364302196P	SR36(3A/60V) DO-214AA MOSPEC	DIODE,SCHOTTKY(SMD)	D101	1
738	N/A	2364301096P	B340 DIODES	DIODE,SCHOTTKY(SMD)	D103	1
739	N/A	2364600496P-01	MM4148 SOD80C GRANDE	DIODE,SWITCH SMD	D105	RA 1
740	N/A	2364600496P-02	BAS32L SOD80C PHILIPS	DIODE,RECT(SMD)	D105	RB 1
741	N/A	2364600496P-03	RLS4148-T11 SOD80C ROHM	DIODE,SWITCH	D105	RC 1
742	E-00003830	2364601396P	1N4148W-7-F SOD-123 DIODES	DIODE,SWITCH SMD	D105	RD 1

Item	ViewSonic P/N	Ref. P/N	Description	Location	Universal number#	Q'ty	
743	N/A	2364600496P-01	MM4148 SOD80C GRANDE	DIODE,SWITCH SMD	D117	RA	1
744	N/A	2364600496P-02	BAS32L SOD80C PHILIPS	DIODE,RECT(SMD)	D117	RB	1
745	N/A	2364600496P-03	RLS4148-T11 SOD80C ROHM	DIODE,SWITCH	D117	RC	1
746	E-00003830	2364601396P	1N4148W-7-F SOD-123 DIODES	DIODE,SWITCH SMD	D117	RD	1
747	N/A	2364600496P-01	MM4148 SOD80C GRANDE	DIODE,SWITCH SMD	D119	RA	1
748	N/A	2364600496P-02	BAS32L SOD80C PHILIPS	DIODE,RECT(SMD)	D119	RB	1
749	N/A	2364600496P-03	RLS4148-T11 SOD80C ROHM	DIODE,SWITCH	D119	RC	1
750	E-00003830	2364601396P	1N4148W-7-F SOD-123 DIODES	DIODE,SWITCH SMD	D119	RD	1
751	E-D-0403-1779	2364503996P	BZV55-C5V6 5% SOD-80C PHILIPS	DIODE,ZENER SMD	D125	RA	1
752	E-D-0403-2808	2364505616P	TZMCSV6 SOD-80 5.2-6.0V VISHAY	DIODE,ZENER SMD	D125	RB	1
753	E-D-0403-1779	2364503996P	BZV55-C5V6 5% SOD-80C PHILIPS	DIODE,ZENER SMD	D126	RA	1
754	E-D-0403-2808	2364505616P	TZMCSV6 SOD-80 5.2-6.0V VISHAY	DIODE,ZENER SMD	D126	RB	1
755	E-00003830	2364601396P	1N4148W-7-F SOD-123 DIODES	DIODE,SWITCH SMD	D137	RD	1
756	N/A	2364600496P-01	MM4148 SOD80C GRANDE	DIODE,SWITCH SMD	D138	RA	1
757	N/A	2364600496P-02	BAS32L SOD80C PHILIPS	DIODE,RECT(SMD)	D138	RB	1
758	N/A	2364600496P-03	RLS4148-T11 SOD80C ROHM	DIODE,SWITCH	D138	RC	1
759	E-00003830	2364601396P	1N4148W-7-F SOD-123 DIODES	DIODE,SWITCH SMD	D138	RD	1
760	E-00003533	2379520196P	Z= 200 ohm 0805 I=2.0A	BEAD,HI-CURRENT	L106		1
761	E-00003533	2379520196P	Z= 200 ohm 0805 I=2.0A	BEAD,HI-CURRENT	L110		1
762	E-00003533	2379520196P	Z= 200 ohm 0805 I=2.0A	BEAD,HI-CURRENT	L111		1
763	E-00003533	2379520196P	Z= 200 ohm 0805 I=2.0A	BEAD,HI-CURRENT	L115		1
764	E-00003533	2379520196P	Z= 200 ohm 0805 I=2.0A	BEAD,HI-CURRENT	L116		1
765	E-00003533	2379520196P	Z= 200 ohm 0805 I=2.0A	BEAD,HI-CURRENT	L117		1
766	N/A	2379512106P	Z= 120 ohm 0603 I=3.0A	BEAD,HI-CURRENT	L121		1
767	N/A	2379512106P	Z= 120 ohm 0603 I=3.0A	BEAD,HI-CURRENT	L122		1
768	N/A	2379512106P	Z= 120 ohm 0603 I=3.0A	BEAD,HI-CURRENT	L123		1
769	N/A	2379512106P	Z= 120 ohm 0603 I=3.0A	BEAD,HI-CURRENT	L124		1
770	N/A	2379512106P	Z= 120 ohm 0603 I=3.0A	BEAD,HI-CURRENT	L126		1
771	N/A	2379512106P	Z= 120 ohm 0603 I=3.0A	BEAD,HI-CURRENT	L128		1
772	N/A	2379512106P	Z= 120 ohm 0603 I=3.0A	BEAD,HI-CURRENT	L129		1
773	N/A	2379512106P	Z= 120 ohm 0603 I=3.0A	BEAD,HI-CURRENT	L134		1
774	N/A	2379512106P	Z= 120 ohm 0603 I=3.0A	BEAD,HI-CURRENT	L136		1
775	N/A	2377422996P	2.2uH/0603 K T	INDUCTOR CHIP MULTI-LAYER	L147		1
776	N/A	2377422996P	2.2uH/0603 K T	INDUCTOR CHIP MULTI-LAYER	L148		1
777	N/A	2379512106P	Z= 120 ohm 0603 I=3.0A	BEAD,HI-CURRENT	L149		1
778	N/A	2379512106P	Z= 120 ohm 0603 I=3.0A	BEAD,HI-CURRENT	L150		1
779	E-00003533	2379520196P	Z= 200 ohm 0805 I=2.0A	BEAD,HI-CURRENT	L161		1
780	E-Q-0402-1624	2360301696P	PMBS3904 SOT-23 PHILIPS	XISTOR NPN R SMD	Q106	RA	1
781	E-Q-0402-1608	2360300896P	MMBT3904K SOT-23 FAIRCHILD	XISTOR NPN R SMD	Q106	RB	1
782	E-Q-0402-1087	2360301896P	MMBT3904LT1G-LR SOT-23 LRC	XISTOR NPN R SMD	Q106	RC	1
783	N/A	2360609496P	2N7002G SOT-23 Pyramis	FET N-CH (EOL)	Q108	RA	1
784	N/A	2360609096P	2N7002K SOT-23 PHILIPS	FET N-CH(SMD)	Q108	RB	1
785	N/A	2360607696P	2N7002 SOT-23 FAIRCHILD	FET N-CH(SMD)	Q108	RC	1
786	N/A	2360609496P	2N7002G SOT-23 Pyramis	FET N-CH (EOL)	Q109	RA	1
787	N/A	2360609096P	2N7002K SOT-23 PHILIPS	FET N-CH(SMD)	Q109	RB	1
788	N/A	2360607696P	2N7002 SOT-23 FAIRCHILD	FET N-CH(SMD)	Q109	RC	1
789	E-Q-0402-1624	2360301696P	PMBS3904 SOT-23 PHILIPS	XISTOR NPN R SMD	Q110	RA	1
790	E-Q-0402-1608	2360300896P	MMBT3904K SOT-23 FAIRCHILD	XISTOR NPN R SMD	Q110	RB	1
791	E-Q-0402-1087	2360301896P	MMBT3904LT1G-LR SOT-23 LRC	XISTOR NPN R SMD	Q110	RC	1
792	N/A	2360400296P	2SD2653K SOT-346 ROHM	XISTOR NPN A SMD	Q120		1
793	N/A	2360400296P	2SD2653K SOT-346 ROHM	XISTOR NPN A SMD	Q121		1
794	N/A	2360400296P	2SD2653K SOT-346 ROHM	XISTOR NPN A SMD	Q122		1
795	E-Q-0402-1624	2360301696P	PMBS3904 SOT-23 PHILIPS	XISTOR NPN R SMD	Q123	RA	1
796	E-Q-0402-1608	2360300896P	MMBT3904K SOT-23 FAIRCHILD	XISTOR NPN R SMD	Q123	RB	1
797	E-Q-0402-1087	2360301896P	MMBT3904LT1G-LR SOT-23 LRC	XISTOR NPN R SMD	Q123	RC	1
798	E-Q-0402-1624	2360301696P	PMBS3904 SOT-23 PHILIPS	XISTOR NPN R SMD	Q124	RA	1
799	E-Q-0402-1608	2360300896P	MMBT3904K SOT-23 FAIRCHILD	XISTOR NPN R SMD	Q124	RB	1
800	E-Q-0402-1087	2360301896P	MMBT3904LT1G-LR SOT-23 LRC	XISTOR NPN R SMD	Q124	RC	1
801	E-Q-0402-1624	2360301696P	PMBS3904 SOT-23 PHILIPS	XISTOR NPN R SMD	Q125	RA	1
802	E-Q-0402-1608	2360300896P	MMBT3904K SOT-23 FAIRCHILD	XISTOR NPN R SMD	Q125	RB	1
803	E-Q-0402-1087	2360301896P	MMBT3904LT1G-LR SOT-23 LRC	XISTOR NPN R SMD	Q125	RC	1
804	E-Q-0402-1624	2360301696P	PMBS3904 SOT-23 PHILIPS	XISTOR NPN R SMD	Q127	RA	1
805	E-Q-0402-1608	2360300896P	MMBT3904K SOT-23 FAIRCHILD	XISTOR NPN R SMD	Q127	RB	1
806	E-Q-0402-1087	2360301896P	MMBT3904LT1G-LR SOT-23 LRC	XISTOR NPN R SMD	Q127	RC	1
807	E-Q-0402-1607	2360100596P	MMBT3906-NL SOT23 FAIRCHILD	XISTOR PNP R SMD	Q128	RA	1
808	N/A	2360100696P	PMBS3906 SOT-23 PHILIPS	XISTOR PNP R SMD	Q128	RB	1
809	E-Q-0402-1607	2360100796P	MMBT3906-F SOT-23 DIODES	XISTOR PNP R SMD	Q128	RC	1
810	N/A	2251211006P	RC 0603 1/10W 110 ohm F T	RES CHIP 1/10W	R121		1
811	N/A	2251218206P	RC 0603 1/10W 182 ohm F T	RES CHIP 1/10W	R123		1
812	N/A	2251211006P	RC 0603 1/10W 110 ohm F T	RES CHIP 1/10W	R126		1
813	N/A	2251222196P	RC 0603 1/10W 22.1 ohm F T	RES CHIP 1/10W	R130		1
814	N/A	2251211006P	RC 0603 1/10W 110 ohm F T	RES CHIP 1/10W	R131		1
815	E-R-0405-6415	2253230296P	RC 0603 1/10W 3.0Kohm J T	RES CHIP 1/10W	R132		1
816	E-R-0405-6410	2253210296P	RC 0603 1/10W 1.0Kohm J T	RES CHIP 1/10W	R133		1
817	N/A	2253210496P	RC 0603 1/10W 100Kohm J T	RES CHIP 1/10W	R134		1
818	E-R-0405-6410	2253210296P	RC 0603 1/10W 1.0Kohm J T	RES CHIP 1/10W	R135		1
819	N/A	2251218206P	RC 0603 1/10W 182 ohm F T	RES CHIP 1/10W	R136		1
820	E-00008393	2253200096P	RC 0603 1/10W 0 ohm J T	RES CHIP 1/10W	R141		1
821	E-00008393	2253200096P	RC 0603 1/10W 0 ohm J T	RES CHIP 1/10W	R142		1
822	E-R-0405-6419	2253247296P	RC 0603 1/10W 4.7Kohm J T	RES CHIP 1/10W	R144		1
823	E-R-0405-6419	2253247296P	RC 0603 1/10W 4.7Kohm J T	RES CHIP 1/10W	R145		1
824	E-R-0405-6419	2253247296P	RC 0603 1/10W 4.7Kohm J T	RES CHIP 1/10W	R146		1
825	E-R-0405-6409	2253210196P	RC 0603 1/10W 100 ohm J T	RES CHIP 1/10W	R147		1

Item	ViewSonic P/N	Ref. P/N	Description	Location	Universal number#	Q'ty
826	E-R-0405-6409	2253210196P	RC 0603 1/10W 100 ohm J T	RES CHIP 1/10W	R148	1
827	E-R-0405-6419	2253247296P	RC 0603 1/10W 4.7Kohm J T	RES CHIP 1/10W	R152	1
828	E-R-0405-6419	2253247296P	RC 0603 1/10W 4.7Kohm J T	RES CHIP 1/10W	R153	1
829	E-R-0405-6410	2253210296P	RC 0603 1/10W 1.0Kohm J T	RES CHIP 1/10W	R154	1
830	E-R-0405-6411	2253210396P	RC 0603 1/10W 10Kohm J T	RES CHIP 1/10W	R164	1
831	E-R-0405-6411	2253210396P	RC 0603 1/10W 10Kohm J T	RES CHIP 1/10W	R165	1
832	E-R-0405-6419	2253247296P	RC 0603 1/10W 4.7Kohm J T	RES CHIP 1/10W	R166	1
833	E-R-0405-7000	2253222196P	RC 0603 1/10W 220 ohm J T	RES CHIP 1/10W	R167	1
834	N/A	2253210496P	RC 0603 1/10W 100Kohm J T	RES CHIP 1/10W	R168	1
835	E-R-0405-7001	2253233096P	RC 0603 1/10W 33 ohm J T	RES CHIP 1/10W	R169	1
836	E-R-0405-7001	2253233096P	RC 0603 1/10W 33 ohm J T	RES CHIP 1/10W	R170	1
837	E-R-0405-6411	2253210396P	RC 0603 1/10W 10Kohm J T	RES CHIP 1/10W	R171	1
838	E-R-0405-6411	2253210396P	RC 0603 1/10W 10Kohm J T	RES CHIP 1/10W	R172	1
839	E-R-0405-6411	2253210396P	RC 0603 1/10W 10Kohm J T	RES CHIP 1/10W	R173	1
840	E-R-0405-7001	2253233096P	RC 0603 1/10W 33 ohm J T	RES CHIP 1/10W	R190	1
841	E-R-0405-6416	2253233296P	RC 0603 1/10W 3.3Kohm J T	RES CHIP 1/10W	R193	1
842	E-R-0405-6416	2253233296P	RC 0603 1/10W 3.3Kohm J T	RES CHIP 1/10W	R194	1
843	E-00008393	2253200096P	RC 0603 1/10W 0 ohm J T	RES CHIP 1/10W	R262	1
844	E-00008393	2253200096P	RC 0603 1/10W 0 ohm J T	RES CHIP 1/10W	R263	1
845	E-R-0405-6411	2253210396P	RC 0603 1/10W 10Kohm J T	RES CHIP 1/10W	R264	1
846	E-R-0405-6411	2253210396P	RC 0603 1/10W 10Kohm J T	RES CHIP 1/10W	R265	1
847	E-R-0405-6418	2253247196P	RC 0603 1/10W 470 ohm J T	RES CHIP 1/10W	R266	1
848	N/A	2251220016P	RC 0603 1/10W 2Kohm F T	RES CHIP 1/10W	R267	1
849	E-R-0405-6419	2253247296P	RC 0603 1/10W 4.7Kohm J T	RES CHIP 1/10W	R268	1
850	E-R-0405-6419	2253247296P	RC 0603 1/10W 4.7Kohm J T	RES CHIP 1/10W	R269	1
851	E-R-0405-6418	2253247196P	RC 0603 1/10W 470 ohm J T	RES CHIP 1/10W	R270	1
852	E-R-0405-6603	2253222096P	RC 0603 1/10W 22 ohm J T	RES CHIP 1/10W	R273	1
853	E-R-0405-6603	2253222096P	RC 0603 1/10W 22 ohm J T	RES CHIP 1/10W	R274	1
854	N/A	2251220016P	RC 0603 1/10W 2Kohm F T	RES CHIP 1/10W	R275	1
855	E-R-0405-6999	2253220396P	RC 0603 1/10W 20Kohm J T	RES CHIP 1/10W	R276	1
856	E-R-0405-7001	2253233096P	RC 0603 1/10W 33 ohm J T	RES CHIP 1/10W	R277	1
857	E-R-0405-6409	2253210196P	RC 0603 1/10W 100 ohm J T	RES CHIP 1/10W	R279	1
858	E-R-0405-6409	2253210196P	RC 0603 1/10W 100 ohm J T	RES CHIP 1/10W	R280	1
859	E-R-0405-6410	2253210296P	RC 0603 1/10W 1.0Kohm J T	RES CHIP 1/10W	R281	1
860	E-R-0405-6999	2253220396P	RC 0603 1/10W 20Kohm J T	RES CHIP 1/10W	R282	1
861	E-R-0405-7001	2253233096P	RC 0603 1/10W 33 ohm J T	RES CHIP 1/10W	R283	1
862	E-R-0405-6410	2253210296P	RC 0603 1/10W 1.0Kohm J T	RES CHIP 1/10W	R285	1
863	E-00003527	2253247396P	RC 0603 1/10W 47Kohm J T	RES CHIP 1/10W	R287	1
864	E-00003527	2253247396P	RC 0603 1/10W 47Kohm J T	RES CHIP 1/10W	R288	1
865	E-00008393	2253200096P	RC 0603 1/10W 0 ohm J T	RES CHIP 1/10W	R291	1
866	E-00008393	2253200096P	RC 0603 1/10W 0 ohm J T	RES CHIP 1/10W	R292	1
867	E-R-0405-6411	2253210396P	RC 0603 1/10W 10Kohm J T	RES CHIP 1/10W	R315	1
868	E-R-0405-6410	2253210296P	RC 0603 1/10W 1.0Kohm J T	RES CHIP 1/10W	R317	1
869	E-R-0405-6410	2253210296P	RC 0603 1/10W 1.0Kohm J T	RES CHIP 1/10W	R318	1
870	E-R-0405-6411	2253210396P	RC 0603 1/10W 10Kohm J T	RES CHIP 1/10W	R320	1
871	E-R-0405-6410	2253210296P	RC 0603 1/10W 1.0Kohm J T	RES CHIP 1/10W	R321	1
872	E-R-0405-6410	2253210296P	RC 0603 1/10W 1.0Kohm J T	RES CHIP 1/10W	R322	1
873	E-R-0405-6410	2253210296P	RC 0603 1/10W 1.0Kohm J T	RES CHIP 1/10W	R325	1
874	E-00008393	2253200096P	RC 0603 1/10W 0 ohm J T	RES CHIP 1/10W	R326	1
875	E-00008393	2253200096P	RC 0603 1/10W 0 ohm J T	RES CHIP 1/10W	R327	1
876	E-00008393	2253200096P	RC 0603 1/10W 0 ohm J T	RES CHIP 1/10W	R328	1
877	E-R-0405-6410	2253210296P	RC 0603 1/10W 1.0Kohm J T	RES CHIP 1/10W	R330	1
878	N/A	2253233396P	RC 0603 1/10W 33Kohm J T	RES CHIP 1/10W	R331	1
879	N/A	2253230496P	RC 0603 1/10W 300Kohm J T	RES CHIP 1/10W	R335	1
880	N/A	2253230496P	RC 0603 1/10W 300Kohm J T	RES CHIP 1/10W	R336	1
881	E-R-0405-6410	2253210296P	RC 0603 1/10W 1.0Kohm J T	RES CHIP 1/10W	R337	1
882	N/A	2253233396P	RC 0603 1/10W 33Kohm J T	RES CHIP 1/10W	R338	1
883	N/A	2253210496P	RC 0603 1/10W 100Kohm J T	RES CHIP 1/10W	R339	1
884	E-R-0405-6411	2253210396P	RC 0603 1/10W 10Kohm J T	RES CHIP 1/10W	R340	1
885	E-R-0405-6419	2253247296P	RC 0603 1/10W 4.7Kohm J T	RES CHIP 1/10W	R341	1
886	E-R-0405-6411	2253210396P	RC 0603 1/10W 10Kohm J T	RES CHIP 1/10W	R342	1
887	E-R-0405-6419	2253247296P	RC 0603 1/10W 4.7Kohm J T	RES CHIP 1/10W	R343	1
888	N/A	2253210496P	RC 0603 1/10W 100Kohm J T	RES CHIP 1/10W	R344	1
889	E-R-0405-6419	2253247296P	RC 0603 1/10W 4.7Kohm J T	RES CHIP 1/10W	R363	1
890	E-R-0405-6419	2253247296P	RC 0603 1/10W 4.7Kohm J T	RES CHIP 1/10W	R364	1
891	E-R-0405-6419	2253247296P	RC 0603 1/10W 4.7Kohm J T	RES CHIP 1/10W	R365	1
892	E-R-0405-6418	2253247196P	RC 0603 1/10W 470 ohm J T	RES CHIP 1/10W	R366	1
893	E-R-0405-6418	2253247196P	RC 0603 1/10W 470 ohm J T	RES CHIP 1/10W	R367	1
894	E-R-0405-6410	2253210296P	RC 0603 1/10W 1.0Kohm J T	RES CHIP 1/10W	R368	1
895	E-R-0405-6417	2253247096P	RC 0603 1/10W 47 ohm J T	RES CHIP 1/10W	R369	1
896	E-R-0405-6419	2253247296P	RC 0603 1/10W 4.7Kohm J T	RES CHIP 1/10W	R370	1
897	E-R-0405-6419	2253247296P	RC 0603 1/10W 4.7Kohm J T	RES CHIP 1/10W	R371	1
898	E-R-0405-6419	2253247296P	RC 0603 1/10W 4.7Kohm J T	RES CHIP 1/10W	R372	1
899	E-R-0405-6419	2253247296P	RC 0603 1/10W 4.7Kohm J T	RES CHIP 1/10W	R373	1
900	E-R-0405-6419	2253247296P	RC 0603 1/10W 4.7Kohm J T	RES CHIP 1/10W	R374	1
901	E-R-0405-6419	2253247296P	RC 0603 1/10W 4.7Kohm J T	RES CHIP 1/10W	R375	1
902	E-R-0405-6419	2253247296P	RC 0603 1/10W 4.7Kohm J T	RES CHIP 1/10W	R376	1
903	N/A	2253220096P	RC 0603 1/10W 20 ohm J T	RES CHIP 1/10W	R390	1
904	N/A	2253220096P	RC 0603 1/10W 20 ohm J T	RES CHIP 1/10W	R391	1
905	E-R-0405-6410	2253210296P	RC 0603 1/10W 1.0Kohm J T	RES CHIP 1/10W	R409	1
906	E-C-0404-3096	2335310812P	EC 1000u/ 16V 10*20 P=5.0 K	CAP ELE LOW ESR 105°C	C101	1
907	E-C-0404-3096	2335310812P	EC 1000u/ 16V 10*20 P=5.0 K	CAP ELE LOW ESR 105°C	C459	1
908	N/A	2301333491P	MEB 0.33u/ 63V P=5.0 J T	CAP MEB	C463	1

Item	ViewSonic P/N	Ref. P/N	Description	Location	Universal number#	Q'ty
909	N/A	2301333491P	MEB 0.33u/ 63V P=5.0 J T	CAP MEB	C474	1
910	N/A	2371130101P	T50-52 30uH 0.7mm/24Ts	COIL CHOKE	L102	1
911	N/A	2371101700P	DWRR9*12 10uH 0.6mm/16.5Ts	COIL CHOKE	L108	1
912	N/A	2371130101P	T50-52 30uH 0.7mm/24Ts	COIL CHOKE	L112	1
913	N/A	2371147101P	47uH	COIL CHOKE	L125	1
914	N/A	2371147101P	47uH	COIL CHOKE	L127	1
915	N/A	2371115001P	15uH/ 8*10 UEW 0.5mm/21.5Ts	COIL CHOKE	L152	1
916	N/A	2371115001P	15uH/ 8*10 UEW 0.5mm/21.5Ts	COIL CHOKE	L154	1
917	N/A	2371115001P	15uH/ 8*10 UEW 0.5mm/21.5Ts	COIL CHOKE	L155	1
918	N/A	2371115001P	15uH/ 8*10 UEW 0.5mm/21.5Ts	COIL CHOKE	L156	1
919	N/A	2404301111P	JST PH 12P SIDE P=2.0 OR EQUAL	CONNECTOR	P101	1
920	N/A	2405900100P	20J-0104-001 SINGATRON	OTHERS JACK	P103	1
921	N/A	2404371003P	JST PH 4P TOP P=2.0 OR EQUAL	CONNECTOR	P104	1
922	N/A	2405324205P-01	2*2P (4P BLU/GRN/YEL/RED)	RCA JACK	P105	RA
923	N/A	2405324205P-02	2*2P (4P BLU/GRN/YEL/RED)	RCA JACK	P105	RB
924	N/A	2405324205P-03	2*2P (4P BLU/GRN/YEL/RED)	RCA JACK	P105	RC
925	N/A	2407442900P	MINI DIN 4P SIDE BLACK	SOCKET	P106	1
926	N/A	2405324201P	2*2P (WHITE/RED)	RCA JACK	P107	1
927	N/A	2407430900P	DHSB-15FTF7 BLUE(661C) LEOCO	SOCKET	P108	1
928	N/A	2405106100P	EAR JACK 2P TOP (BLUE/LIME)	EARPHONE JACK	P109	1
929	N/A	2407640519P	HDMI HMR4A-AK5200 ACON	SOCKET,SMD	P110	RA
930	N/A	2407640319P	HDMI 2HE-51U1-NB3 SINGATRON	SOCKET,SMD	P110	RB
931	N/A	2405322202P	RCA JACK 2P (WHT/RED)	RCA JACK	P111	1
932	N/A	2404300003P	JST XH 4P TOP P=2.5 OR EQUAL	CONNECTOR	P112	1
933	N/A	2404312130P	30P 2R1L TOP P=2.0mm 2046P**V	CONNECTOR	P113	1
934	N/A	2404371005P	JST PH 6P TOP P=2.0 OR EQUAL	CONNECTOR	P114	1
935	N/A	2404301106P	JST PH 7P SIDE P=2.0 OR EQUAL	CONNECTOR	P115	1
936	M-SW-0815-0182	2403702200P	1P H=4.3mm 160g TOP	TACT SWITCH	S101	1
937	N/A	2369104001P	25.000MHZ/49US 0.1mW/20pF	XTAL OSC	X101	1
938	N/A	2369104701P	27.000MHZ/49US 0.1mW/20pF	XTAL OSC	X102	1
939	N/A	2404301106P	JST PH 7P SIDE P=2.0 OR EQUAL	CONNECTOR	P701	1
940	M-SW-0815-0182	2403702200P	1P H=4.3mm 160g TOP	TACT SWITCH	S702	1
941	M-SW-0815-0182	2403702200P	1P H=4.3mm 160g TOP	TACT SWITCH	S703	1
942	M-SW-0815-0182	2403702200P	1P H=4.3mm 160g TOP	TACT SWITCH	S704	1
943	M-SW-0815-0182	2403702200P	1P H=4.3mm 160g TOP	TACT SWITCH	S705	1
944	M-SW-0815-0182	2403702200P	1P H=4.3mm 160g TOP	TACT SWITCH	S706	1
945	M-SW-0815-0182	2403702200P	1P H=4.3mm 160g TOP	TACT SWITCH	S707	1
946	N/A	2202129800P	JC278 KEY/B CEM1 120*20 V1.00	PC BOARD	U701	1
947	N/A	2363704800P	LED 3φ BLU/ORG	LED	D701	1
948	N/A	2419301600P	ECM-V38-5VS13F4 ECEL	RECEIV BLOCK	I701	RA
949	N/A	2419301000P	FM-6038TM2-5AN OPTO	RECEIV BLOCK	I701	RB
950	N/A	2419301100P	PL-IRM0206-A538 PARA LIGHT	RECEIV BLOCK	I701	RC
951	N/A	2404301104P	JST PH 5P SIDE P=2.0 OR EQUAL	CONNECTOR	P711	1
952	N/A	2202126400P	JC206 IR/B CEM1 51.5*9	PC BOARD	U702	1
953	N/A	2404301101P	JST PH 2P SIDE P=2.0 OR EQUAL	CONNECTOR	P751	1
954	M-SW-0815-0182	2403702200P	1P H=4.3mm 160g TOP	TACT SWITCH	S751	1
955	N/A	2202137800P	JC328RV P/B FR1 30*30mm	PC BOARD	U703	1
956	B-00008414	2200227048P	SPI	PCB ASSY	U801	RA
957	B-00008415	2200227045P	DARFON	PCB ASSY	U801	RB
958	B-00008416	2200227058P	SPI	PCB ASSY	U801	RC
959	B-00008417	2200227057P	SPI	PCB ASSY	U801	RD
960	N/A	2024278001P	32R ABS HB G.L BLACK (DOLBY/HDMI)	FRONT BEZEL	1F01	1
961	N/A	2033152200P	32R GE-LExA N 121R-BR2DO52T(426C)	IR COVER	1F02	1
962	N/A	2032202502P	32V ABS HB BLACK 4001C	GRILL	1F04	1
963	N/A	2061451401P	PTR 45 94HB	BUSHING	1F05	10
964	N/A	2080006900P	M4*10MM P TYPE:9.1MM	SCREW SPE	1F06	10
965	N/A	2061152500P	φ20 T=0.4mm NO.5000NS	FELT	1F07	10
966	N/A	2044272801P	32V POWER KEY ABS HB AL-PLATE	FUNCTION KEY	1F10	1
967	M-SCW-0824-0285	2084730082P	M3X8(BND T+)	SCREW BND T+	1F12	2
968	N/A	2051355700P	57*9.1MM ELECTOR LABEL N3251W	NAME PLATE	1F13	1
969	CB-00008244	2427406017P	2+5/6P H/H 1061#26 L=350/830mm	WIRE HARNESS	P703	1
970	CB-00008245	2427404043P	4/2+2P H/A 1007#24 L=690mm	WIRE HARNESS	P704	1
971	CB-00008247	2427414021P	10/14P H/H 1007#28 L=280mm	WIRE HARNESS	P705	1
972	CB-00008248	2427430045P	30/30P H/H 1571#28 L=360mm	WIRE HARNESS	P709	1
973	E-00008460	2212012621P	CLAA320WB02CV (267) Ver1.0 CPT	LCD PANEL	V901	1
974	N/A	2071985300P	32R SECC T=1.0mm	METAL FITTG	1F20	1
975	N/A	2082740082P	M4X8(BND+)	SCREW BND+	1F21	4
976	M-SCW-0824-0123	2084740102P	M4X10(BND T+)	SCREW BND T+	1F22	5
977	N/A	2071887400P	32R PANEL R/L SECC T=1.0mm	BRACKET FIX	1F23	2
978	N/A	2082740082P	M4X8(BND+)	SCREW BND+	1F24	6
979	M-SCW-0824-0811	2080003700P	ISZZTER001A M3*6L MSWR17/FZMYI	SCREW SPE	1F26	4
980	M-SCW-0824-0811	2080003700P	ISZZTER001A M3*6L MSWR17/FZMYI	SCREW SPE	1F27	4
981	N/A	2072050904P	SECC T=1.0mm(X2UA)	METAL FITTG-I/O	1F28	1
982	N/A	2082630042P	M3*4 P=0.5	SCREW	1F29	3
983	N/A	2072050707P	SECC T=1.0mm(X2UA)	METAL FITTG-I/O	1F30	1
984	N/A	2082630042P	M3*4 P=0.5	SCREW	1F31	4
985	M-SCW-0824-0285	2084730082P	M3X8(BND T+)	SCREW BND T+	1F33	1
986	M-SCW-0824-6719	2082630062P	M3X6 P=0.5	SCREW	1F34	1
987	N/A	2080004900P	M3*8 T24 F NI	SCREW SPE	1F35	2
988	C-00008432	2027268901P	32R ABS HB BLACK(X2UA)	DUST COVER	1F36	1
989	HW-00008155	2083730102P	SCREW BND T+	SCREW BND T+	1F37	3
990	M-SCW-0824-0811	2080003700P	ISZZTER001A M3*6L MSWR17/FZMYI	SCREW SPE	1F38	5
991	N/A	2080040062P	M4*8 PMS-3/W	SCREW SPE	1F39	1

Item	ViewSonic P/N	Ref. P/N	Description	Location	Universal number#	Q'ty
992	HW-00008057	2071800300P	62*8*3.4 T=0.5MM WITH PVC TUBE	BRACKET FIX	1F41	1
993	N/A	2071972400P	SECC T=1.0MM VESA SUPPORT	METAL FITTG	1F50	1
994	N/A	2082630042P	M3*4 P=0.5	SCREW	1F52	14
995	N/A	2027268801P	32R 6KEY ABS HB BLACK(MT11010)	DUST COVER	1F55	1
996	N/A	2044272401P	32R 6KEY HB AL-PLATE	FUNCTION KEY	1F56	1
997	M-SCW-0824-0285	2084730082P	M3X8(BND T+)	SCREW BND T+	1F57	2
998	M-SCW-0824-6719	2082630062P	M3X6 P=0.5	SCREW	1F58	2
999	N/A	2083630068P	M3X6,M,S-TITE,F,ZN	SCREW FMS+	1F90	2
1000	N/A	2433310011P	W10*H3*L15mm	SHIELDING FOAM	K901	1
1001	CB-00008243	2427407003P	7/7P H/H 1007#26 L=400mm	WIRE HARNESS	P702	1
1002	CB-00008249	2427412021P	12/12P H/H 1007#28 L=300mm	WIRE HARNESS	P710	1
1003	N/A	2407001800P	INLET/5P CONN. 1015#18 L=90mm	SOCKET_ASSY	P801	1
1004	N/A	2391315001P-01	15W/6ohm (R) L165*W58*H41mm DONGLI	SPEAKER ASSY	W901	1
1005	N/A	2391315002P-01	15W/6ohm (L) L165*W58*H41mm DONGLI	SPEAKER ASSY	W902	1
1006	M-SCW-0824-0285	2084730082P	M3X8(BND T+)	SCREW BND T+	1F81	2
1007	N/A	2063451300P	JC186H PVC 7.5X7.5X3t	ADHESI SHEET	9R81	1
1008	N/A	2022273101P	32R ABS HB BLACK (X2UA)	CABI BACK	2C01	1
1009	N/A	2071887500P	32R ARM-BRACKET SECC T=2.0mm	BRACKET FIX	2C02	2
1010	M-SCW-0824-0812	2084730062P	M3X6(BND T+)	SCREW BND T+	2C03	2
1011	N/A	2055636074P	N3235W-M VS11770-1M SMALL LABEL	LABEL	6P05	1
1012	M-LB-0813-0530	2055617101P	10*20 HI-POT TESTED OK	LABEL	6P13	1
1013	N/A	2055135267P	N3235W-M VS11770-1M CPT USA	LABEL	6P50	1
1014	HW-00008151	2028557202P	ABS 94HB BLACK	NECK	5B01	1
1015	N/A	2071875400P	JC268FE SECC T=1.2mm STAND	BRACKET FIX	5B02	1
1016	HW-00008152	2083740122P	SCREW,BND T+ M4*12 (BND T+)	SCREW BND T+	5B03	4
1017	PL-00008143	2028260102P	26E ABS 94HB BLACK C	STAND	5B04	1
1018	HW-00008160	2084740082P	M4X8(BND T+)	SCREW BND T+	5B05	8
1019	N/A	2082750402P	M5X40,M,P,ZN-CC	SCREW BND+	5B08	4
1020	N/A	2039802304P	CRφ16.5X7.3/BLACK	FOOT PAD	5B09	4
1021	N/A	2084740104P	M4X10(BND T+) (BLK)	SCREW BND T+	2C12	14
1022	N/A	2082340082P	SCREW CSK+ M4x8	SCREW CSK+	2C14	3
1023	N/A	2080005900P	M6*10MM TYPE"1" BLACK ZN	SCREW SPE	2C17	6
1024	A-00008045	2005100500P	R03UG 1.5V (AAA) TOSHIBA	BATTERY_DRY	B901	1
1025	A-00008148	2419200136P	ViewSonic 37-KeyE ATSC-2 USA	CONT BLOCK	H901	1
1026	A-00005362	2427130046P	USA WALL 1.83M BLACK	AC POWER CORD	P901	1
1027	N/A	2438501271P	N3235W-M WIZARD VS11770-1M CPT	CD-OWNER GUIDE	6P80	1
1028	N/A	2002310665P	VIEWSONIC N3235W-M QSG	GUARANT CARD	6P81	1
1029	DC-00008219	2001950197P	VIEWSONIC ATSC INSERT PAGE USA	ATTACH SHEET	6P82	1
1030	P-00004497	2011100017P	360X220X50mm (WXDXH) BOX(B)	CARTON BOX	6P85	1
1031	P-00008078	2013228805P	175X280X0.03T mm LDPE A5	POLYETHY BAG	6P86	1
1032	N/A	2056631001P	42mmX6.5mm PAPER	SERIAL LABEL	6P87	1
1033	P-00008439	2011132801P	VIEWSONIC N3235W-M VS11770-1M	CARTON BOX	6P01	1
1034	N/A	2055632259P	N3235W-M VS11770-1M (M) CPT	LABEL	6P02	1
1035	DC-00008339	2055613549P	VIEWSONIC POP STICKER (TH=80G)	LABEL	6P03	1
1036	N/A	2055613508P	DOLBY/HDMI STICKER 50*8MM	LABEL	6P04	1
1037	M-LB-0813-0856	2055613379P	VIEWSONIC CONTAINER LABEL	LABEL	6P11	0.166
1038	M-LB-0813-0959	2055613392P	VSC HIGH VOLTAGE WARNING LABEL	LABEL	6P14	1
1039	P-00008435	2012199940P	JC328RV/VE EPS TOP-R	POLYFOAM	6P20	1
1040	P-00008436	2012199950P	JC328RV/VE EPS TOP-L	POLYFOAM	6P21	1
1041	P-00008437	2012199960P	JC328RV/VE EPS DOWN-R	POLYFOAM	6P22	1
1042	P-00008438	2012199970P	JC328RV/VE EPS DOWN-L	POLYFOAM	6P23	1
1043	N/A	2063302100P	735x430x0.075mm 32"	PROTECTOR	6P30	1
1044	P-00005968	2013054007P	870*800MM HDPE BAG	POLYETHY BAG	6P60	1

* *Reader's Response* *

Dear Readers:

Thank you in advance for your feedback on our Service Manual, which allows continuous improvement of our products. We would appreciate your completion of the Assessment Matrix below, for return to ViewSonic Corporation.

Assessment

A. What do you think about the content of **this** Service Manual?

<i>Unit</i>	<i>Excellent</i>	<i>Good</i>	<i>Fair</i>	<i>Bad</i>
1. Precautions and Safety Notices				
2. Specification				
3. Front Panel Function Control Description				
4. Circuit Description				
5. Adjustment Procedure				
6. Trouble Shooting Flow Chart				
7. Block Diagram				
8. Schematic Diagrams				
9. PCB Layout Diagrams				
10. Exploded Diagram And Exploded Parts List				
11. Recommended Spare Parts List				

B. Are you satisfied with **this** Service Manual?

<i>Item</i>	<i>Excellent</i>	<i>Good</i>	<i>Fair</i>	<i>Bad</i>
1. Service Manual Content				
2. Service Manual Layout				
3. The form and listing				

C. Do you have any other opinions or suggestions regarding **this** service manual?

Reader's basic data:

Name:		Title:	
Company:			
Add:			
Tel:		Fax:	
E-mail:			

After completing this form, please return it to ViewSonic Quality Assurance in the USA at facsimile 1-909-839-7943. You may also e-mail any suggestions to the Director, Quality Systems & Processes (marc.maupin@viewsonic.com)