

Service Manual

ViewSonic N3250w-1L

Model No. VS11335-1L

32" LCD TV

(N3250w-1L_SM Rev.1b_Aug.2008)

Copyright

Copyright© 2006 by ViewSonic Corporation. All rights reserved. No part of this publication may be reproduced, transmitted, transcribed, stored in a retrieval system, or translated into any language or computer language, in any form or by any means, electronic, mechanical, magnetic, optical, chemical, manual or otherwise, without the prior written permission of ViewSonic Corporation.

Disclaimer

ViewSonic makes no representations or warranties, either expressed or implied, with respect to the contents hereof and specifically disclaims any warranty of merchantability or fitness for any particular purpose. Further, ViewSonic reserves the right to revise this publication and to make changes from time to time in the contents hereof without obligation of ViewSonic to notify any person of such revision or changes.

Trademarks

Optiquest is a registered trademark of ViewSonic Corporation.

ViewSonic is a registered trademark of ViewSonic Corporation.

All other trademarks used within this document are the property of their respective owners.

Revision History

Revision	SM Editing Date	ECR Number	Description of Changes	Editor
1a	06/01/06		Initial Release	Sophia Kao
1b	08/18/08		Add schematics of power / supply board and menu / power lock feature	Sophia Kao

TABLE OF CONTENTS

1. Precautions and Safety Notices.....	1
2. Specification.....	4
3. Front Panel Function Control Description.....	9
4. Circuit Description.....	18
5. Adjustment Procedure	21
6. Trouble Shooting Flow Chart.....	51
7. Block Diagram	55
8. Schematic Diagrams.....	56
9. PCB Layout Diagrams	76
10. Exploded Diagram And Exploded Parts List.....	82
11. Recommend Spare Parts List.....	85

1. Precautions and Safety Notices

1. Appropriate Operation

- (1) Turn off the product before cleaning.
- (2) Use only a dry soft cloth when cleaning the LCD panel surface.
- (3) Use a soft cloth soaked with mild detergent to clean the display housing.
- (4) Disconnect the power plug from AC outlet if the product is not used for a long period of time.
- (5) If smoke, abnormal noise, or strange odor is present, immediately switch the LCD display off.
- (6) Do not touch the LCD panel surface with sharp or hard objects.
- (7) Do not place heavy objects on the LCD display, video cable, or power cord.
- (8) Do not use abrasive cleaners, waxes or solvents for your cleaning.
- (9) Do not operate the product under the following conditions:
 - Extremely hot, cold or humid environment.
 - Areas susceptible to excessive dust and dirt.
 - Near any appliance generating a strong magnetic field.
 - Place in direct sunlight.

2. Caution

No modification of any circuit should be attempted. Service work should only be performed after you are thoroughly familiar with all of the following safety checks and servicing guidelines.

3. Safety Check

Care should be taken while servicing this LCD display. Because of the high voltage used in the inverter circuit, the voltage is exposed in such areas as the associated transformer circuits.

4. Power Supply Requirements

The external AC power operating range shall be from 90 to 264Vac







5. LCD Module Handling Precautions



5.1. Handling Precautions

- (1) Since front polarizer is easily damaged, pay attention not to scratch it.
- (2) Be sure to turn off power supply when inserting or disconnecting from input connector.
- (3) Wipe off water drop immediately. Long contact with water may cause discoloration or spots.
- (4) When the panel surface is soiled, wipe it with absorbent cotton or other soft cloth.
- (5) Since the panel is made of glass, it may break or crack if dropped or bumped on hard surface.
- (6) Since CMOS LSI is used in this module, take care of static electricity and insure human earth when handling.
- (7) Do not open nor modify the Module Assembly.
- (8) Do not press the reflector sheet at the back of the module to any directions.
- (9) In case if a Module has to be put back into the packing container slot after once it was taken out from the container, do not press the center of the CCFL Reflector edge. Instead, press at the far ends of the CFL Reflector edge softly. Otherwise the TFT Module may be damaged.
- (10) At the insertion or removal of the Signal Interface Connector, be sure not to rotate nor tilt the Interface Connector of the TFT Module.
- (11) After installation of the TFT Module into an enclosure (LCD monitor housing, for example), do not twist nor bend the TFT Module even momentary. At designing the enclosure, it should be taken into consideration that no bending/twisting forces are applied to the TFT Module from outside. Otherwise the TFT Module may be damaged.
- (12) Cold cathode fluorescent lamp in LCD contains a small amount of mercury. Please follow local ordinances or regulations for disposal.
- (13) Small amount of materials having no flammability grade is used in the LCD module. The LCD module should be supplied by power complied with requirements of Limited Power Source (IEC60950 or UL1950), or be applied exemption.
- (14) The LCD module is designed so that the CFL in it is supplied by Limited Current

Circuit (IEC60950 or UL1950). Do not connect the CFL in Hazardous Voltage Circuit.

5.2. Handling and Placing Methods

Correct Methods:	Incorrect Methods:
<p>Only touch the metal frame of the LCD panel or the front cover of the monitor. Do not touch the surface of the polarizer.</p>	<p>Surface of the LCD panel is pressed by fingers and that may cause "Mura"</p>
	
	
<p>Take out the monitor with cushions</p>	<p>Taking out the monitor by grasping the LCD panel. That may cause "Mura"</p>
	

Place the monitor on a clean and soft foam pad.	Placing the monitor on foreign objects. That could scratch the surface of the panel or cause "Mura"
	

2. Specification

Parameter	Specification
LCD Type	a-Si TFT Active Matrix Wide Color, Transmissive Mode, Normally Black
LCD Interface	1-Channel LVDS
Resolution (Native)	WXGA, 1366 x 768
Display Area	27" diagonal; 596.259 (H) x 335.232 (V) mm.
Pixel Pitch	0.4365(H) × 0.4365(V) mm
Viewing Angle	H = +/- 88°, V = +/- 88° with CR≥20 (Typical)
Contrast Ratio	1000:1 (Typ); 800:1 (Min)
Brightness	550 nits (Typ.); 450 nits (Min)
Response Time	8ms, (Typical), g-g
Color Gamut	NTSC 75% Typ
Brightness Uniformity	1.3 (Max), measured per panel spec.
Chromaticity (CIE1931)	White-x:0.285, White-y:0.293 (Standard Mode Only)
Colors	16.7M (8-bit)
Surface Treatment	Hard coating (3H)
Backlight	14 CCFLs (Cold cathode Fluorescent Lamp)
Panel Acceptance	Refer to the panel acceptance criteria specification. Note: Intermittent and/or Display Pattern defects which result in further bright or dark dots will be counted individually against the above specification.
Front Screen Artifacts	VS Standard: a.) No Visible Streaking, Sag or Smearing artifacts when driven by the specified video cards (see 7.1 General Test Equipment) in the primary mode (VGA at 60 Hz) and after user adjustment b.) No image drift or lose fine-tune settings due to panel temperature change

Note: Panel performance characteristics "MUST BE" met in all display modes/inputs at standard test conditions.

1. RF Tuner

RF tuner of this product shall be provided by "Philips FQ1236/FH-5" for NTSC/ATSC. The following table defines this tuner specification.

Parameter	Specification
RF Input Level	45 ~ 85dBμV
RF Tuning Range	NTSC/PAL: 55.25 to 801.25 MHz, 2-69 Channels for Off-Air and 2-125 Channels for CATV
RF Tuner Sensitivity (S/N Ratio at un-weight)	45 dB (min.)
Channel Bandwidth	NTSC/PAL: 6 MHz Maximum
CVBS Characteristics: Video Amplitude Signal DC Level Sync Pulse	0.7(min.)–1.1(max.) V Typical. 0.35 V
Audio Characteristics: AF Output Level Measured via LP 20 kHz Filter, RMS Decoder, 75us De-emphasis THD S/N	Typical. 0.35Vrms 10% (max.) 44 dB (min.)
Compatible system TUNER	NTSC/PAL
Compatible system AV	NTSC M/PAL

2. Video

Built-in A/D converter shall provide analog to digital converter for this product.

Input Parameter	Specification
CVBS Characteristics: Video Amplitude Signal DC Level Sync Pulse	0.7(min.)–1.1(max.) V Typical. 0.3 Vp-p
S-Video Characteristics: Video Amplitude Signal DC Level Sync Pulse	Y : 1.0Vp-p W / Neg. Sync (IN 75 Ω) C : 0.285Vp-p (IN 75 Ω)
Y, Cb,Cr Characteristics: Video Amplitude Signal DC Level Sync Pulse	Y:1.0Vp-p(IN 75 Ω) Pb:0.7 Vp-p(IN 75 Ω),Pr:0.7 Vp-p(IN 75 Ω)
Video Bandwidth	NTSC: 6 MHz Maximum
HDMI Characteristics	Panel Link T.M.D.S HDMI-1.1
RGB Characteristics: Signal Type Sync Type Input Signal Rating Sync Level: Frequency Range Pixel Color	Analog VGA TTL, Separate Sync, with 4.7KΩ pull-down resistors 1250mv Max without damage to the product, 0-700 mv Full Range 2.5-5.25 V Horizontal: 30-80K Hz, Vertical: 50-75 Hz 16 M

3. Audio

Audio amp of this product shall be provided by “Advanic” with a Model Number of AD8256 , “MTK” MT8202 for N3250W-L shall be used as sound processor. In addition, a pair of speakers shall be integrated within this product. The audio signals of this product shall comply with the specification listed in the following table.

Parameter	Specification	
	Phone Jack out	
	Tuner Input	Base band Input
Speaker Power Output Max Rating	10 W x 2 at 10% T.H.D Distortion	10W x 2 at 10% T.H.D. Distortion
Speaker Impedance	main spk :3 Ω + 3 Ω Treble spk :5.2 Ω	main spk :3 Ω + 3 Ω Treble spk :5.2 Ω
Line In	Per Tuner Spec	500 mV rms (Typ) 1.6 V rms (Max) Impedance: 600 ohms
Line Out	500 mVrms +/- 10% @1K Hz tone (with +/-25k Hz deviation at input, volume with non-attenuation and loading with 47k Ohm)	500 mVrms +/- 10% @1K Hz tone (with +/-25k Hz deviation at input, volume with non-attenuation and loading with 47k Ohm)
Flatness of Amplitude Response (100Hz ~ 10KHz)	+/- 3 db (at 1KHz @1W)	+/- 3 db (at 1KHz @1W)
Total Harmonic Distortion (1KHz @1W)	2%	1%
Signal to Noise (1KHz @1W)	30 dB (40Hz to 15KHz)	40dB(400Hz to 20 kHz)

4. Electrical

The following table defines the electrical specification of this product.

ELECTRICAL SPECIFICATION

Power Input Voltage Range	100-240VAC +/- 10% Wide Range
Input Frequency Range	47-63 Hz
Input Current	3.0A @ 115VAC // 1.5A @ 230VAC
Power Supply Inrush	Max in < 150A (with fully loaded power supply) at 230Vac

	Shall not result in permanent failure of power supply (including blown fuse)
Power Consumption: Normal	Normal: 150 W (Max) // Stand by: < 3 W
Interference with RF and Video	There shall be no visible interference between power supply, RF and video signals. This applies to all available RF channels and video modes.
Electromagnetic Compatibility	This product shall adhere to the compatibility and immunity specifications in FCC.
Power Supply Transient Immunity (Supply Transients and Outage)	Able to withstand an ANSI / IEEE C62.41 – 1980 2000V ring wave with no damage.
Surge Immunity Test	Able to withstand 1.25X nominal Line Voltage for one cycle with no damage.
Power Supply Missing Cycle Immunity	Function properly without reset or visible screen artifact when 1/3 cycle of AC Power is randomly missing.
Power Supply Acoustics	Power supply shall not produce any audible noise during startup and normal operation. Audible shall define to be in compliance with ISO 7779 (DIN EN27779: 1991) . Power Switch noise shall be Excluded.
Efficiency	>= 80% @ full load, nominal line
Leakage Current	<0.5mA @ 240VAC
Power Saving(DPMS)	N/A
Recovery Time	< 3 sec.
Power Factor Correction	Compliant with EN61000-3-2

5. Firmware & OSD

The product firmware of VS11257-1M / VS11335-1M shall have a firmware version of V:P01. Any changes/revisions afterward shall also be pre-approved by ViewSonic in written. For VS11257-1M / VS11335-1M, its firmware shall have a built-in frequency table for NTSC/ATSC off-air TV/CATV, Closed-Caption, and with MTS implementation.

All audio/video and other output adjustments shall be performed by using an On Screen Display (OSD) via a Remote Control Unit (RCU) adjustments. The following tables list the OSD functions supported by VS11257-1M / VS11335-1M.

OSD Table for VS11257-1M / VS11335-1M

OSD	
Brightness	Adjust the Black levels
Contrast	Adjust the White levels
Sharpness	Adjust the Sharpness levels
Color	Adjust the Color levels
Tint	Adjust the Tint levels
Color Temperature	Selections on Normal, Warm, user, Cold
Back Light	Adjust the Back Light levels
Aspect ratio	Selections the Image Size on Full, Wide1, Wide2, Wide3, 4:3, 16:9, No scale, Normal
Language	Selections English, Spanish , By area have some difference
OSD Timeout	Set OSD disappearing time
Memory recall	Set user settings to factory preset value
Treble	Adjust the Hi Frequency levels
Bass	Adjust the Low Frequency levels
Balance	Adjust the Spk output levels
Audio out	Audio signal output On or Off
Surround	Surround sound effect On or Off
Auto Scan	TV program Auto Search
Tuner Mode	Selections TV sources to Air or Cable
Channel Edit	TV channel name edit

Channel Add/Del.	TV channel Add or Delete
Parental	TV program controlled by parents via password setting
RCU Key function	
Power	Soft power on or off
Picture	Picture effect selections on Cinema, Sport, Vivid, Hi-bright, and User
Sound	Sound effect selections on Rock, POP, Live, Dance, Techno, Classic, Soft, and User
TV	Swap analog TV (NTSC and PAL). Swap to TV when in other source
MTS	Selection on Mono, Stereo and Sap sound
Sleep	Set TV Power off time
Info	Display current source input information
Mute	Mute On or Off sound
0 ~ 9, 100/-	Direct channel key number
Return	Return to last channel
Guide	Electric program guide on Digital TV
CH up/down	Adjust channel up or channel down
Volume	Adjust the Volume levels
Up/Down/Left/Right arrows	Select or adjust the function of OSD
Fav.ch	Switch to favorite channel
Fav.A/D	Add or Del favorite channel
Menu	Turn On or Off OSD main menu or exit current menu
Input	Selections Input Source
Freeze	To freeze the current image
Zoom	Enlarge or shrink current image on the screen
Wide	Adjust image size on Full, Wide1, Wide2, Wide3, 4:3, 16:9, No scale, Normal
Enter	Confirm the selection
PIP/POP	Toggle to select PIP or POP function
P.Pos	Adjust picture position of sub source during in PIP
P.size	Adjust image size of sub source during in PIP
Swap	Switch between main screen and sub screen during in PIP or POP
P.input	Sub source selection during in PIP or POP
C.C	Displaying captions during closed caption source and closed caption mode select
V-chip	Set V-chip rating

6. Remote Control Unit (RCU)

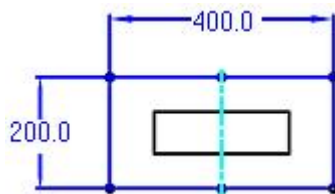
An IR remote control unit shall accompany this product along with battery. In addition, this remote control unit shall have an operational distance of 5 meters and an operational angle of 15 degrees for both horizontal and vertical.

Parameter	Specification
Type	IR; Made by Bontech Electronics Co., Ltd.
Range	Off axis $\pm 15^\circ \geq 5M$ On axis: $\geq 7M$
Life Testing (Buttons)	100,000 cycle operations at a rate of 20~30 cycle / minute without load (with battery)
Color	Painting Color - PANTONE 427C (Black for front bezel & back cover) Power Key - PANTONE 032C (RED) Key Pads - PANTONE 11C & PANTONE 5C(Cool Gray) Texts Printed on Front Cover and Key Pads - PANTONE 427C, PANTONE 433C(Black)

7. Mechanical

The following table defines the mechanical specifications of this product for both chassis and cabinet.

Parameter	Specification
Dimension	W=808mm, H=628mm and D=243mm
Net Weight	21.7kg(47.7 ib)
Chassis Plastic Material	ABS (ABS HB / ABS VO / PC+ABS)
External Plastic Chassis Components	Plastic Chassis, Cover, Stand, Lens and Button
Internal Plastic Cabinet Components	N/A
Exterior Chassis Color	“Black” Pantone 4001
Chassis Component’s Color Difference	N/A (Only silver color on chassis)
Chassis Color Drift Due to UV-Light	The color drift due to UL-Light shall be less than 10 “Delta E” in the 1976 CIE L*a*b color space. Testing shall be performed according to the requirements of ASTM Test Method D4459-93.
Chassis Texture	Front Bezel:N/A ; Back Cover:MT-11020
Molded Plastic	Workmanship shall be inspected according to ViewSonic Molded Plastic Parts Specification, VSCMPPSPEC001V1.2.
Screen Printed Parts, Bird Logo Recess	Artwork shall be provided and confirmed by ViewSonic.
Rear Label	A label identifying the product name, model/serial number and FCC ID/Logo shall be placed into the rear label recess located on the rear panel of the chassis.
Wall- Mount	400mmx200mm VESA high hole (n=6),pattren 6mm,1.0 pitch x 10mm long screw mounting kit not included. (Figure 7)
Sample	Sample of textured color chips, plastic material specification, and Material Safety Data Sheets shall be submitted to ViewSonic prior to Mass Production Release.



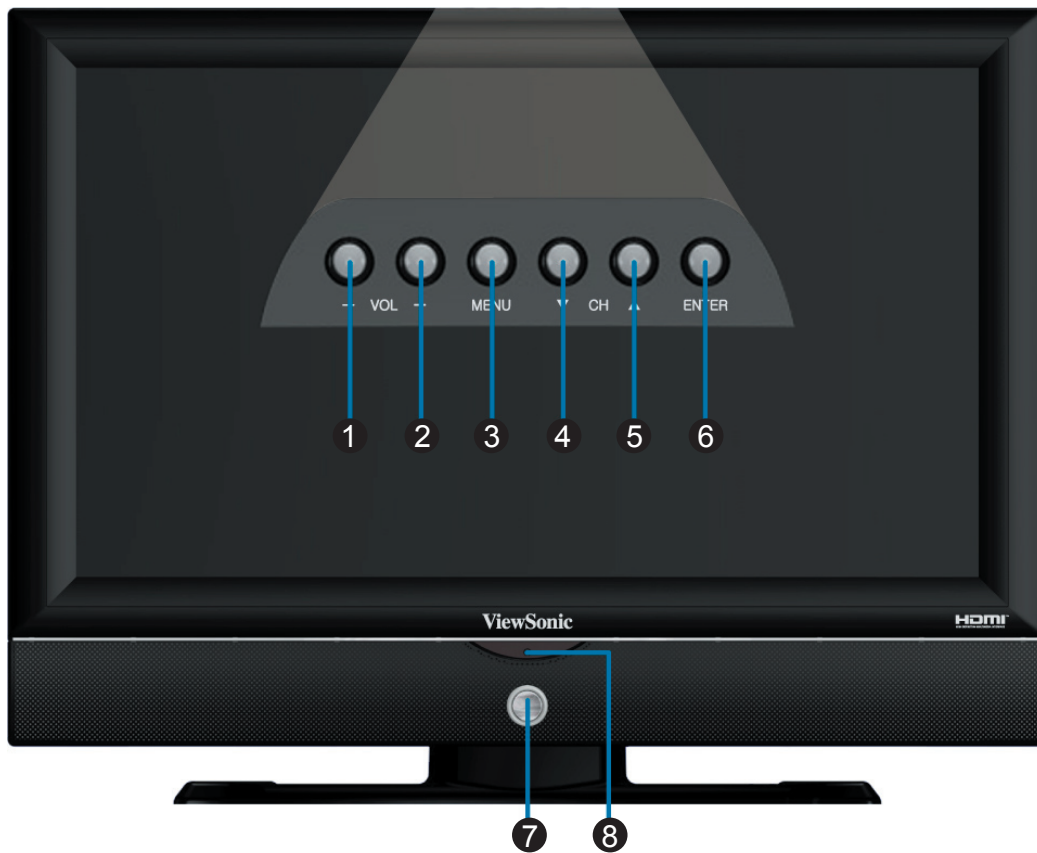
In addition, all exterior surfaces shall have uniform texture/color. The maximum acceptable gap between the buckets to bezel plastic pieces shall be within 1.5 mm. The maximum acceptable gap between LCD panel and bezel shall be within 2.5 mm.

8. Environmental

Operating Temperature	0°C to +40°C
Storage Temperature	-20°C to +60°C
Operating Relative Humidity	65% non-condensing
Storage Relative Humidity	85% non-condensing
Operating Altitude	0 to +3,000 meters above sea level
Storage Altitude	0 to +12,000 meters above sea level

3. Front Panel Function Control Description

Front View of the Product

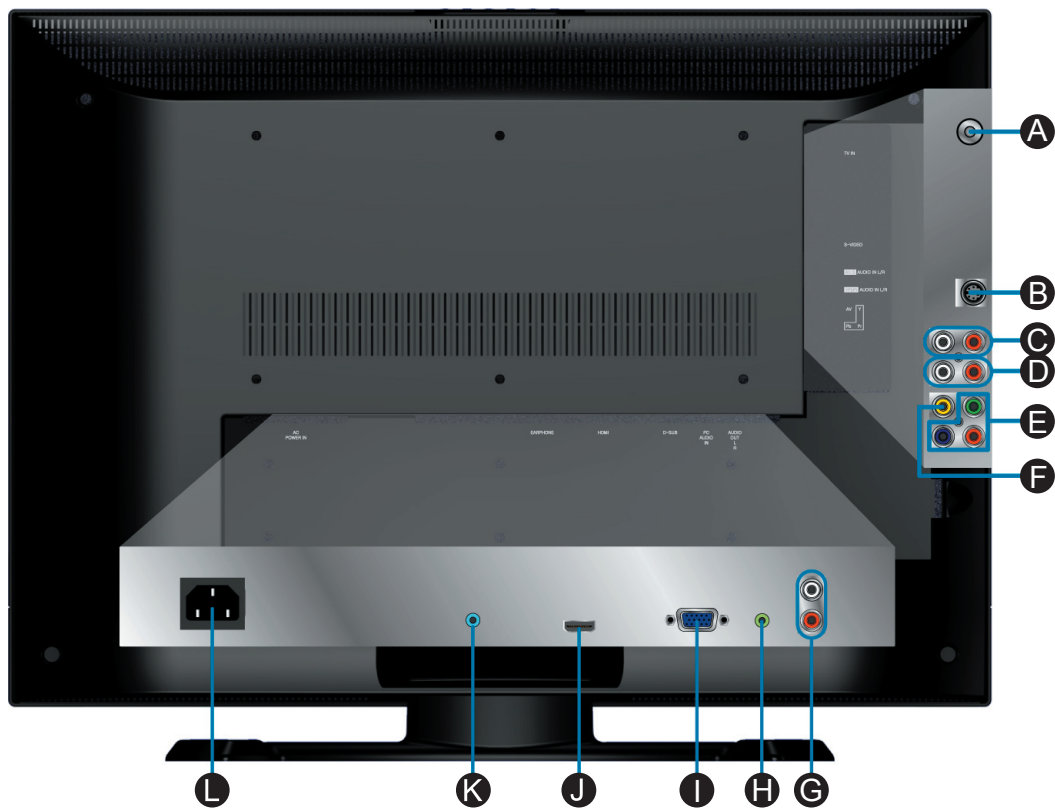


- 1 Volume Down**
Decrease sound volume or adjust a highlighted control while in OSD menu.
- 2 Volume Up**
Increase sound volume or adjust a highlighted control while in OSD menu.
- 3 Menu**
Turn OSD menu ON/OFF.
- 4 CH Down**
Channel down when source is at TV or select a control while in OSD menu.
- 5 CH Up**
Channel up when source is at TV or select a control while in OSD menu.
- 6 ENTER**
To highlight a control in OSD menu.
- 7 Power ON/OFF button**
- 8 Power LED Indicator / Remote Control Receiver**

Note:

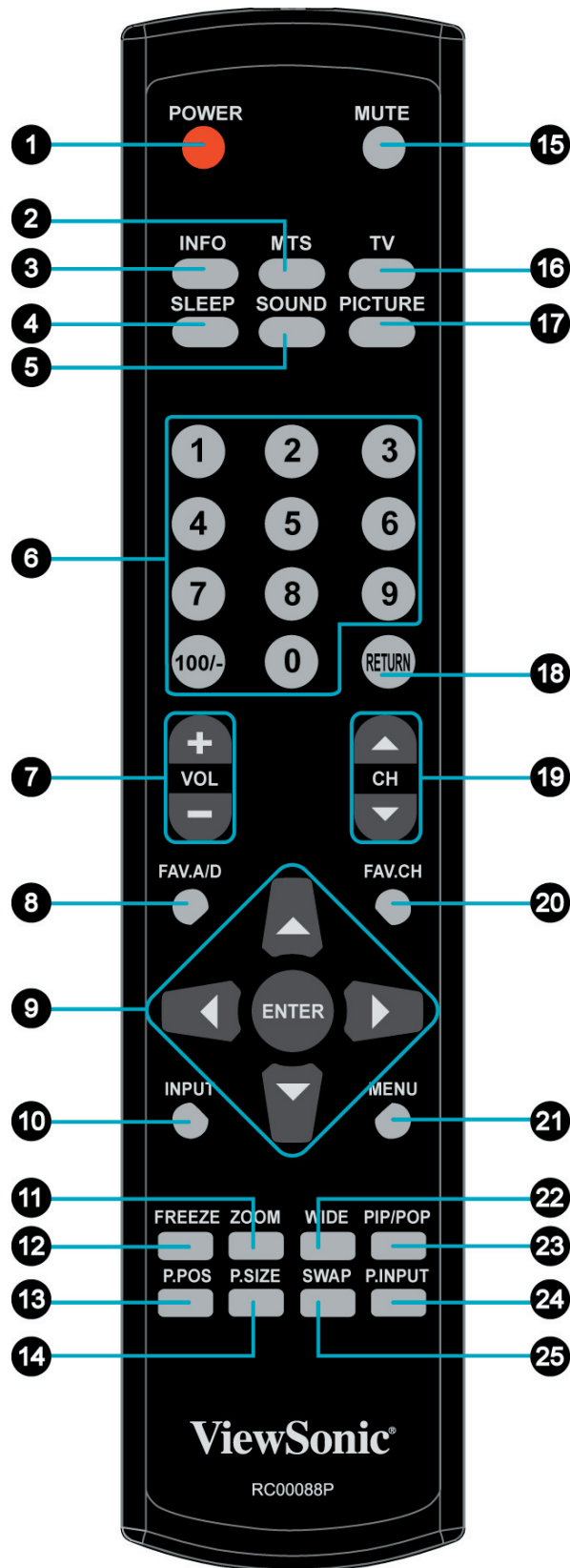
1. Press **VOL+** and **MENU** buttons at the same time to lock power button, and press **VOL+** and **MENU** buttons again to unlock it.
2. Press **VOL-** and **VOL+** buttons at the same time to lock OSD menu, and press **VOL-** and **VOL+** buttons again to unlock it.

Rear View of the Product



- A Analog TV input**
Connect to NTSC, PAL M/N TV source.
- B S-Video input**
Connect this port to the S-Video output of A/V device.
- C AV/ S-Video signal Audio input (left/right)**
Connect this port to the RCA audio output connectors of your A/V device.
- D YPbPr signal Audio input (left/right)**
Connect this port to the RCA audio output connectors of your A/V device.
- E YPbPr signal input**
Connect this port to the YPbPr output of A/V device.
- F Composite Video input**
Connect this port to the composite video output of A/V device.
- G Audio output**
Connect this port to your A/V device with audio in (RCA) connectors or to audio amplifier.
- H PC Audio input**
Connect this port to PC line out jack.
- I VGA signal input**
Connect this port to the VGA output of your PC.
- J HDMI Input Terminal**
Connect this port to the HDMI output of A/V device.
- K Headphone Jack**
Connect this port to your headphone.
- L Power (AC input)**
Using power cord provided, connect to a power source.

Remote Control



Remote control button function as follow

1	POWER	Power ON/OFF
2	MTS	Select Mono, Stereo or SAP in TV
3	INFO	Display current information
4	SLEEP	Set TV Sleep timer
5	SOUND	Select sound modes
6	0~9, 100/- number button	Directly channel select
7	VOL+ and VOL-	Adjust volume UP/DOWN
8	FAV.A/D	To skip or restore Favorite Channels
9	UP/ DOWN/ LEFT/ RIGHT/ ENTER	UP/ DOWN/ LEFT/ RIGHT: Navigate and adjust OSD function ENTER: Enter the function setting
10	INPUT	Input source select
11	ZOOM	Adjust window size
12	FREEZE	“Freeze-Frame” the current screen
13	P.POS	Adjust sub-screen window position
14	P.SIZE	Adjust sub-screen window size
15	MUTE	Volume mute ON/OFF
16	TV	Switch to TV when in any source
17	PICTURE	Select picture modes
18	RETURN	Return to previous channel
19	CH▲ and CH▼	Adjust Channel UP/DOWN
20	FAV. CH	Select from preset Favorite Channels
21	MENU	On Screen Display (OSD) menu ON/OFF
22	WIDE	Change the image size
23	PIP/POP	Toggle to enable/disable Picture in Picture/Picture Out of Picture function
24	P.INPUT	POP/PIP input source select
25	SWAP	Switch between main screen and sub-screen


Note: PIP means Picture In Picture. POP means Picture Out Of Picture.

OSD Functions

ADVANCED OPERATION — OSD MENU

Video Menu — Adjusting the picture quality

Video Menu is active in all but the VGA input source.




- **Contrast:** To adjust contrast of video. (right: Max, left: Min.)
- **Brightness:** To adjust luminance of video. (right: Max, left: Min.)
- **Color:** To adjust color. (right: brilliant color, left: pale color.)
- **Tint:** To adjust tint level. (right: greenish tone, left: reddish tone.)
- **Sharpness:** To adjust picture sharpness. (right: sharper, left: softer.)

Note: To adjust the Video settings, Smart Picture must be set to the User mode. (Select through the Picture button on the remote control)

Audio Menu — To set the audio quality and status

Audio Menu is active in all but the VGA input source.

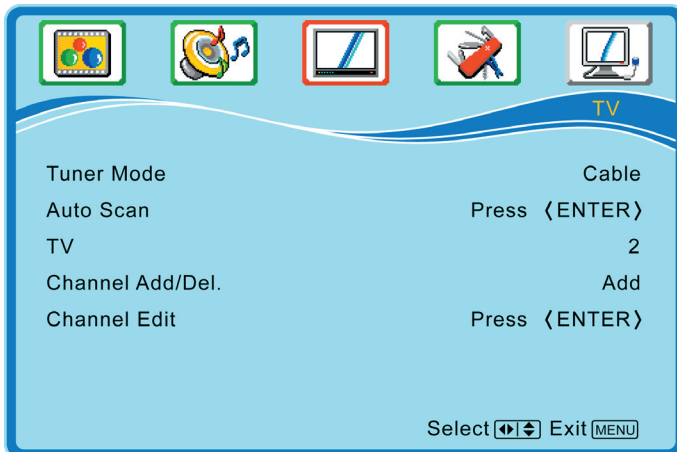


- **Bass:** To adjust bass.
- **Treble:** To adjust the treble.
- **Balance:** To adjust left and right audio balance.
- **Surround:** To enjoy a concert hall effect, select **On** when stereo is playing.
- **Audio Out:** To control sound output ON/OFF from the RCA audio out connectors.

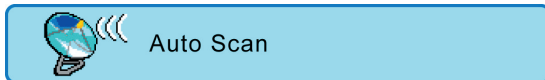
Note: To adjust the Audio settings, Smart Sound must be set to the User mode. (Select through the Sound button on the remote control)

TV Menu — To set up for TV

It is only active in TV source.



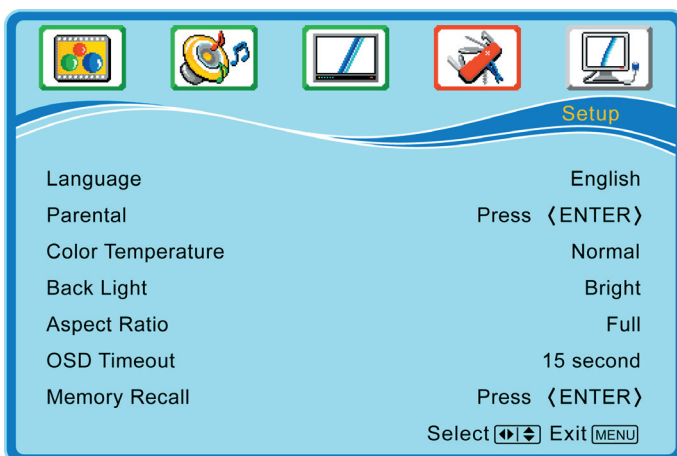
- **Tuner Mode:** To select Cable or Air as the TV source.
- **Auto Scan:** To auto scan the TV channels. Press **ENTER** to start auto scanning TV channels. Press **ENTER** again at any time to interrupt scanning.



- **TV:** To select the TV channel to be skipped. Press ◀▶ to change channel.
- **Channel Add/Del.:** Select **Delete** to skip the channel appointed, or select **Add** to restore the channel appointed.
- **Channel Edit:** Press **ENTER** to edit a name for the channel appointed. Use ▲▼◀▶ to select the letters you want, and use **BackSpace** key to delete backwards. Move the cursor to **OK** and then press **ENTER** to complete and save the channel name. To cancel editing, choose **Cancel** or exit without pressing **OK**.

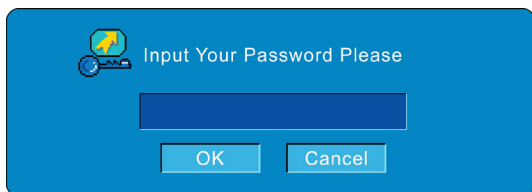
Setup Menu — To set up OSD window

Setup Menu is active in all input sources.



- **Language:** To select a OSD language from English, Portuguese or Spanish.
- **Parental:** To set up parental control.

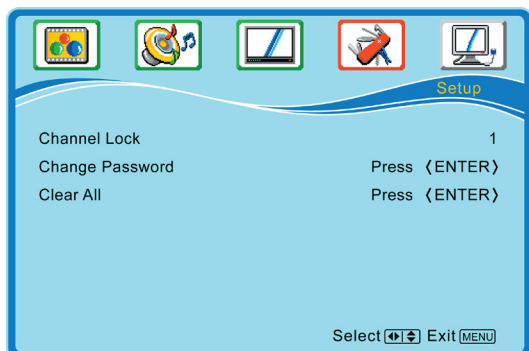
When you enter this control, the screen below will be displayed.



The factory default of the password is "0000".

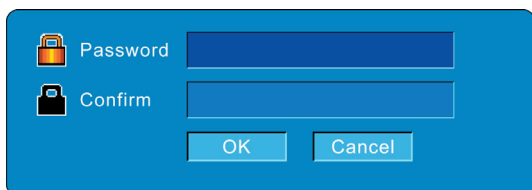
To enable parental control, input the password, press ▼ button to focus on **OK** key, and press **ENTER**. (select **Cancel** if you want to exit)

After entering, the following screen will be shown.



Channel Lock: To lock channels. Use ◀▶ to select the channel you want to lock, and then press **ENTER** to lock or unlock it.

Change Password: To change the password, press **ENTER** and enter the password again. Press **ENTER**, and the following screen appears.



Enter the new password, use ▼ to move the cursor down, and then enter the new password again, press **OK** to confirm or **Cancel** to exit.

Note: Please make sure you remember your new password after changing, because you cannot recall the default setting of the password by any selection.

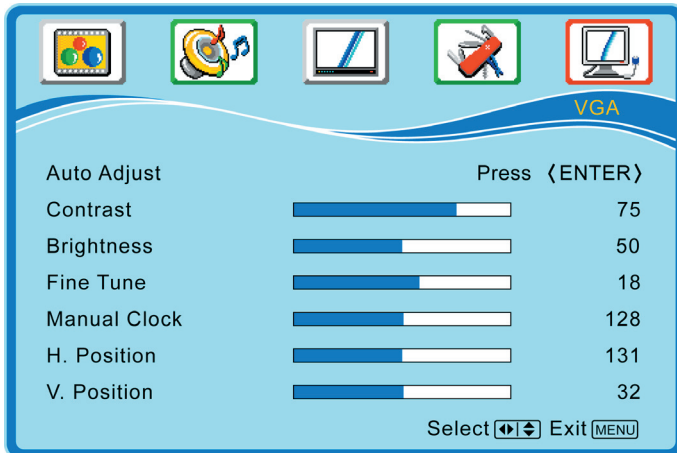
Clear All: To clear all the locks set before, press **ENTER**.

Press **MENU** to return to the previous page.

- **Color Temperature:** To select the color temperature from Warm, Cold, Normal or User. (If you select User, you can adjust the degree of R, G, B in Color Temp. to suit your personal preference.)
- **Back Light:** To adjust the luminance of the back light.
- **Aspect Ratio:** To select image size between Normal, Full, Wide1, Wide2, Wide3, 4:3, 16:9, and No scale.
- **OSD Timeout:** To setup the display time of OSD. (5, 15, 45, and 60 seconds)
- **Memory Recall:** To restore the factory default settings.

VGA Menu — To set up for computer

It is only active in VGA sources.



- **Auto Adjust:** Press **ENTER** to auto adjust picture's horizontal position, vertical position, fine tune and H-Size.
- **Contrast:** To adjust contrast of the video.
- **Brightness:** To adjust luminance of the video.
- **Fine Tune:** To adjust the delay time of data and clock to reduce noise in picture.
- **Manual Clock:** To adjust the horizontal pixel clock of the video.
- **H Position:** To adjust the horizontal position of the picture.
- **V Position:** To adjust the vertical position of the picture

PIP/POP

PIP/POP button allows you to watch two screens from different sources at the same time. (PIP is picture in picture; POP is picture out of picture)

Press **PIP/POP** on the remote control repeatedly.

The screen will change from normal screen → PIP screen → POP screen.



• PIP Input Source Select


1. Press **P.INPUT** button to select input source for sub-screen as following.

Main Screen	Available Sub-Screen Input Source
TV	HDMI / YPbPr / VGA
HDMI	TV / YPbPr / AV / S-Video / VGA
YPbPr	TV / HDMI / AV / S-Video
AV	HDMI / YPbPr / VGA
S-Video	HDMI / YPbPr / VGA
VGA	TV / HDMI / AV / S-Video

2. Use ◀▶ to select the sub-input source and press **ENTER** to confirm.

Note: To select the input source for main screen, press **INPUT** button.

- **SWAP:** Press **SWAP** to exchange main screen to sub-screen, including video and sound. The function is available both in PIP and POP.



- **PIP Size Select:** Press **P.SIZE** to select the size of sub-screen. The function only acts on PIP.
- **PIP Position Select:** Press **P.POS** to select the position of sub-screen. The function only acts on PIP.



Note that the screen indexed with the pink frame is the screen you select to set up.

Use ◀▶ to move the index between the main screen and the sub-screen.

Notes:Initial password:0000

If you forget your initial password,you can press"8866"to resume.

"MENU" Lock & Un-lock: Pressing "Vol+" and "Vol-" from Front Panel Keys.

"POWER" Lock & Un-lock: Pressing "Vol+" and "MENU" from Front Panel Keys.

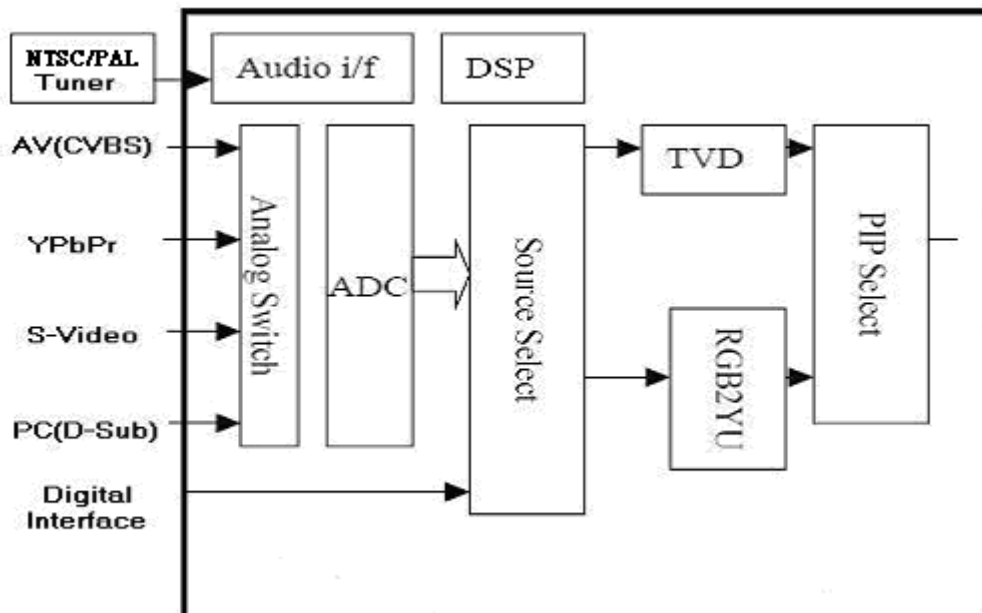
4. Circuit Description

A. Analog Switch and Video input.

MT8202 is a highly integrated video and audio single chip processor for emerging HDTV-Ready LCD TV. It includes one 3D/2D TV Decoder recovering the best image from CVBS, and in addition, its analog input also support popular S-Video, Component, VGA video source. On-chip advanced motion adaptive de-interlacer (MDDitm) converts accordingly the interlace video into smooth non-flicking progressive motion pictures.

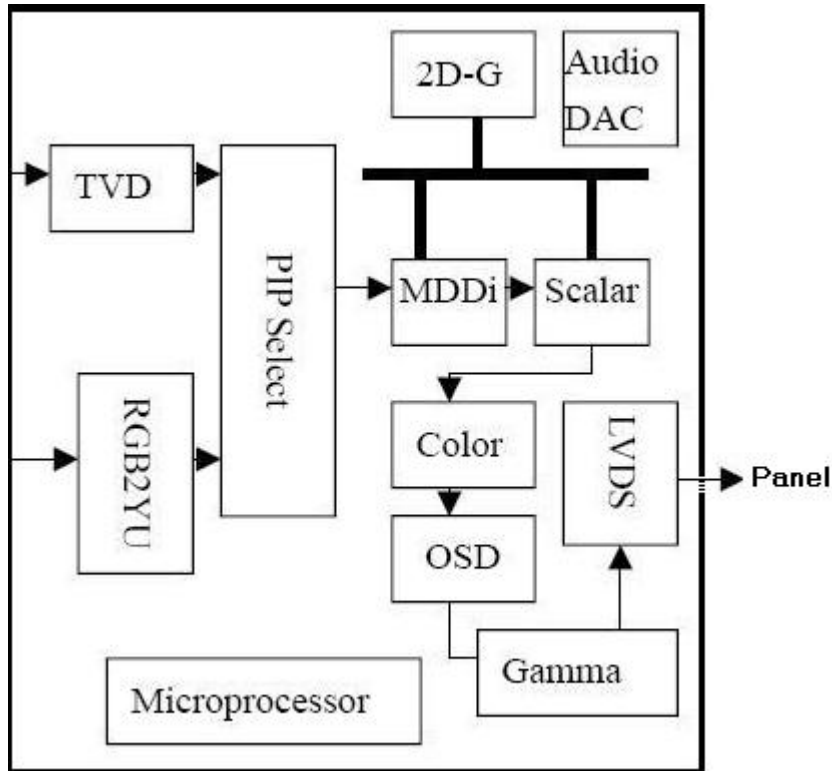
Analog switch is built in MT8202 and accept CVBS, YPbPr, S-Video, RGB signal directly to internal video front end. For most system application, there is no need to add external components to add analog video multiplexer on board.

The video ADC sample analog input signals. After ADC, all signal processing is digital domain. The source select multiplex all inputs from digital and analog video ports and route them into Main and PIP data path.



B. 3D comb filter, Video Decoder, Deinterlacer and Scaling controller.

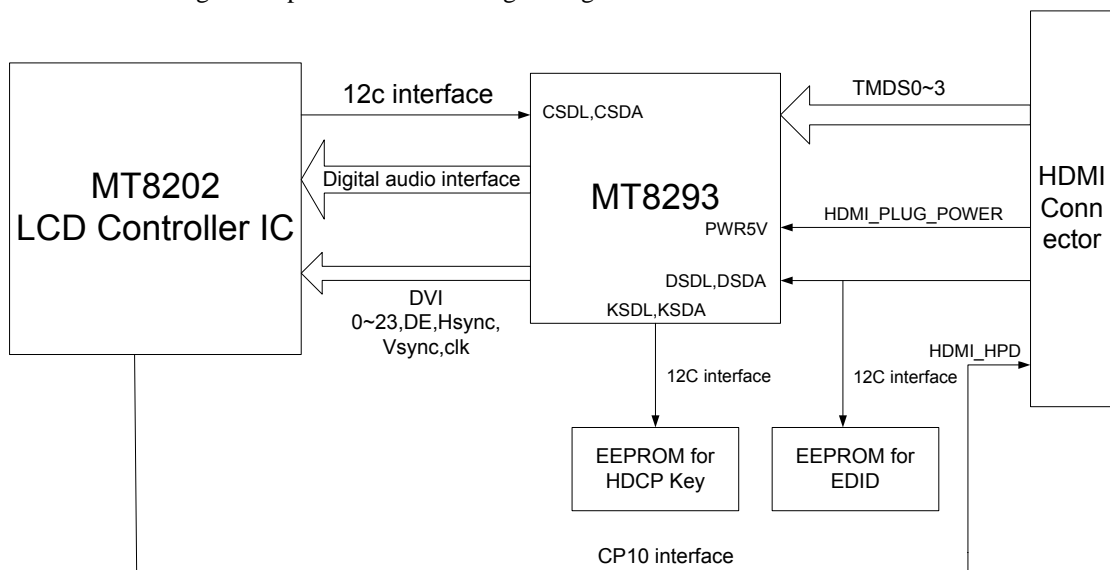
MT8202 includes 3D comb filter TV decoder to retrieve the best image from popular composite signals. Embedded HDTV/VGA decoders let the high bandwidth input signals perfectly reproduced. 24/16/8 bits digital port may accept all kinds of external digital input video source. New 2nd generation advanced motion adaptive de-interlacer converts accordingly the interlace video into progressive one with overlay of a 2D Graphic processor. Advanced full function color processing with fully 10-bit path provides high quality video contents. Independent two Flexible scalers provide wide adoption to various LCD panels for two of different video sources at the same time. MT8202 supports alpha blending for Video and two OSD planes. It also supports 10bit gamma correction and advanced dithering processing for LCD display with 6/8/10 bit output.



C. HDMI.

MT8293 is fully HDMI-compliant receiver that fits directly into home theater products such as LCD TVs, plasma TVs and HDTVs. The receiver is capable of supporting bandwidths up to 165 MHz and video resolutions up to 1080p and UXGA. The MT8293 supports the DVD-Audio standard, including 7.1- surround audio at 96kHz and stereo audio at 192kHz.

The built-in High-bandwidth Digital Content Protection (HDCP) decryption engine secures the digital link for transmission of valuable high-definition video and audio. Built-in HDCP self-test engine simplifies manufacturing testing.



MT8293 has 3 I2C interfaces.

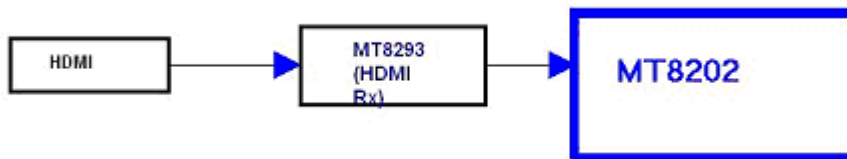
LCD Controller IC use the CSDL/CSDA interface to access MT8293 registers.

MT8293 use KSDL/KSDA interface to read HDCP key from the EEPROM.

HDMI transmitter use DSDL/DSDA to access MT8293 HDCP related register.

HDMI Transmitter will pull high HDMI_PLUG_POWER (pin 18 in connector) when the cable is connected. LCD Controller will pull high HDMI_HPD (pin 19 in connector) to info the HDMI transmitter that the receiver is ready. The HDMI transmitter sends the video & audio to MT8293 via 3 Data TMDS pairs & 1 CLOCK TMDS pairs.

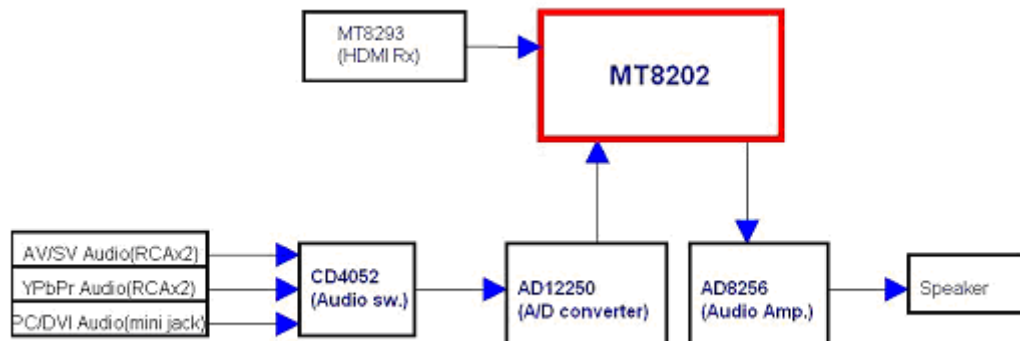
Digital video signals are directly output from the MT8293 and then transfer them to the MT8202 for advanced processing.



D. Audio

MT8202 incorporates a on-chip audio processor decodes whole world standard audio signals from tuner with lip sync control, delivering high quality post-processed sound effect to customers. Audio interface accept analog audio signal from Tuner, e.g. SIF or AF. It also includes preprocessing circuit to filter the noisy audio signals. Audio decoder will decode the BTSC, and output best sound with enhanced 3D surround post-processing.

The AD12250 converts stereo single-ended analog input signals into 24-bit I2S digital audio data through on-chip anti-aliasing filter, multi-bit $\Sigma - \Delta$ modulator, decimation filter and high-pass filter which removes dc offsets. External analog audio signal, such as AV, S-video, etc. is directly fed into AD12250 via a audio switch and converted to I2S digital audio data. Digital audio, such as HDMI, have decoded by MT5351 and MT8293, is converted to I2S digital audio already. The I2S digital audio data is decoded and processed by MT8202, and then be delivered to AD8256 for audio amplifying.



5. Adjusting Procedure

1. Function Test

1.1. Product

- 32" LCD TV

1.2. Test Equipment

-PC signal generator: CHROMA 2525 CARD ,CHROMA 2327 or 2329,Pioneer DV-S969AVi.

-TV and Video signal generator.

-Color analyzer: MINOLTA CA110.

-Power meter: CP-310A or CP-320A.

-AC power supply transformer: 110V/120V ±20% 60Hz ±5%.

-Digital ammeter

1.3. Test Condition

Before function test and alignment, each LCD TV should be run-in and warmed up for at least 30 minutes with the following conditions:

- In room temperature,
- With full-white screen, and 16 grey scale,
- With cycled display modes.

1.4. Test Display Modes & Pattern

1.4.1 EEPROM INIT

A. Timing: 1366*768@60Hz

B. Pattern: 16*12 pane

C. Press 'POWER', '▲' and 'ENTER' at the same time, then go into the FACTORY MODE.



Fig. 1




fig. 2

D. Figure 1, Select EEPROM INITIAL and press ENTER. The act of EEPROM INITIAL is completed when EEPROM INIT disappeared.

1.4.2 COLOR TEMPERATURE ADJUSTING

PC MODE:

A. Timing: 1360*768@60Hz.

B. Pattern: 16 grey scale.

C. LCD TV should be run-in and warmed up for at least 30 minutes.

D. Make sure the distance between SENOR of the CA110 and the LCD TV is about 20cm.

E. Color Temperature adjusting.

1. Fig. 1: under the picture 16 grey scale of VGA source, select WHITE BALANCE and press ENTER, The color warm will auto adjust. The act of WHITE BALANCE is completed when the picture is steady.

2. After adjusting, switch to FULL WHITE and check the value of each color.

Preset color for N3250W-L

$$x=0.283\pm 0.015$$

$$y=0.298\pm 0.015$$

3. Under the picture NTSC color bar of YPbPr source, select WHITE BALANCE and press ENTER, The color warm will auto adjust. The act of WHITE BALANCE is completed when WHITE BALANCE disappeared.

4. After adjusting, switch to FULL WHITE and check the value of each color.

Preset color for N3250W-L

$$x=0.283\pm 0.015$$

$$y=0.298\pm 0.015$$

1.4.3 Power Consumption Check (VGA MODE)

- A. TIMING: 1360 x 768@60Hz
- B. Pattern: 1010 UPRIGHTNESS PATTERN
- C. BRIGHTNESS=MAX, CONTRAST=MAX.
- D. The power that each MODE consumed is shown in Chart 1.

MODE	MAX POWER COMSUMED	POWER LED COLOR
NORMAL	150W(max) for 27"	GREEN
	200W(max) for 32"	
Stand-by	3 W (max)	RED

Chart 1

1.4.4 Check the position of the picture displayed and phase auto adjusting (VGA MODE).

Depend on the TIMING of TIMING TABLE (TABLE 3) to switch MODE in order, stay about 10 seconds each MODE, it can changed and stored automatically each MODE. We can't switch over to the next MODE until AUTO ADJUST disappears.

1.4.5 HDMI MODE FUNCTION TEST

A. DVI MODE: Depend on the TIMING of TIMING TABLE (TABLE 3) to check MODE in order.

B. HDMI MODE: make sure the 480i, 480p, 720p, 1080i TIMING is right.

1.4.6 OSD FUNCTION TEST

A. Time: 1360x768@60Hz

B. Pattern: 16*12 pane

C. Make sure that Each FUNCTION has one right action.

1.4.7 YPbPr, S-VIDEO, AV, TVS FUNCTION TEST

A. Input YPbPr, S-VIDEO, AV , TV's signal and check.

B. Input USA air channel (TABLE 1) and USA CATV channel for TV channel.

C. Under YPbPr MODE, Make sure the 408i, 480P, 720P, 1080i is right.

1.4.8 AUDIO FUNCTION TEST

A. Audio input includes PC AUDIO IN, S-VIDEO/AV AUDIO IN and YPbPr AUDIO IN.

B. Under PC MODE, input PC AUDIO signal, checks whether the action of AUDIO IN is right.

C. Under S-VIDEO/AV MODE, input L/R AUDIO signal, checks whether the action of AUDIO IN is right.

D. Under YPbPr MODE, input L/R AUDIO signal, checks whether the action of AUDIO IN is right.

E. Under HDMI MODE, checks whether the action of AUDIO IN is right.

F. AUDIO OUT FUNCTION TEST: Under all patterns except PC pattern, The Audio output meets active extra speaker, examines whether the extra speaker makes the sound.

1.4.9 EARPHONE FUNCTION TEST

Under PC MODE, input PC AUDIO signal, determines whether the action of INT SPEAKER output is right. Meets earphone with the EARPHONE, Determined whether the action of EARPHONE output is normal.

1.4.10 All Modes Reset

After final QC step, we must to erase all saved changes again and restore the factory defaults.

You should do “All Mode Reset” again.
Turn off the LCD TV by pressing “Power” button.

TV Frequency Table:
U.S.A Channel (TABLE 1)
VIF 45.75 MHz, SIF 41.25 MHz

(Unit : MHz)

Ch.	Freq.range	fp (picture)	fs (sound)	fosc	Ch.	Freq.range	fp (picture)	fs (sound)	fosc
2	54 – 60	55.25	59.75	101.00	43	644 – 650	645.25	649.75	691.00
3	60 – 66	61.25	65.75	107.00	44	650 – 656	651.25	655.75	697.00
4	66 – 72	67.25	71.75	113.00	45	656 – 662	657.25	661.75	703.00
5	76 – 82	77.25	81.75	123.00	46	662 – 668	663.25	667.75	709.00
6	82 – 88	83.25	87.75	129.00	47	668 – 674	669.25	673.75	715.00
7	174 – 180	175.25	179.75	221.00	48	674 – 680	675.25	679.75	721.00
8	180 – 186	181.25	185.75	227.00	49	680 – 686	681.25	685.75	727.00
9	186 – 192	187.25	191.75	233.00	50	686 – 692	687.25	691.75	733.00
10	192 – 198	193.25	197.75	239.00	51	692 – 698	693.25	697.75	739.00
11	198 – 204	199.25	203.75	245.00	52	698 – 704	699.25	703.75	745.00
12	204 – 210	205.25	209.75	251.00	53	704 – 710	705.25	709.75	751.00
13	210 – 216	211.25	215.75	257.00	54	710 – 716	711.25	715.75	757.00
14	470 – 476	471.25	475.75	517.00	55	716 – 722	717.25	721.75	763.00
15	476 – 482	477.25	481.75	523.00	56	722 – 728	723.25	727.75	769.00
16	482 – 488	483.25	487.75	529.00	57	728 – 734	729.25	733.75	775.00
17	488 – 494	489.25	493.75	535.00	58	734 – 740	735.25	739.75	781.00
18	494 – 500	495.25	499.75	541.00	59	740 – 746	741.25	745.75	787.00
19	500 – 506	501.25	505.75	547.00	60	746 – 752	747.25	751.75	793.00
20	506 – 512	507.25	511.75	553.00	61	752 – 758	753.25	757.75	799.00
21	512 – 518	513.25	517.75	559.00	62	758 – 764	759.25	763.75	805.00
22	518 – 524	519.25	523.75	565.00	63	764 – 770	765.25	769.75	811.00
23	524 – 530	525.25	529.75	571.00	64	770 – 776	771.25	775.75	817.00
24	530 – 536	531.25	535.75	577.00	65	776 – 782	777.25	781.75	823.00
25	536 – 542	537.25	541.75	583.00	66	782 – 788	783.25	787.75	829.00
26	542 – 548	543.25	547.75	589.00	67	788 – 794	789.25	793.75	835.00
27	548 – 554	549.25	553.75	595.00	68	794 – 800	795.25	799.75	841.00
28	554 – 560	555.25	559.75	601.00	69	800 – 806	801.25	805.75	847.00
29	560 – 566	561.25	565.75	607.00					
30	566 – 572	567.25	571.75	613.00					
31	572 – 578	573.25	577.75	619.00					
32	578 – 584	579.25	583.75	625.00					
33	584 – 590	585.25	589.75	631.00					
34	590 – 596	591.25	595.75	637.00					
35	596 – 602	597.25	601.75	643.00					
36	602 – 608	603.25	607.75	649.00					
37	608 – 614	609.25	613.75	655.00					
38	614 – 620	615.25	619.75	661.00					
39	620 – 626	621.25	625.75	667.00					
40	626 – 632	627.25	631.75	673.00					
41	632 – 638	633.25	637.75	679.00					
42	639 – 644	639.25	643.75	685.00					

U.S.A. CATV (TABLE 2)
VIF 45.75 MHz, SIF 41.25 MHz

(Unit : MHz)

Ch.	Freq.range	fp (picture)	fs (sound)	fosc	Ch.	Freq.range	fp (picture)	fs (sound)	fosc		
2	2	54 – 60	55.25	59.75	101.00	JJ	46	354 – 360	355.25	359.75	401.00
3	3	60 – 66	61.25	65.75	107.00	KK	47	360 – 366	361.25	365.75	407.00
4	4	66 – 72	67.25	71.75	113.00	LL	48	366 – 372	367.25	371.75	413.00
5A	1	72 – 78	73.25	77.75	119.00	MM	49	372 – 378	373.25	377.75	419.00
5	5	76 – 82	77.25	81.75	123.00	NN	50	378 – 384	379.25	383.75	425.00
6	6	82 – 88	83.25	87.75	129.00	OO	51	384 – 390	385.25	389.75	431.00
A-5	95	90 – 96	91.25	95.75	137.00	PP	52	390 – 396	391.25	395.75	437.00
A-4	96	96 – 102	97.25	101.75	143.00	QQ	53	396 – 402	397.25	401.75	443.00
A-3	97	102 – 108	103.25	107.75	149.00	RR	54	402 – 408	403.25	407.75	449.00
A-2	98	108 – 114	109.25	113.75	155.00	SS	55	408 – 414	409.25	413.75	455.00
A-1	99	114 – 120	115.25	119.75	161.00	TT	56	414 – 420	415.25	419.75	461.00
A	14	120 – 126	121.25	125.75	167.00	UU	57	420 – 426	421.25	425.75	467.00
B	15	126 – 132	127.25	131.75	173.00	VV	58	426 – 432	427.25	431.75	473.00
C	16	132 – 138	133.25	137.75	179.00	WW	59	432 – 438	433.25	437.75	479.00
D	17	138 – 144	139.25	143.75	185.00	AAA	60	438 – 444	439.25	443.75	485.00
E	18	144 – 150	145.25	149.75	191.00	BBB	61	444 – 450	445.25	449.75	491.00
F	19	150 – 156	151.25	155.75	197.00	CCC	62	450 – 456	451.25	455.75	497.00
G	20	156 – 162	157.25	161.75	203.00	DDD	63	456 – 462	457.25	461.75	503.00
H	21	162 – 168	163.25	167.75	209.00	EEE	64	462 – 468	463.25	467.75	509.00
I	22	168 – 174	169.25	173.75	215.00		65	468 – 474	469.25	473.75	515.00
7	7	174 – 180	175.25	179.75	221.00		66	474 – 480	475.25	479.75	521.00
8	8	180 – 186	181.25	185.75	227.00		67	480 – 486	481.25	485.75	527.00
9	9	186 – 192	187.25	191.75	233.00		68	486 – 492	487.25	491.75	533.00
10	10	192 – 198	193.25	197.75	239.00		69	492 – 498	493.25	497.75	539.00
11	11	198 – 204	199.25	203.75	245.00		70	498 – 504	499.25	503.75	545.00
12	12	204 – 210	205.25	209.75	251.00		71	504 – 510	505.25	509.75	551.00
13	13	210 – 216	211.25	215.75	257.00		72	510 – 516	511.25	515.75	557.00
J	23	216 – 222	217.25	221.75	263.00		73	516 – 522	517.25	521.75	563.00
K	24	222 – 228	223.25	227.75	269.00		74	522 – 528	523.25	527.25	569.00
L	25	228 – 234	229.25	233.75	275.00		75	528 – 534	529.25	533.75	575.00
M	26	234 – 240	235.25	239.75	281.00		76	534 – 540	535.25	539.75	581.00
N	27	240 – 246	241.25	245.75	287.00		77	540 – 546	541.25	545.75	587.00
O	28	246 – 252	247.25	251.75	293.00		78	546 – 552	547.25	551.75	593.00
P	29	252 – 258	253.25	257.75	299.00		79	552 – 558	553.25	557.75	599.00
Q	30	258 – 264	259.25	263.75	305.00		80	558 – 564	559.25	563.75	605.00
R	31	264 – 270	265.25	269.75	311.00		81	564 – 570	565.25	569.75	611.05
S	32	270 – 276	271.25	275.75	317.00		82	570 – 576	571.25	575.75	617.00
T	33	276 – 282	277.25	281.75	323.00		83	576 – 582	577.25	581.75	623.00
U	34	282 – 288	283.25	287.75	329.00		84	582 – 588	583.25	587.75	629.00
V	35	288 – 294	289.25	293.75	335.00		85	588 – 594	589.25	593.75	635.00
W	36	294 – 300	295.25	299.75	341.00		86	594 – 600	595.25	599.75	641.00
AA	37	300 – 306	301.25	305.75	347.00		87	600 – 606	601.25	605.75	647.00
BB	38	306 – 312	307.25	311.75	353.00		88	606 – 612	607.25	611.75	653.00
CC	39	312 – 318	313.25	317.75	359.00		89	612 – 618	613.25	617.75	659.00
DD	40	318 – 324	319.25	323.75	365.00		90	618 – 624	619.25	623.75	665.00
EE	41	324 – 330	325.25	329.75	371.00		91	624 – 630	625.25	629.75	671.00
FF	42	330 – 336	331.25	335.75	377.00		92	630 – 636	631.25	635.75	677.00
GG	43	336 – 342	337.25	341.75	383.00		93	636 – 642	637.25	641.75	683.00
HH	44	342 – 348	343.25	347.75	389.00		94	642 – 648	643.25	647.75	689.00
II	45	348 – 354	349.25	353.75	395.00						

1.5. TV receiving test:

1.5.1 TV SIGNAL TEST ITEM

CENTRALISM TRANSMITTING SIGNAL CHECK CONTENT

CHANNEL ORDER	FREQUENCY (MHz)	SET CONTENT			CHECK CONTENT
		PATTERN	SOUND	P/S(dB)	
CHANNEL 2	55.25	MONO SCOPE	SWEEP TONE	-10	ELECTRIC ABNORMITY SOUND
CHANNEL 6	83.25	COLOR BAR	400Hz	-10	SOUND ,PICTURE
CHANNEL 7	175.25	Full White (100 IRE)	STEREO	-10	STERO FUNCTION
CHANNEL 13	211.25	STAIR	DUAL	-10	SUB FUNCTION
CHANNEL 14	471.25	MULTIBURST	MONO	-16	IMAGE AND SOUND DISTURB
CHANNEL 36	603.25	MULTIBURST	MONO	-10	TEST Close-caption T1 FUNCTION
CHANNEL 69	801.25	MONO SCOPE	MONO(1KHz)	-10	NOISE LIMMITTED SENSITIVITY

TV TEST METHOD

- A.CHANNEL2 Examines sound by ear, whether the sound does have mechanical resonation and the electrical unusual sound, and image to sound disturbance.
- B.CHANNEL6: Check sound and picture.
- C.CHANNEL7: Examines whether the sound does receive the image disturbance, Judgment basis: Whether there is unusual sound, input signal LEVEL<=36dBu,and STEREO SENSITIVITY is normal.
- D.CHANNEL13: Under main/sub/main-sub mode, check sub function.
- E.CHANNEL14: Examines whether the sound does receive the image disturbance, Judgment basis: Whether there is unusual sound.
- F. CHANNEL 36:Check T1 of close-caption. Input signal level<=45dBu.
- G.CHANNEL 69: Adjustment attenuator, If the critical point of the change of the image signal to noise ratio is under LEVEL<=60dBu, regards as normally.

PRODUCTS OUTPUT CHECK ITEM.

- A. The same as " CENTRALISM TRANSMITTING SIGNAL CHECK CONTENT"
- B. saturation TEST, inputs the TV signal, the input signal LEVEL establishment most greatly is 90dBu,check whether CONTRAST of the image is normal; Whether appears the disturbance phenomenon.
- C.AFT CHECK,
 - (1) The frequency of the input TV signal is 211.25MHz (CH13), after confirmed the TV set receives this signal, closure radio station; Then set frequency of the TV signal generator to be 212.25MHz, turn on the TV set and check whether the TV set receives the signal of CH13.
 - (2). The frequency of the input TV signal is 211.25MHz (CH13), after confirmed the TV set receives this signal, closure radio station; Then set frequency of the TV signal generator to be 212.00MHz, turn on the TV set and check whether the TV set receives the signal of CH13.
 - (3). After all of FUNCTION TEST completed, we must erase all saved changes again and restore the factory defaults.

TIMING TABLE (FACTORY PRESET MODE)

(TABLE 3)

ITEM	1	2	3	4
TIMING	640*480@60HZ	640 *480@75HZ	800 *600@60HZ	800*600@75HZ
Pixel Rate	25.175MHZ	31.500MHZ	40.000MHZ	49.500MHZ
H TOTAL	31.778us	26.667us	26.400us	21.333us
H DISPLAY	25.422us	20.317us	20.000us	16.162us
H B-Porch	1.907us	3.810us	2.200us	3.232us
H Width	3.813us	2.032us	3.200us	1.616us
H Border	0.318us	0.000us	0.000us	0.000us
V TOTAL	16.683ms	13.334ms	16.579ms	13.333ms
V DISPLAY	15.253ms	12.800ms	15.840ms	12.800ms
V B-Porch	1.049ms	0.427ms	0.607ms	0.448ms
Vs Width	0.064ms	0.080ms	0.106ms	0.064ms
V Border	0.254ms	0.000ms	0.000ms	0.000ms
H/V Sync	-/-	-/-	+/+	+/+
Interlace	No.	No.	No.	No.
ITEM	5	6	7	8
TIMING	1024 ×768 60HZ	1024 ×768 75HZ	1280 ×720 60HZ	1280 ×768 60HZ
Pixel Rate	65.000MHZ	78.750MHZ	74.250MHZ	65.000MHZ
H TOTAL	20.677us	16.660us	22.222us	20.677us
H DISPLAY	15.754us	13.003us	17.239us	15.754us
H B-Porch	2.462us	2.235us	2.936us	2.462us
H Width	2.092us	1.219us	1.007us	2.092us
H Border	0.000us	0.000us	0.000us	0.000us
V TOTAL	16.666ms	13.328ms	16.667ms	16.666ms
V DISPLAY	15.880ms	12.795ms	16.000ms	15.880ms
V B-Porch	0.600ms	0.466ms	0.444ms	0.600ms
Vs Width	0.124ms	0.050ms	0.111ms	0.124ms
V Border	0.000ms	0.000ms	0.000ms	0.000ms
H/V Sync	-/-	+/+	-/-	-/-
Interlace	No.	No.	No.	No.

TIMING TABLE (FACTORY PRESET MODE) (TABLE 3)

ITEM	9	10	11	12
TIMING	1360 ×768 60HZ	1280 ×1024 60HZ		
Pixel Rate	85.5MHZ	108MHZ		
H TOTAL	20.959us	15.630us		
H DISPLAY	15.906us	11.852us		
H B-Porch	2.994us	2.296us		
H Width	1.310us	1.037us		
H Border	0.000us	0.000us		
V TOTAL	16.662ms	16.661ms		
V DISPLAY	16.097ms	16.005ms		
V B-Porch	0.377ms	0.594ms		
Vs Width	0.126ms	0.047ms		
V Border	0.00ms	0.00ms		
H/V Sync	+/+	+/+		
Interlace	No.	No.		

2. VGA DDC Key In Procedure

Note:

1. Every time after replacing the main board, you have to do the DDC key in.
2. If you find the DDC does not conform to the LCD TV, you have to do the DDC key in.

2.1 Equipment Needed

- N3250W-L LCD TV
- DDC Card
- PC
- RS-232 cable
- Barcode Reader
- VGA Cable



N3250W-L LCD TV



DDC Card



PC



RS-232 Cable



VGA Cable



Barcode Reader

2.2 Setup Procedure

- 2.2.1 Connect VGA Card and DDC Card with RS-232 cable.



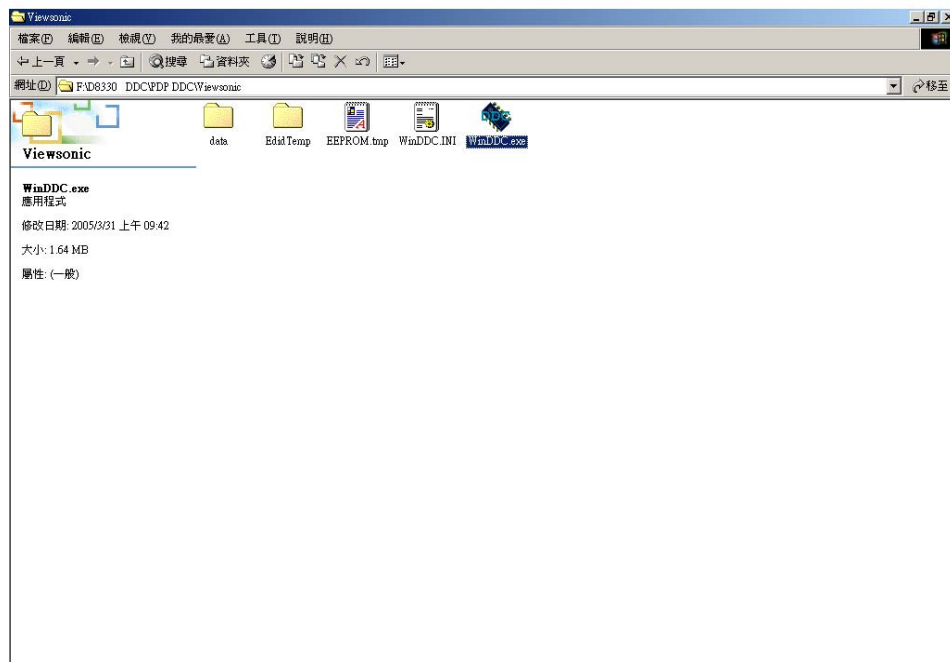
2.2.2 Barcode Reader connects with keyboard and PC keyboard port.



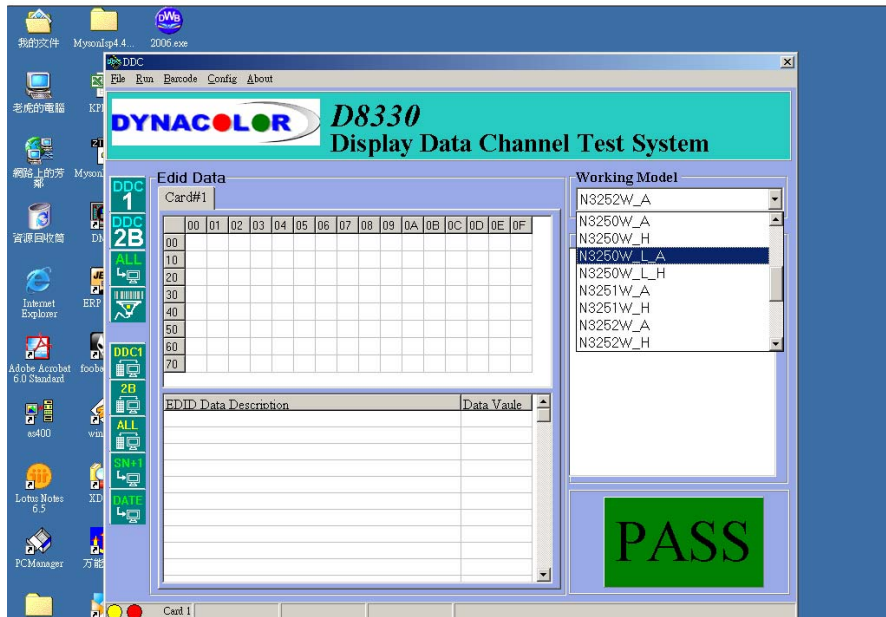
2.2.3 Connect DDC Card and N3250W-L LCD TV with VGA Cable.
(when key in DVI DDC information, use VGA transform to DVI port)
2.2.4 Connect Power Cord to N3250W-L LCD TV.

2.3 DDC Key In Procedure

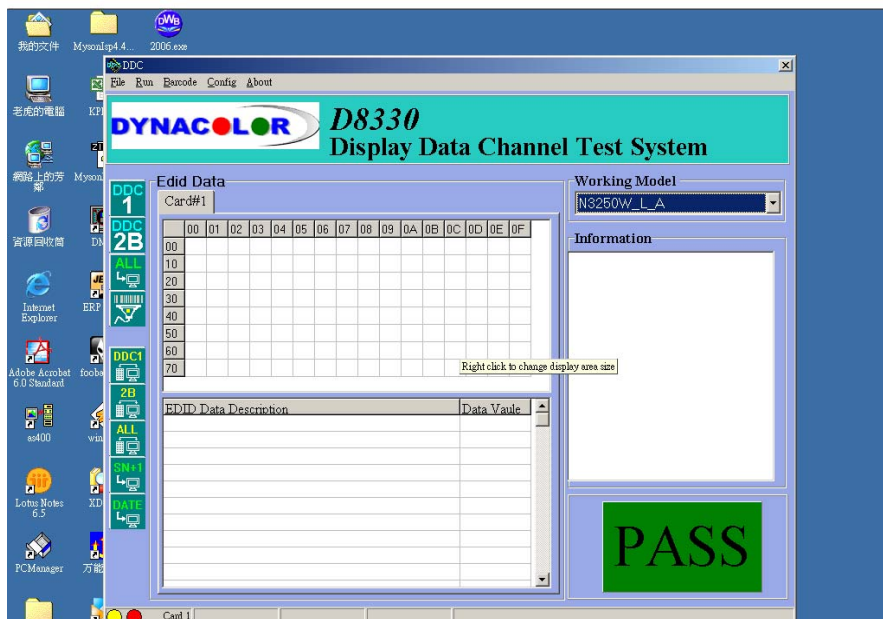
2.3.1 Run DDC.exe



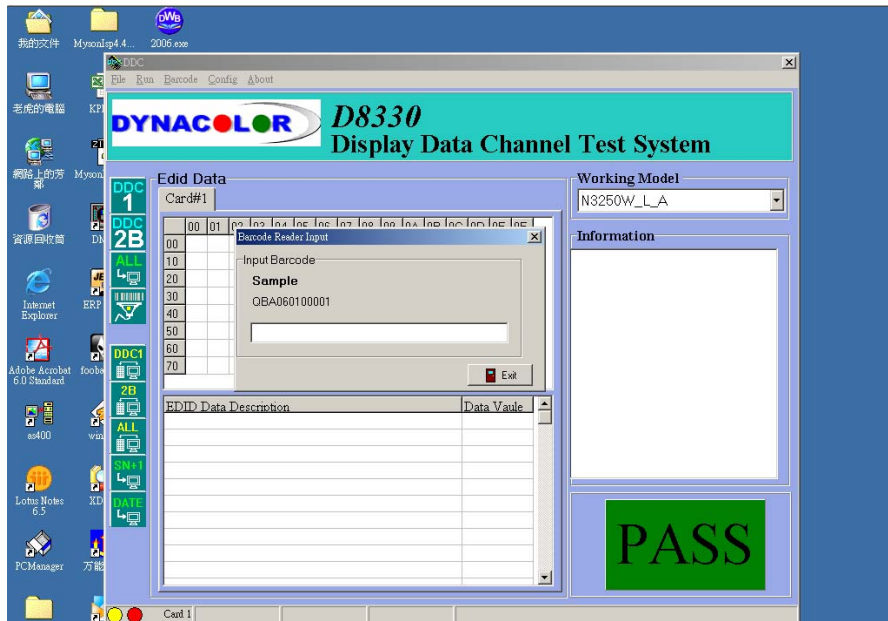
2.3.2 Choose model number then



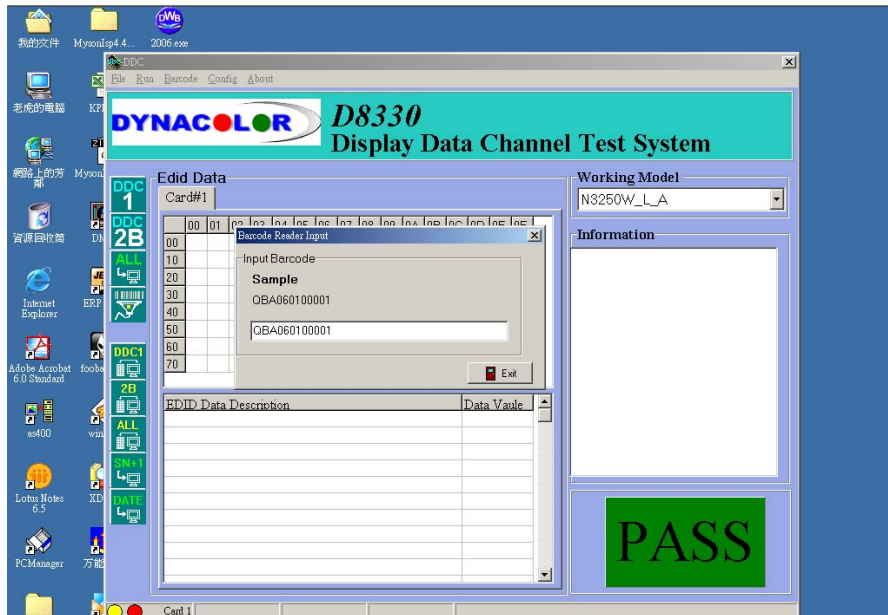
2.3.3 Press "ENTER" key.



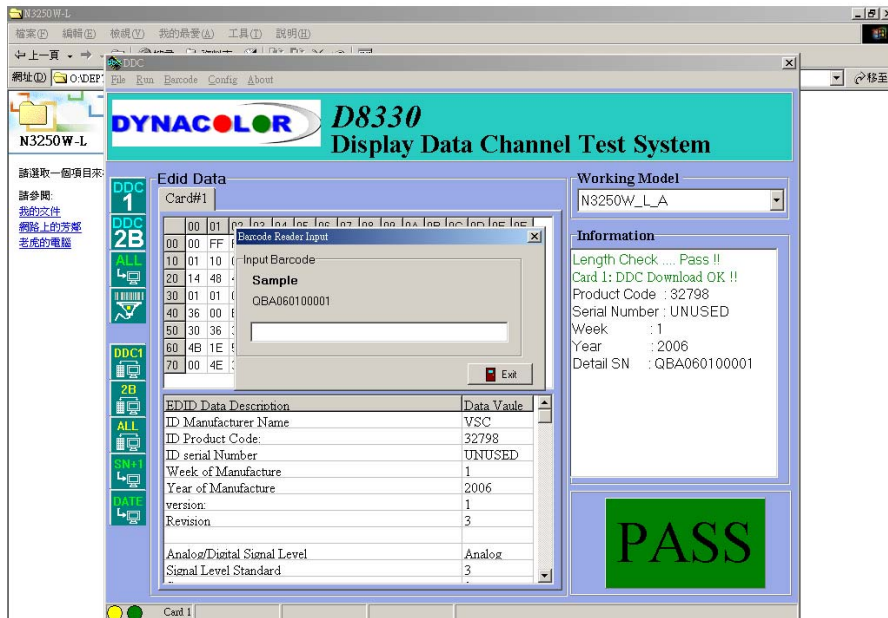
2.3.4 Press "F4" key.



2.3.5 Input barcode



2.3.6 Press “ENTER” key, then the successful picture is as follows. “DDC DOWNLOED OK!”



2.3.7 Exit program.

3. HDMI DDC Key In Procedure

3.1 Equipment Needed

- N3250W-L LCD TV
- PC
- RS-232 cable
- Barcode Reader
- HDMI Cable



N3250W-L LCD TV



PC



RS-232 Cable



HDMI Cable



Barcode Reader

3.2 Setup Procedure

- 3.2.1 Connect HDMI Card and DDC Card with RS-232 cable.



3.2.2 Barcode Reader connects with keyboard and PC keyboard port.

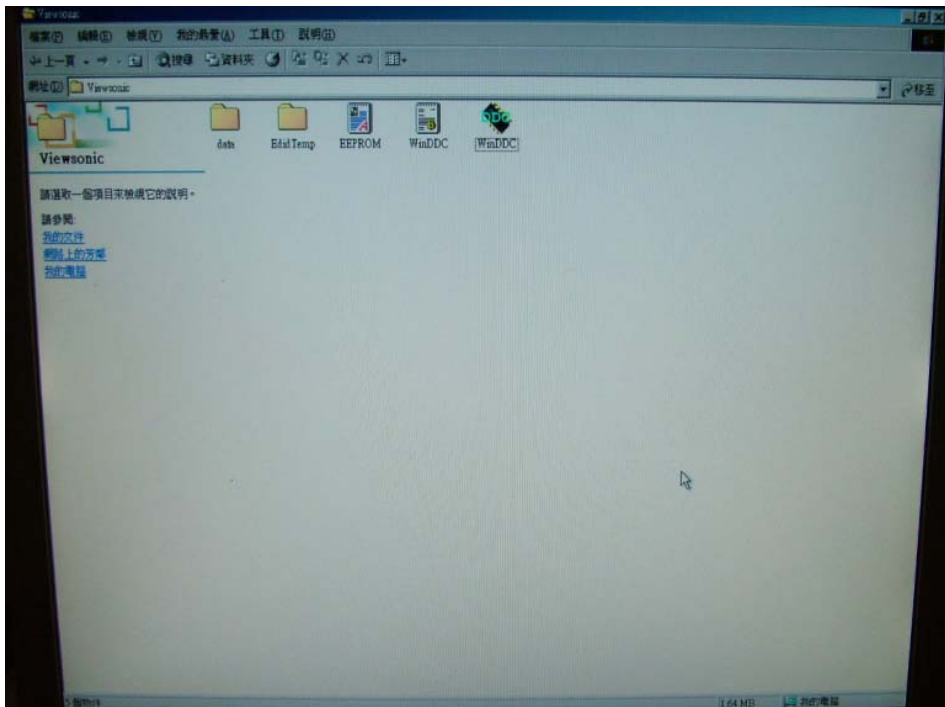


3.2.3 Connect DDC Card and N3250W-L LCD TV with HDMI Cable.

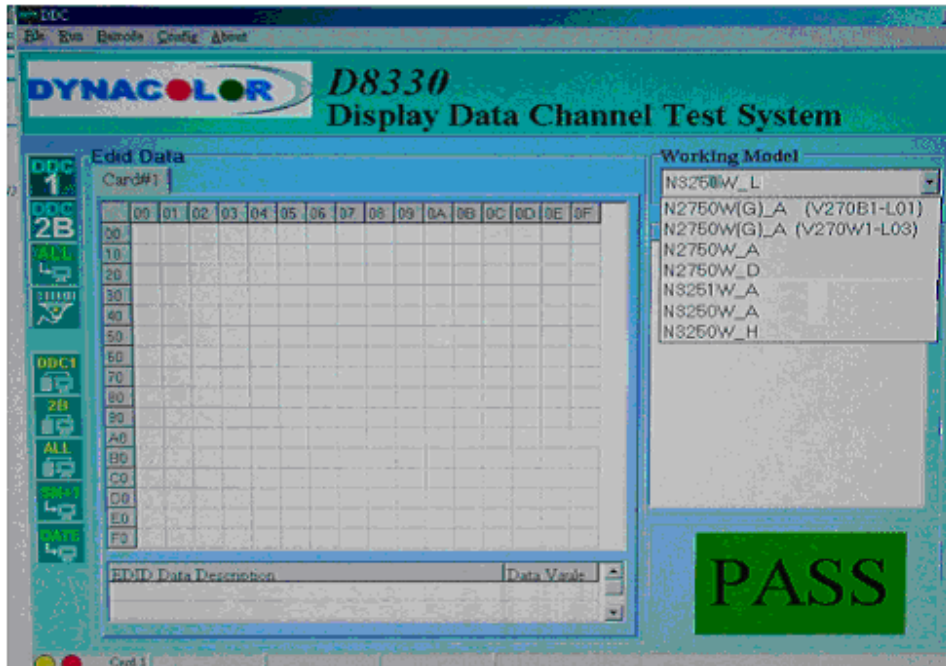
3.2.4 Connect Power Cord to N3250W-L LCD TV.

3.3 DDC Key In Procedure

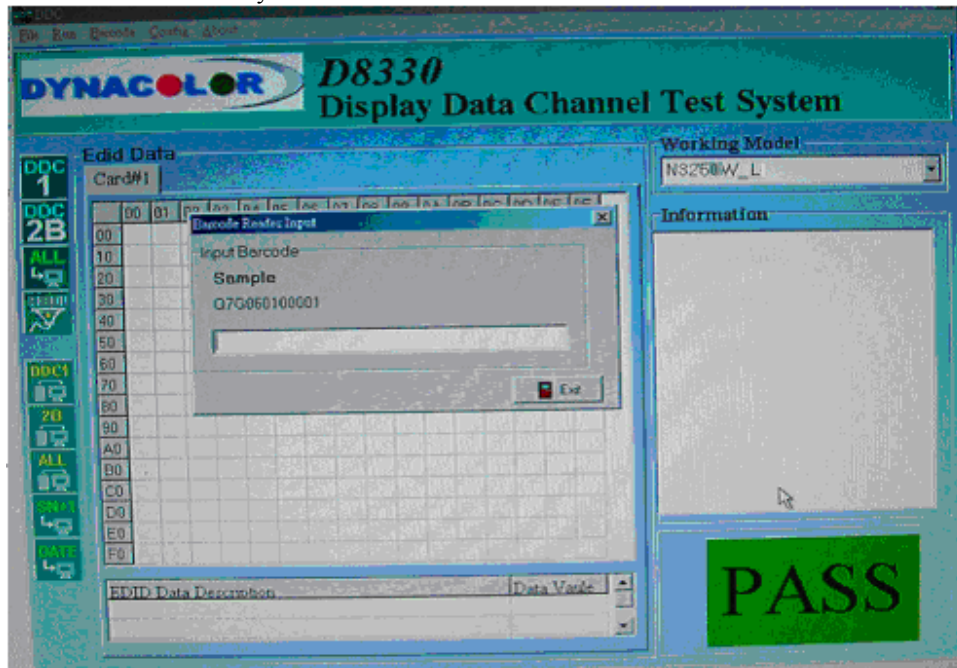
3.3.1 Run DDC.exe



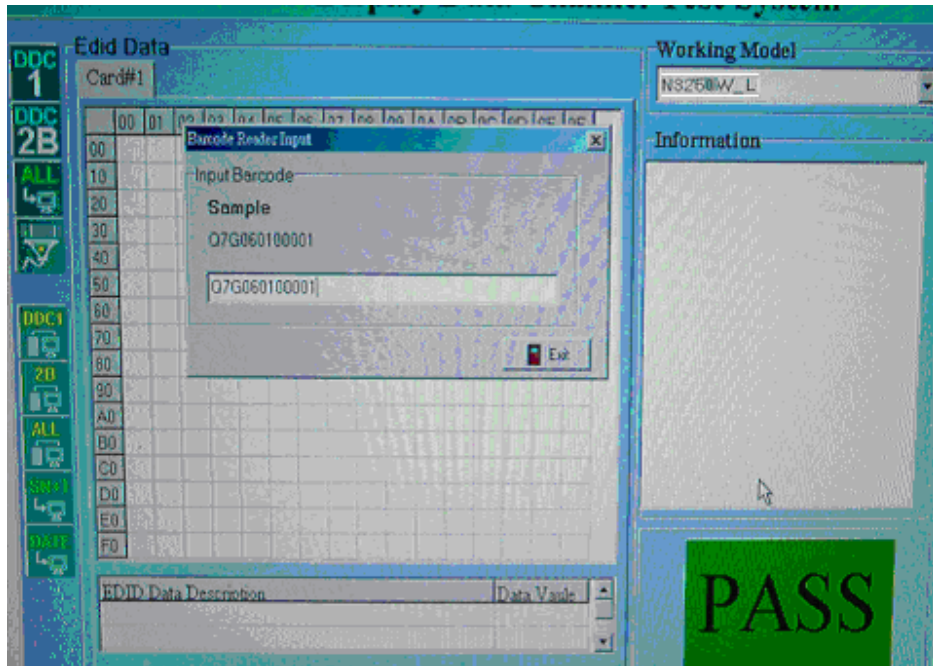
3.3.2 Choose model number then



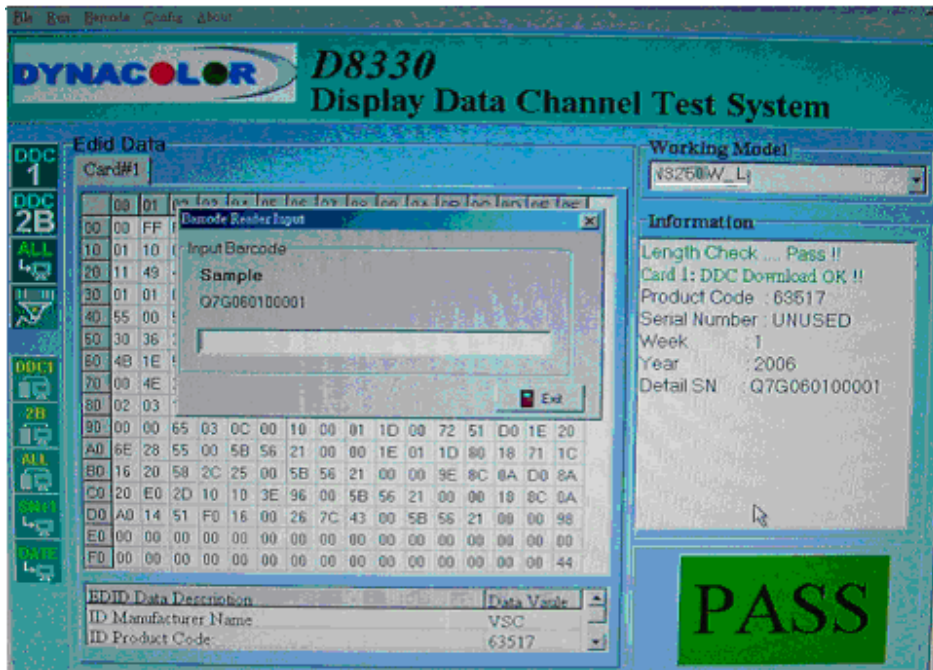
3.3.3 Press "ENTER" key.



3.3.4 Input barcode



3.3.5 Press “ENTER” key, then the successful picture is as follows. “DDC DOWNLOADED OK!”



3.3.6 Exit program.

4. Firmware Upgrade Procedure

When you receive the returned LCD TV, please check whether the firmware version is the latest. If not, please do the following procedures to upgrade it to the latest version.

4.1 Equipment Needed

- N3250W-L LCD TV
- Fixture for Firmware Upgrade
- VGA Cable
- PC (Personal Computer)
- Firmware Upgrade Program
- One additional LCD TV for checking the program execution



N3250W-L



ISP FIXTURE



PC

4.2 Installing the USB device driver. The USB driver will be upgraded if necessary.



"PL-2303 Driver
Installer.exe"

4.3 Insert the USB to RS232 Download Board to PC's USB port. Then you can find the USB Device detected and follow Windows comments to finish the Driver install.

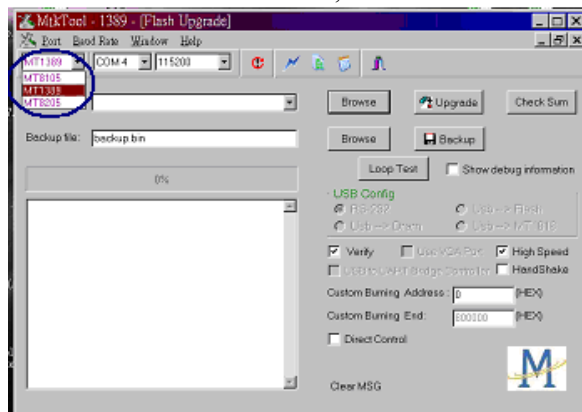
4.4 Execute the Mtktool to start download the file. The Mtktool program will be upgraded if necessary.



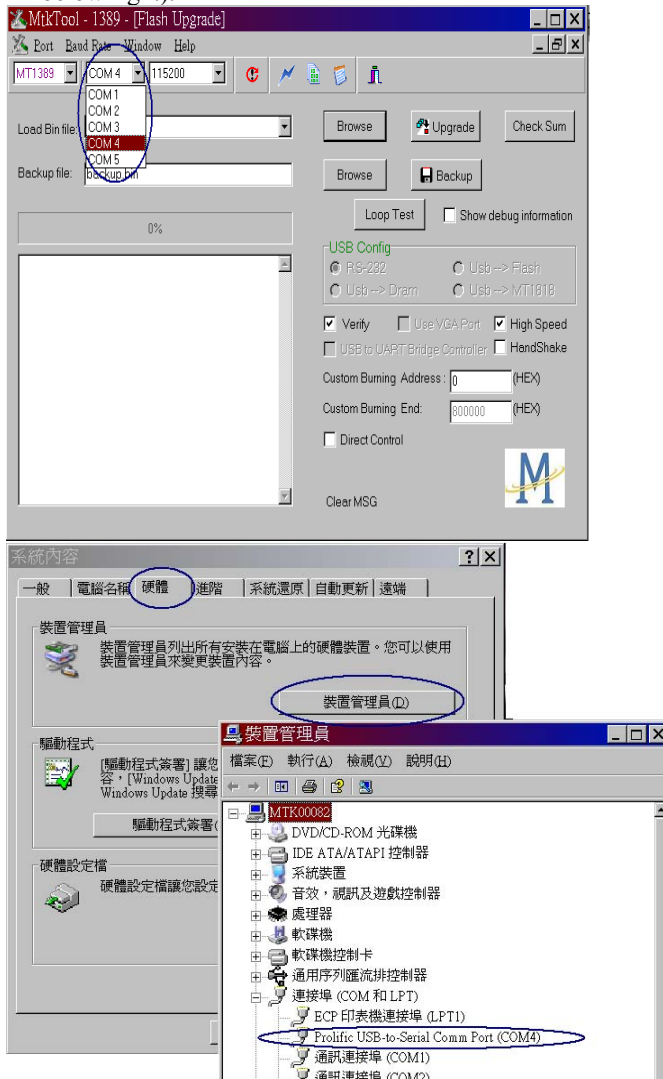
"MtkTool Auto
BaudRate.exe"

4.5 The Mtktool Operat

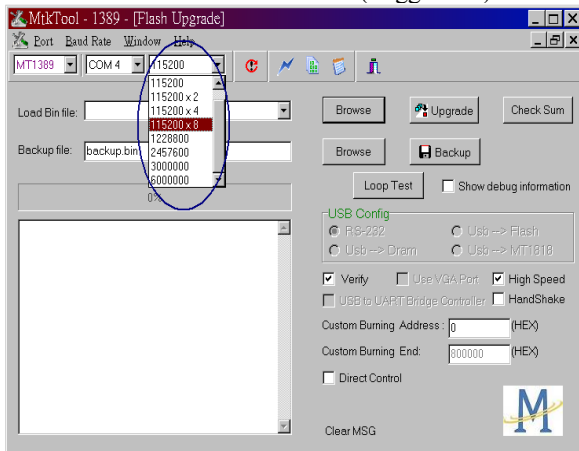
4.5.1 Select Platform : MT8105 , MT1389 or MT8205



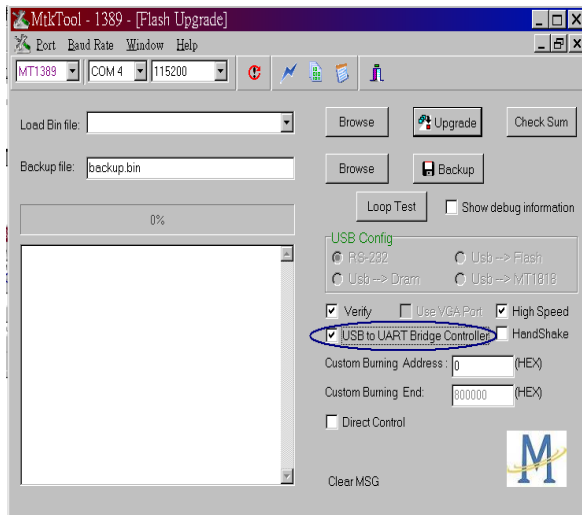
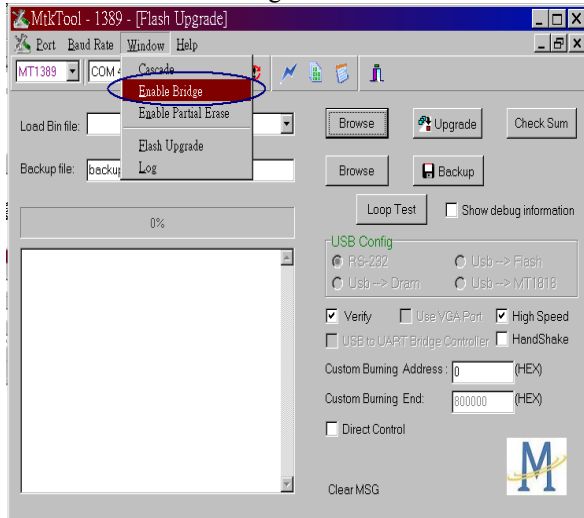
4.5.2 Select COM port. Depends on the COM port assigned in System Device Manager (Refer below right).



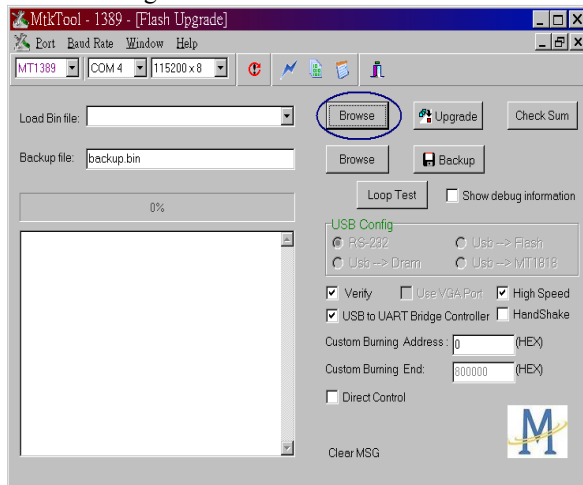
4.5.3 Select Baud Rate. 115200x 8 (Suggestion)



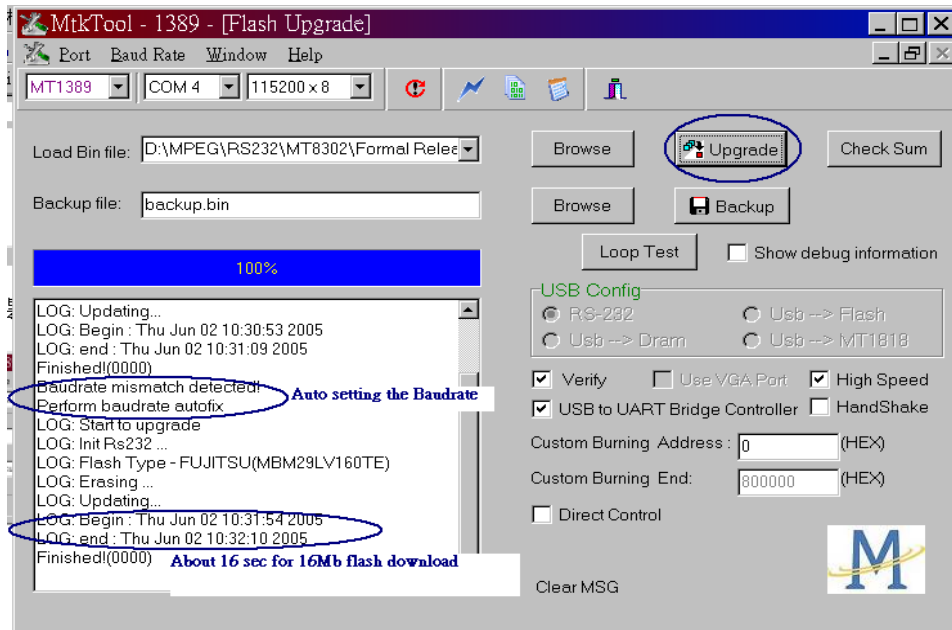
4.5.4 Enable the USB Bridge.



4.5.5 Browsing the File to download.



4.5.6 Press Upgrade to download file.



Note :

1. The Baud Rate is auto setting if mismatch found between your platform and Mtktool.
2. You can slow down the baud rate if some Flash memory can not works properly in high-speed download.
3. Please call the MediaTek contact window if any problem found like unsupported Flash Type or fail to download.

Packing For Shipping And Disassembly Procedure

Packing For Shipping

1. Packing Procedure

1.1 Paste protection film to protect the LCD TV. (Figure 1)

1.2 Put the LCD TV in the PE bag and seal the bag. (Figure 2)



Figure 1



Figure 2

1.3 Put the cushions on the LCD TV. (Figure 3)

1.4 Place the LCD TV into the carton and then Put the other cushions on the LCD TV, put all the accessories into the carton. At last, close the carton and seal it with tape. (Figure 4)

- 1.Power Cord 2.VGA Cable 3.RF Cable
- 4.RCA Cable 5.User's Guide 6.Remote contrl
- 7.Guarant Card 8.Battery



Figure 3



Figure 4

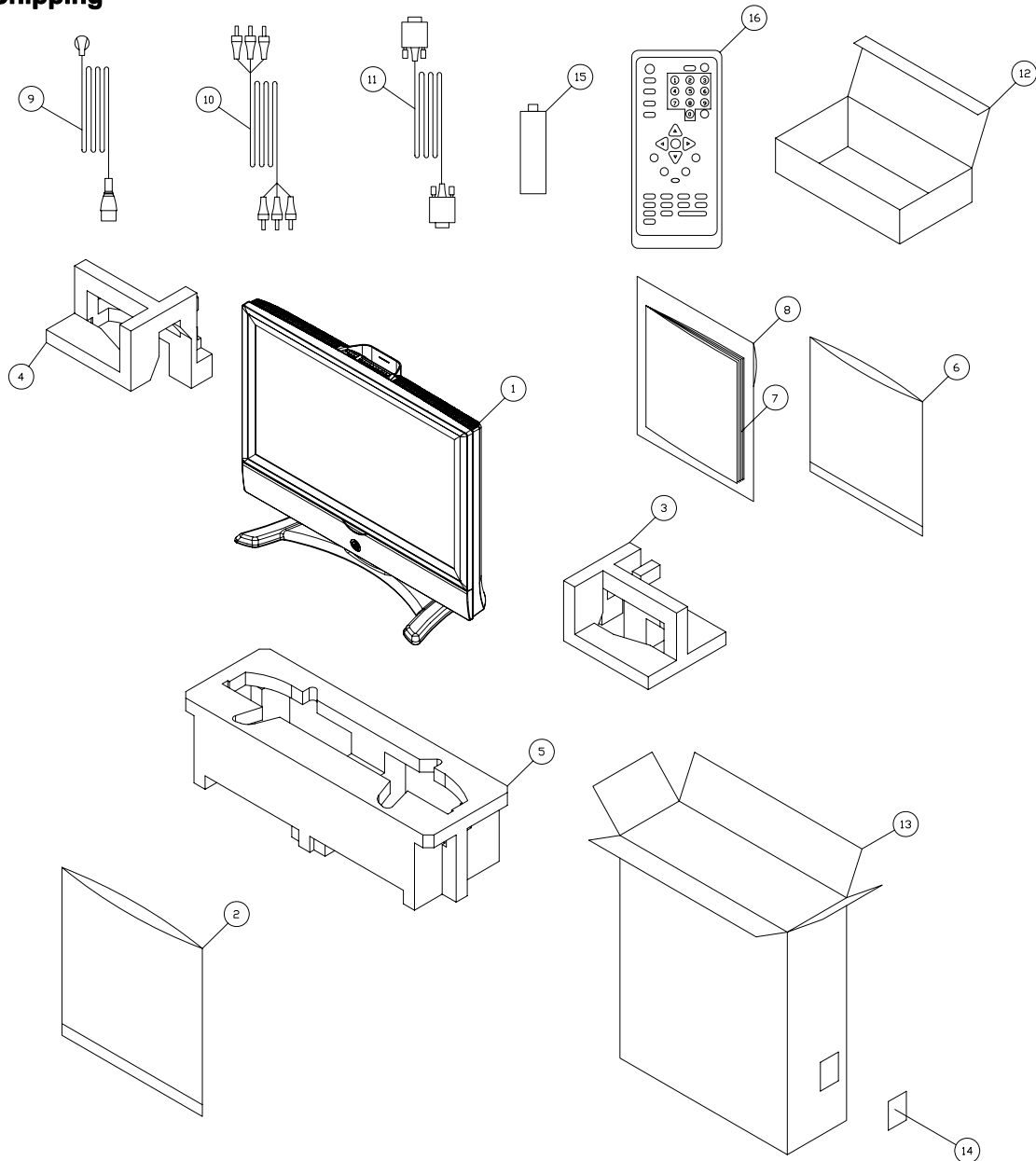
PACKING PART LIST (N3250w-1L)

ViewSonic Model Number: VS11335-1L

Rev: 1a

Item	ViewSonic P/N	DESCRIPTION	STATUS	Ref. P/N	Location	Q'ty
1					N3250W(L) monitor	1
2	P-00005968	Polyethy Bag	Active	2013054007P	POLYETHY BAG	1
3	P-00004461	Foam-EPE (Right)	Active	2012184600P	POLYFOAM (R)	1
4	P-00004462	Foam-EPE (Left)	Active	2012184700P	POLYFOAM (L)	1
5	P-00004463	Foam-EPE (Down)	Active	2012184800P	POLYFOAM(DOWN)	1
6	N/A	N/A	N/A	2013228807P	POLYETHY BAG	1
7	DC-00006367	User Guide	Active	2001131599P	OWNER GUIDE	1
8	DC-00006620	Quick Start Guide (Guarant Card)	Active	2002310587P	GUARANT CARD(QSG)	1
9	A-00005362			2427130046P	AC POWER CORD	1
10	CB-00003425	Cable RCA 3P(Y/R/W) 2562#26 1.8M BLK	Active	2427701893P	RCA CABLE	1
11	A-VC-0101-0386	Video Cable-Cable ,D15/D15 20276(3+6) 1.83M Black	Active	2427501187P	VGA CABLE(RA)	1
11	CB-00005507	Video IO Cable D15/D15 20276(4.5) 1.83M BLACK	Active	2427501195P	VGA CABLE(RB)	1
12	P-00004497	Box (Carton 360X220X50mm (WXDXH) Box(B)	Active	2011100017P	CARTON BOX	1
13	P-00006630	CARTON BOX VIEWSONIC N3250W(L) VS11335-1L	Active	2011132534P	CARTON BOX	1
14	N/A	N/A	N/A	2055632217P	LABEL	1
15	N/A	N/A	N/A	2005100500P	BATTERY	2
16	A-00006621	Remote Control (Cont Block)	Active	2419200088P	REMOTE CONTRL	1

Packing for Shipping



Disassembly Procedure

1. Disassembly of Stand and Dust Cover from LCD TV.

1.1 Unscrew 4 screws that secure Stand Unit and detach Dust Cover from the LCD TV.



Stand




Dust Cover



Dust Cover

2. Disassembly of Rear Cover.


2.1 Unscrew 16 screws to remove Rear Cover.



Rear Cover


3. Disassembly of Main Board,Power Board,IR Board,Speaker,Front Cover and Panel Unit.

3.1 Unscrew 14 screws to remove Shield Plate.



Shield Plate

3.2. Unscrew 9 screws to remove Dust Cover and METAL FITTG.



METAL FITTG-I/O-Down




DUST COVER



METAL FITTG-I/O-Side




3.3. Unscrew 5 screws and disconnect the wires to remove Main Board.




Main Board





3.4. Unscrew 4 screws and disconnect the wires to remove Power Board.




Power Board



3.5. Unscrew 3 screws and disconnect the wires to remove KeyPad Board.






3.6. Unscrew 8 screws to remove Speaker.




Speaker





3.7. Unscrew 8 screws to remove Bracket.Fix.



BRACKET, FIX




3.8. Unscrew 4 screws to remove IR Board.




IR Board




3.9. Unscrew 4 screws to remove Front Cover.



Front Cover





3.10. Lay Panel Unit facedown and unscrew 8 screws on its right, left, up and down sides, to remove Panel Bracket.



Panel Bracket

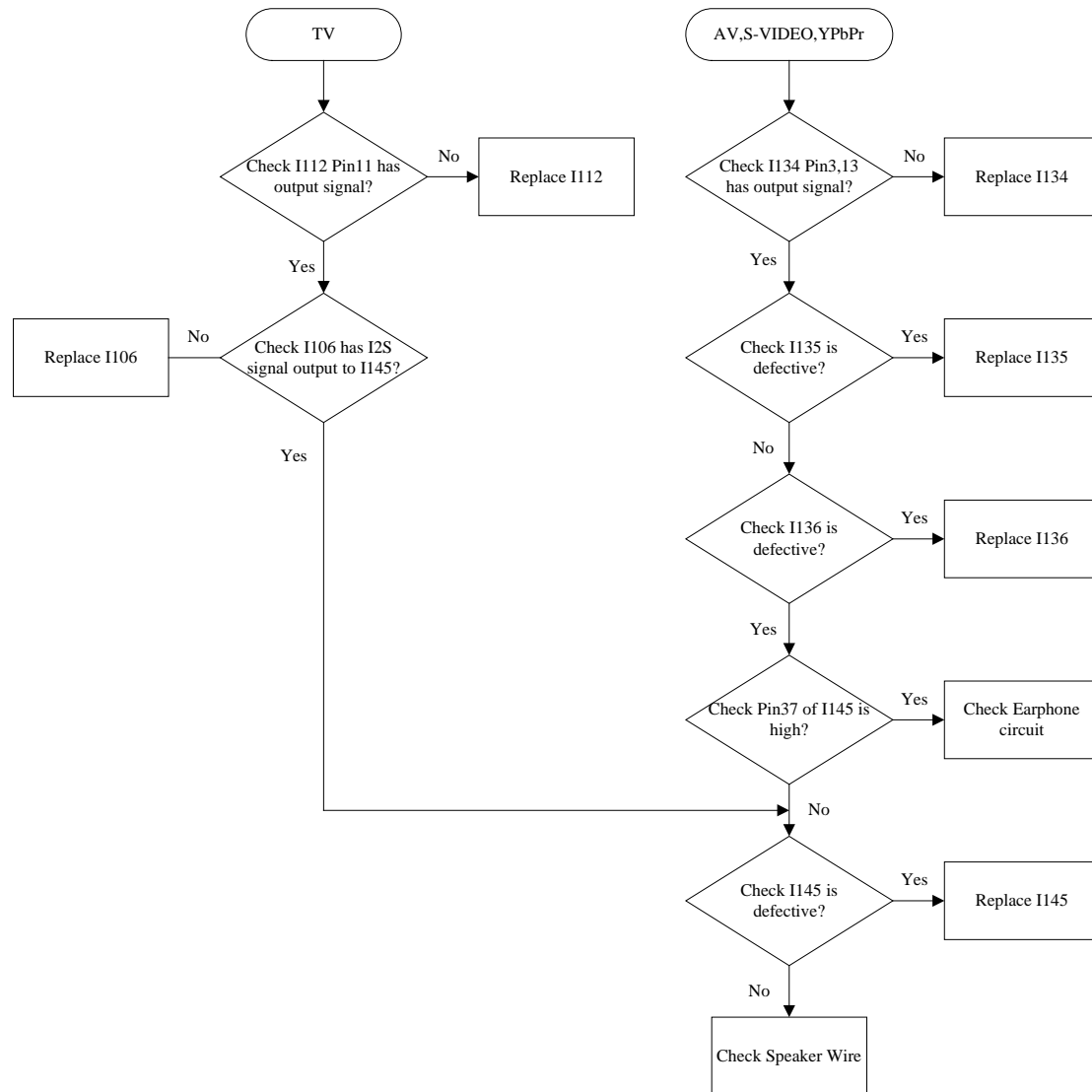
3.11. Unscrew 8 screws to remove Bracket.and Panel Unit.



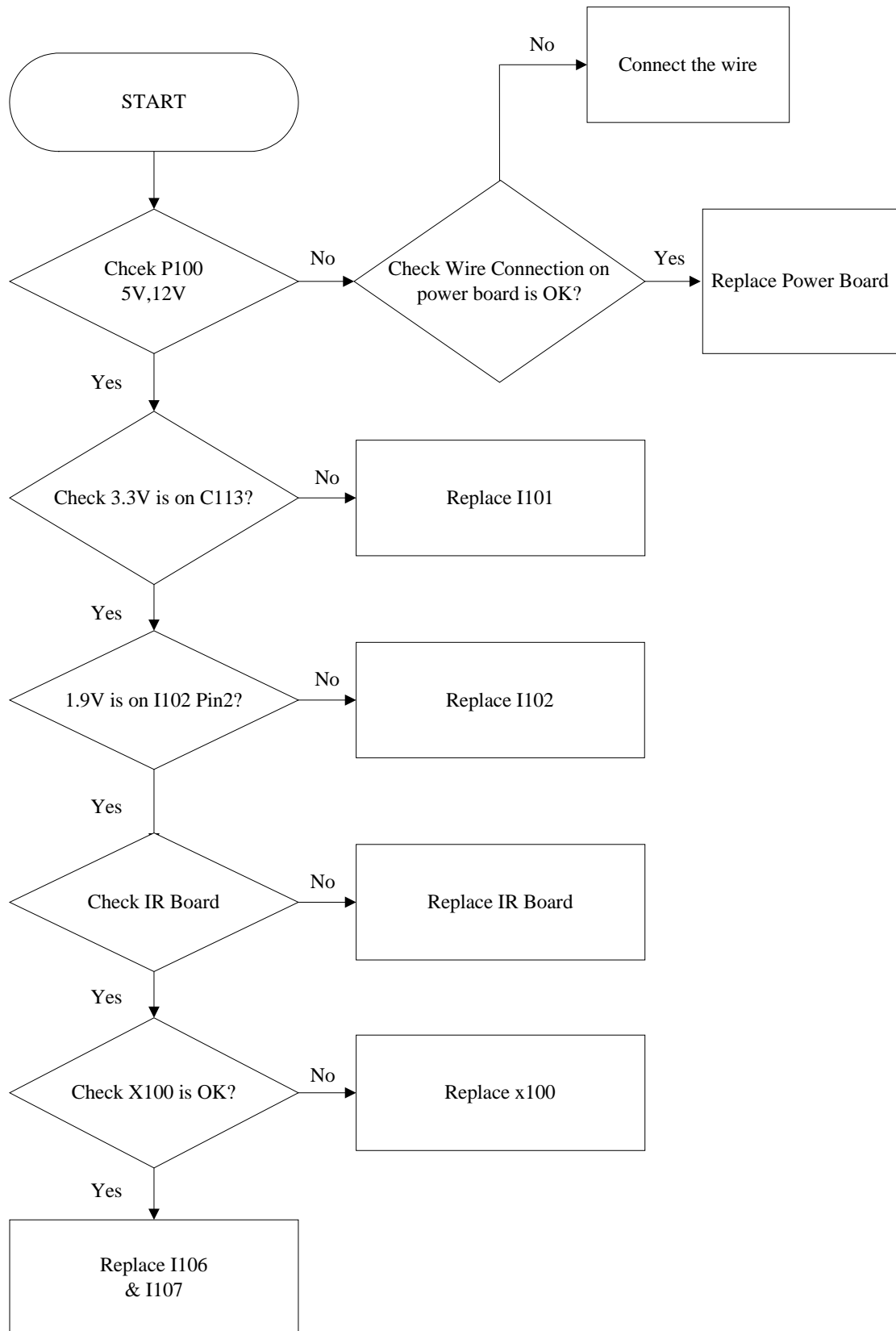
Panel Unit

6. Trouble Shooting Flow Chart

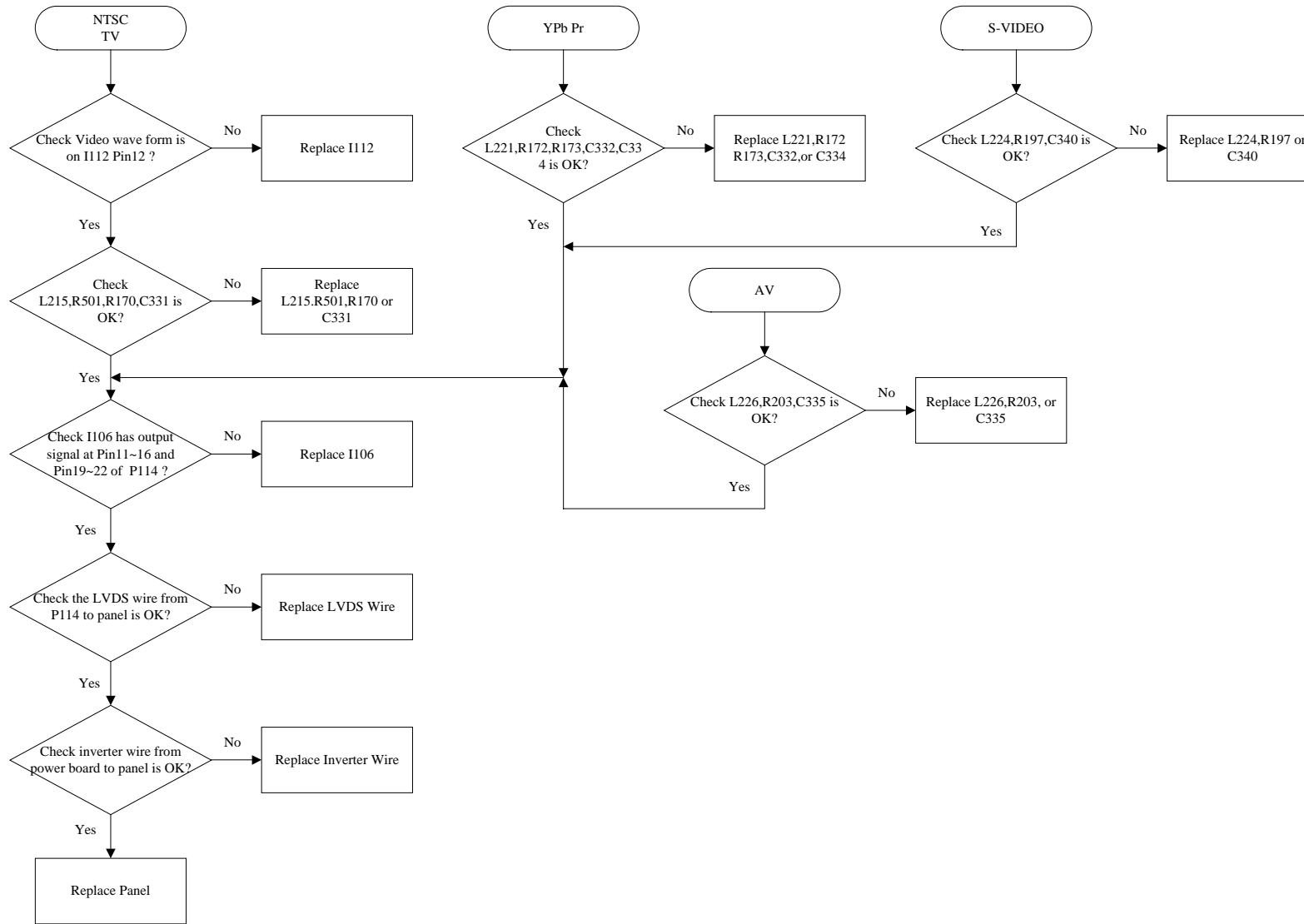
6.1. NO VOICE

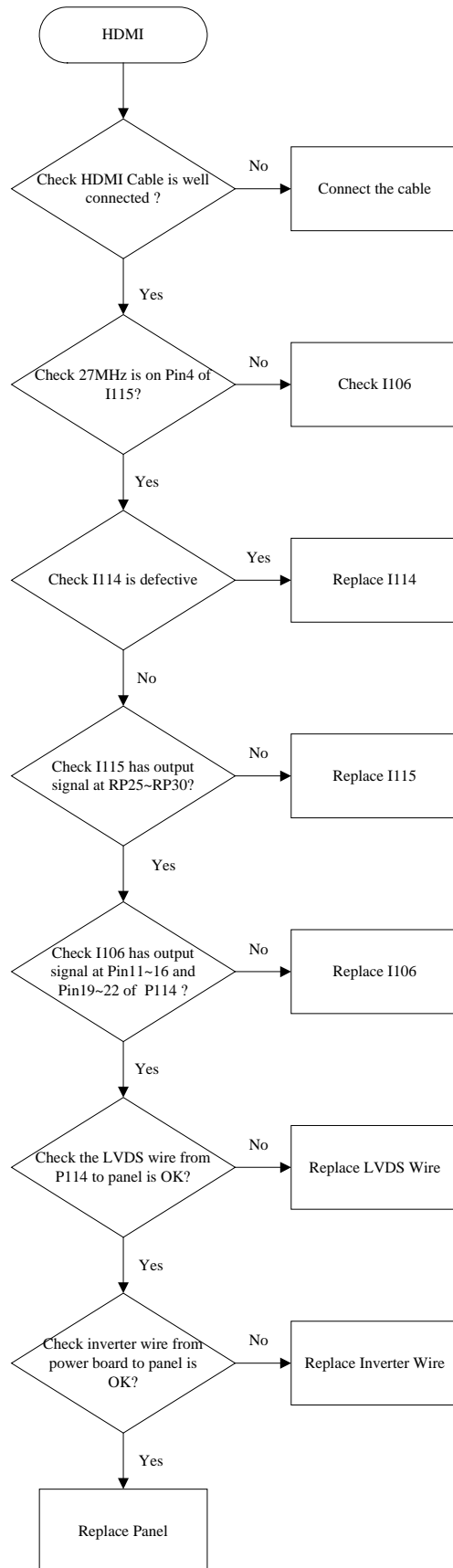


6.2. NO POWER

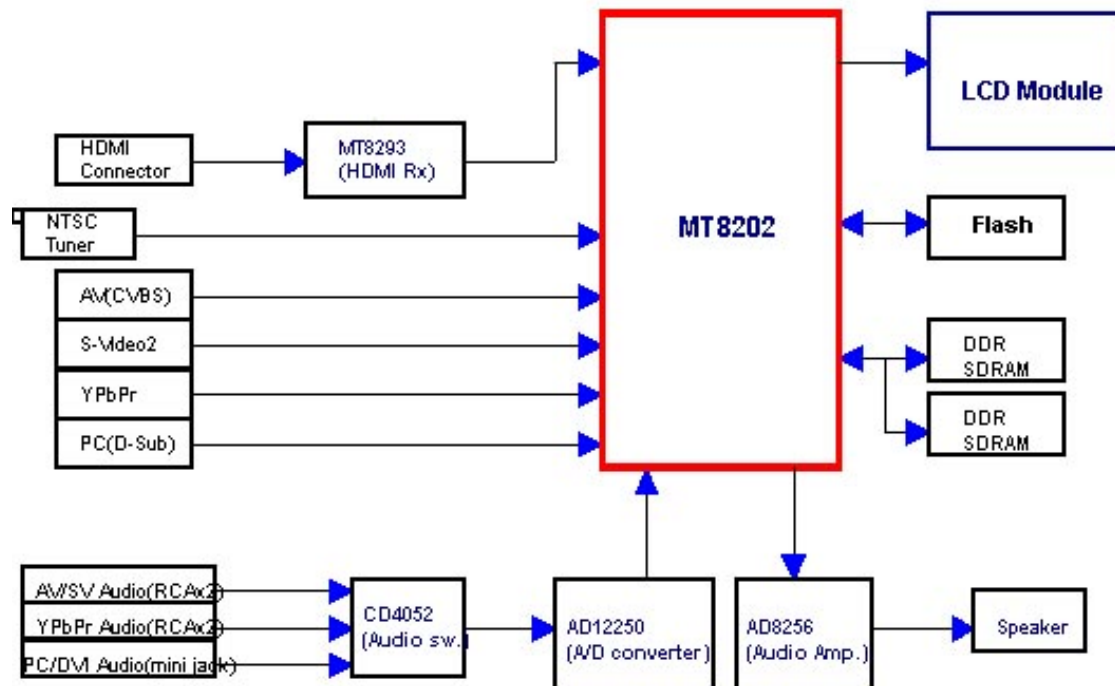


6.3. NO DISPLAY



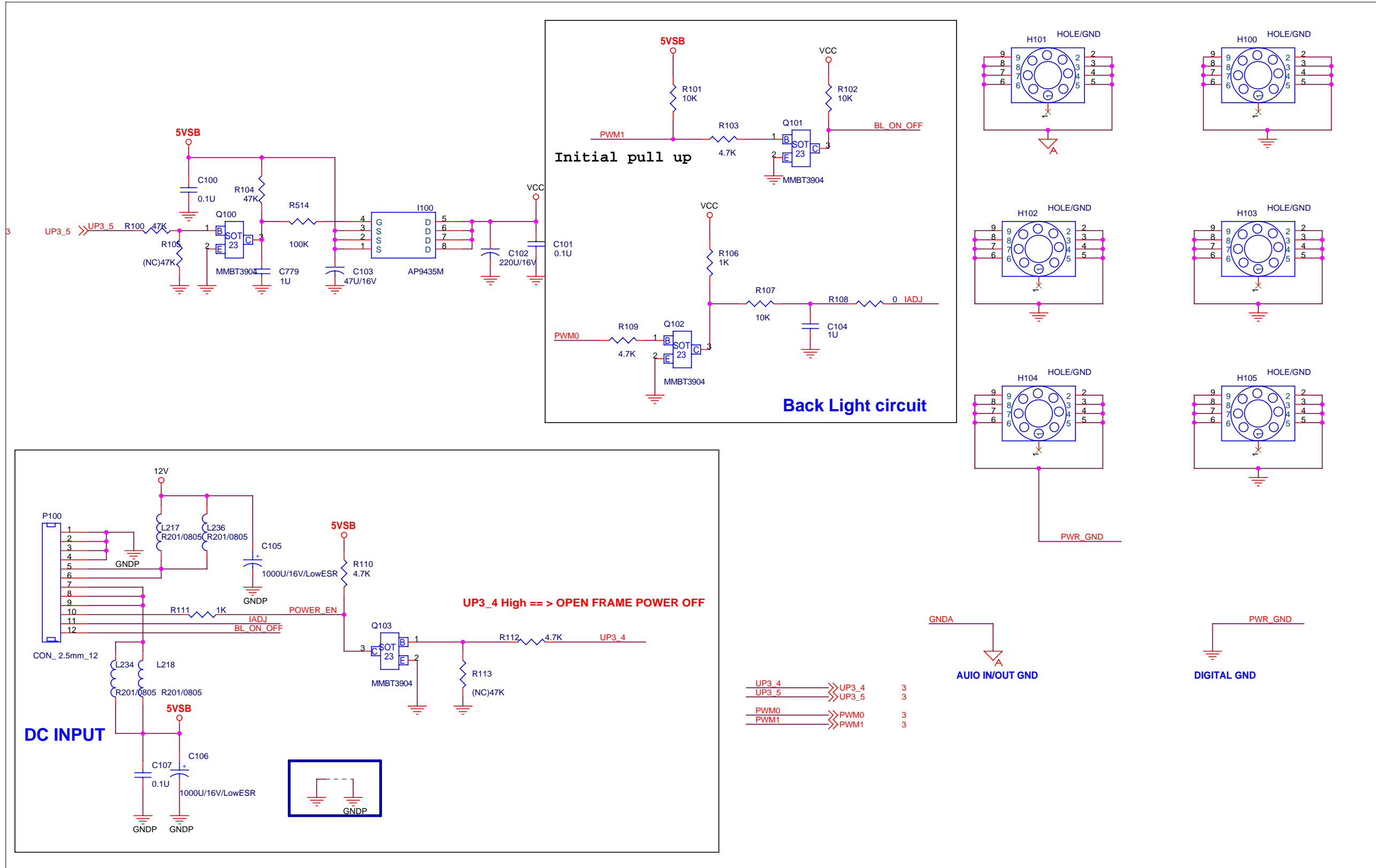


7. Block Diagram

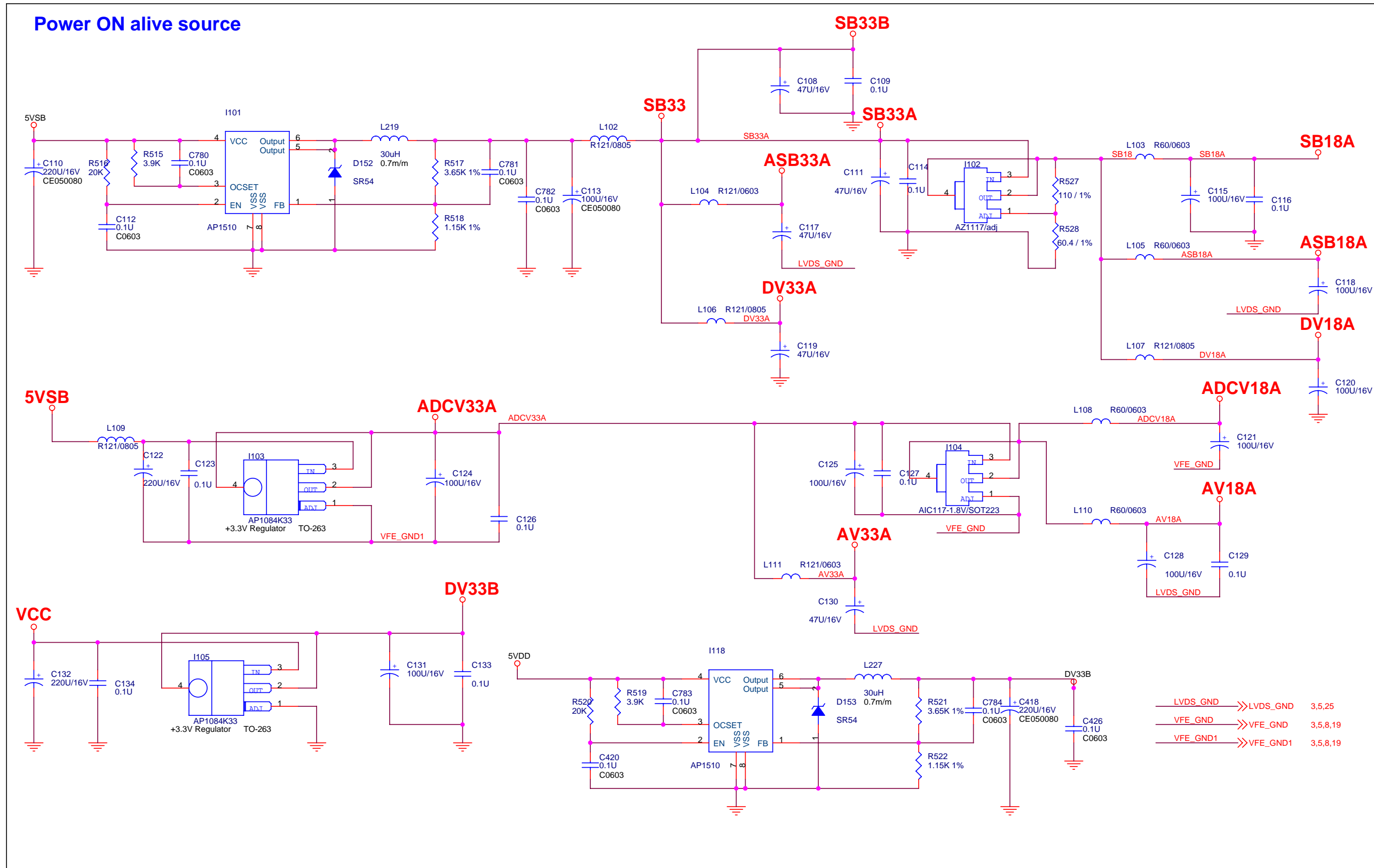


8. Schematic Diagrams


8.1. DC Input



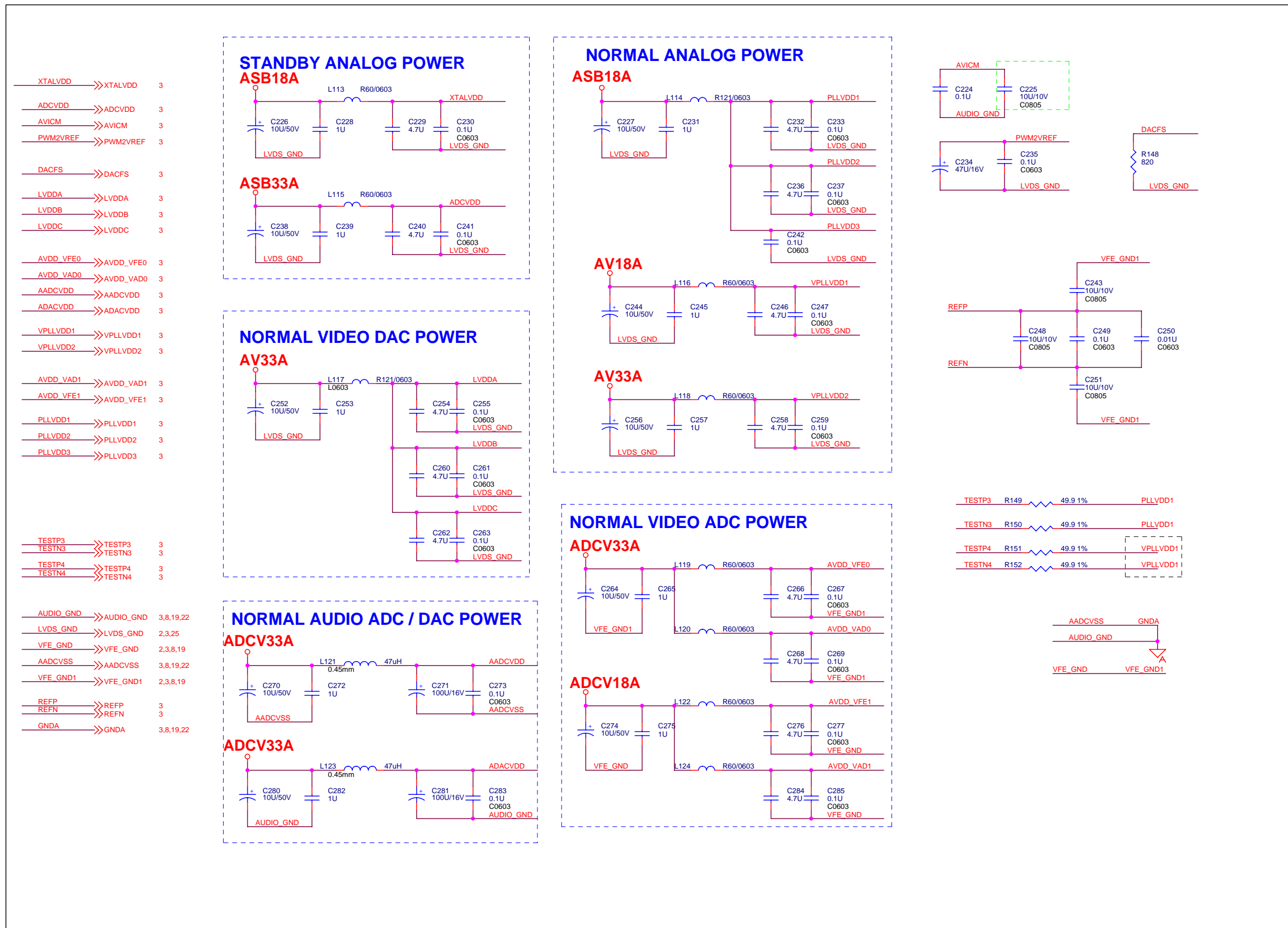
8.2. DC TO DC



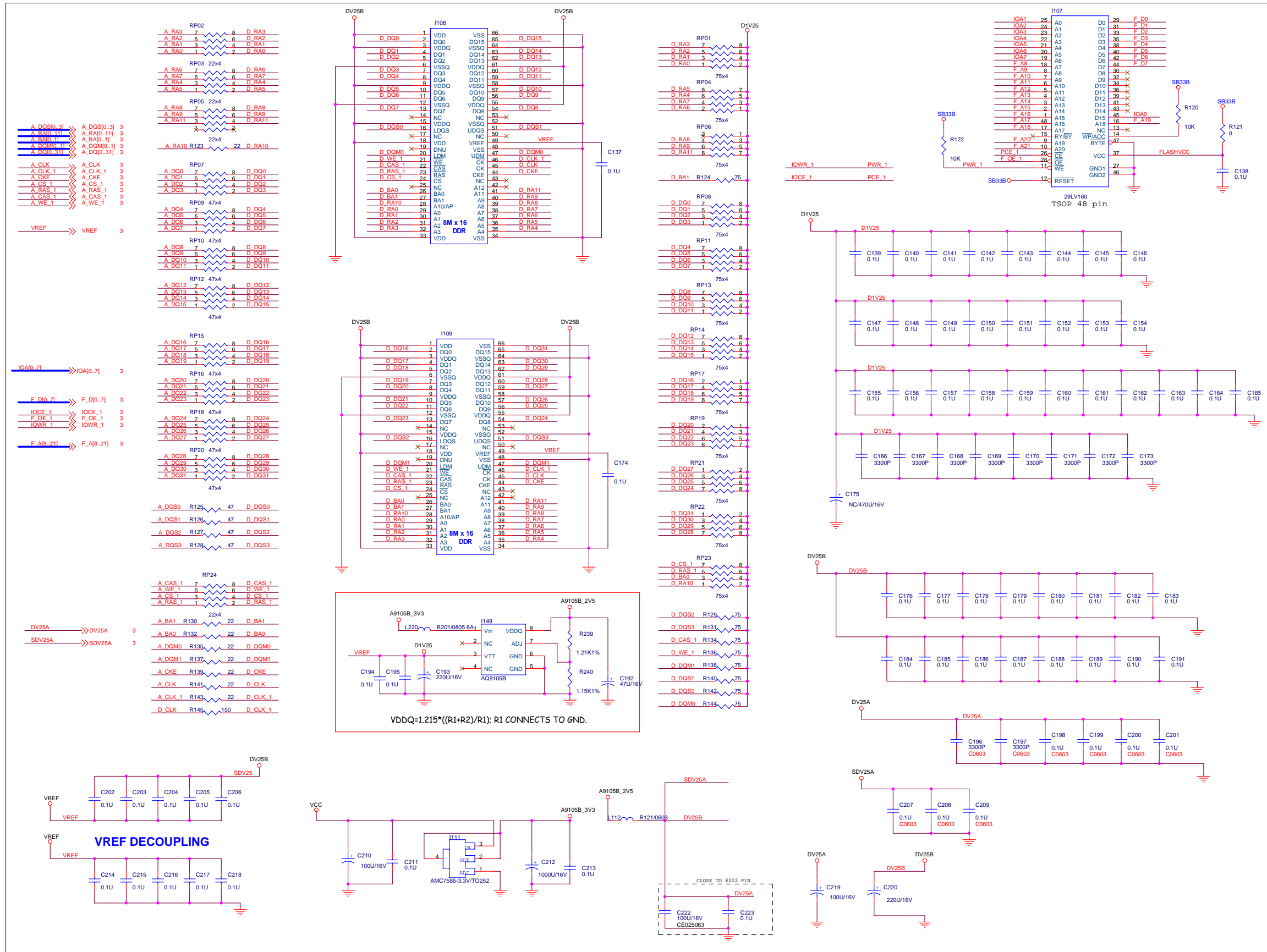
8.3. MT8202



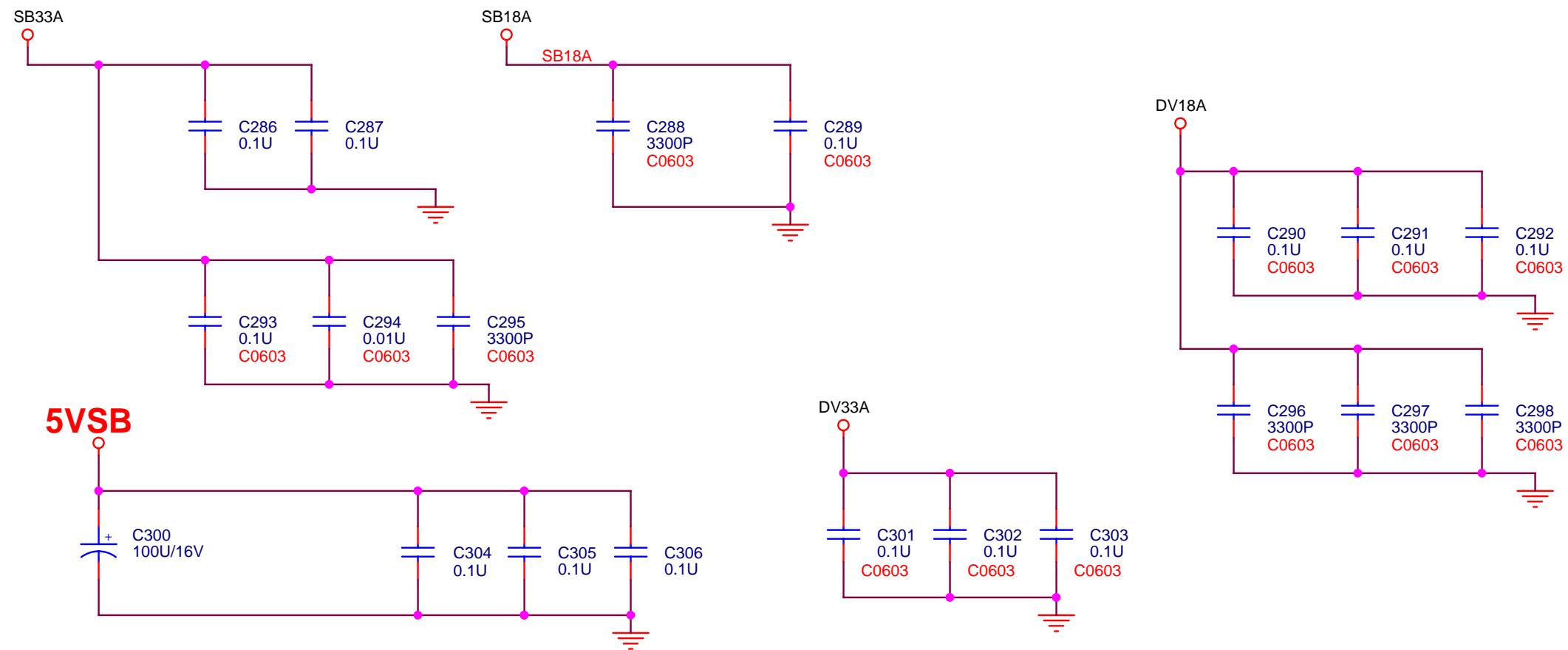
8.4. MT8202 Analog Decoupling



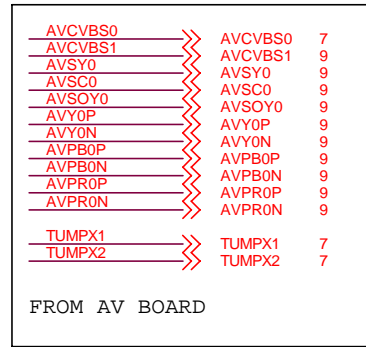

8.5. MT8202 DDR & Flash



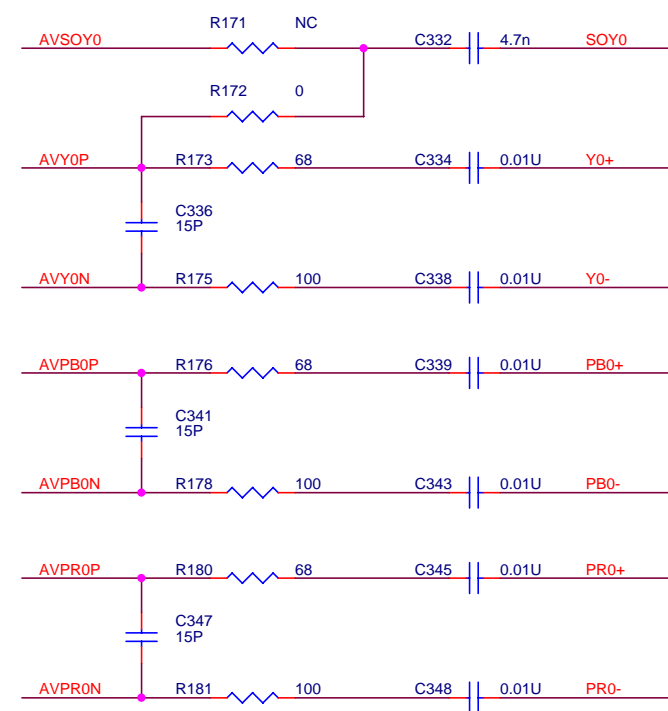
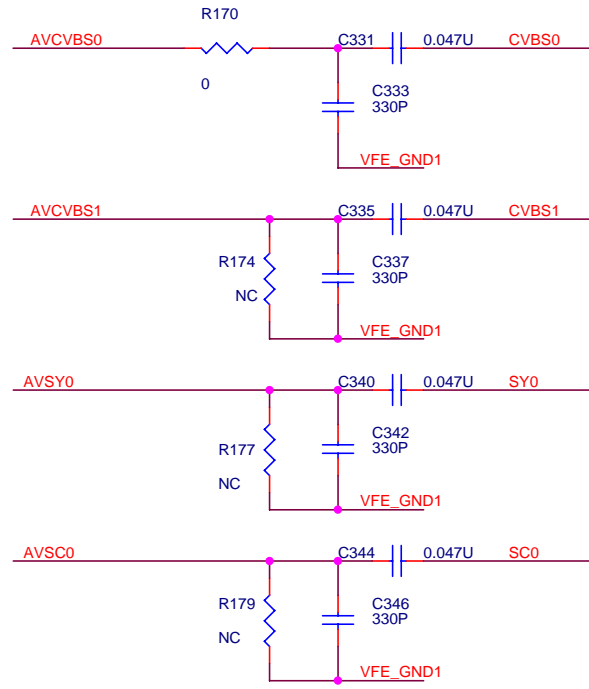
MT8202 DIGITAL POWER & DECOUPLING



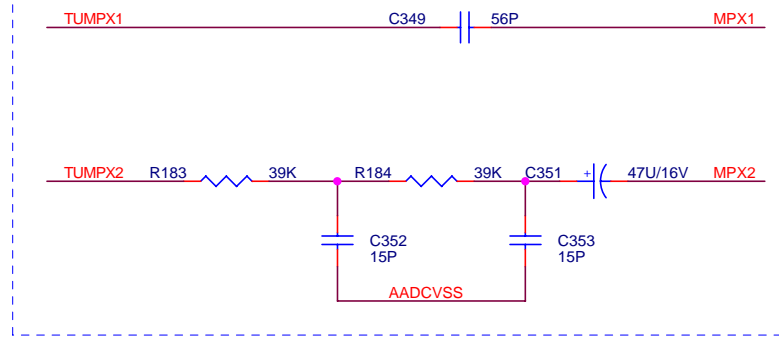
8.7. Audio/Video in Circuit



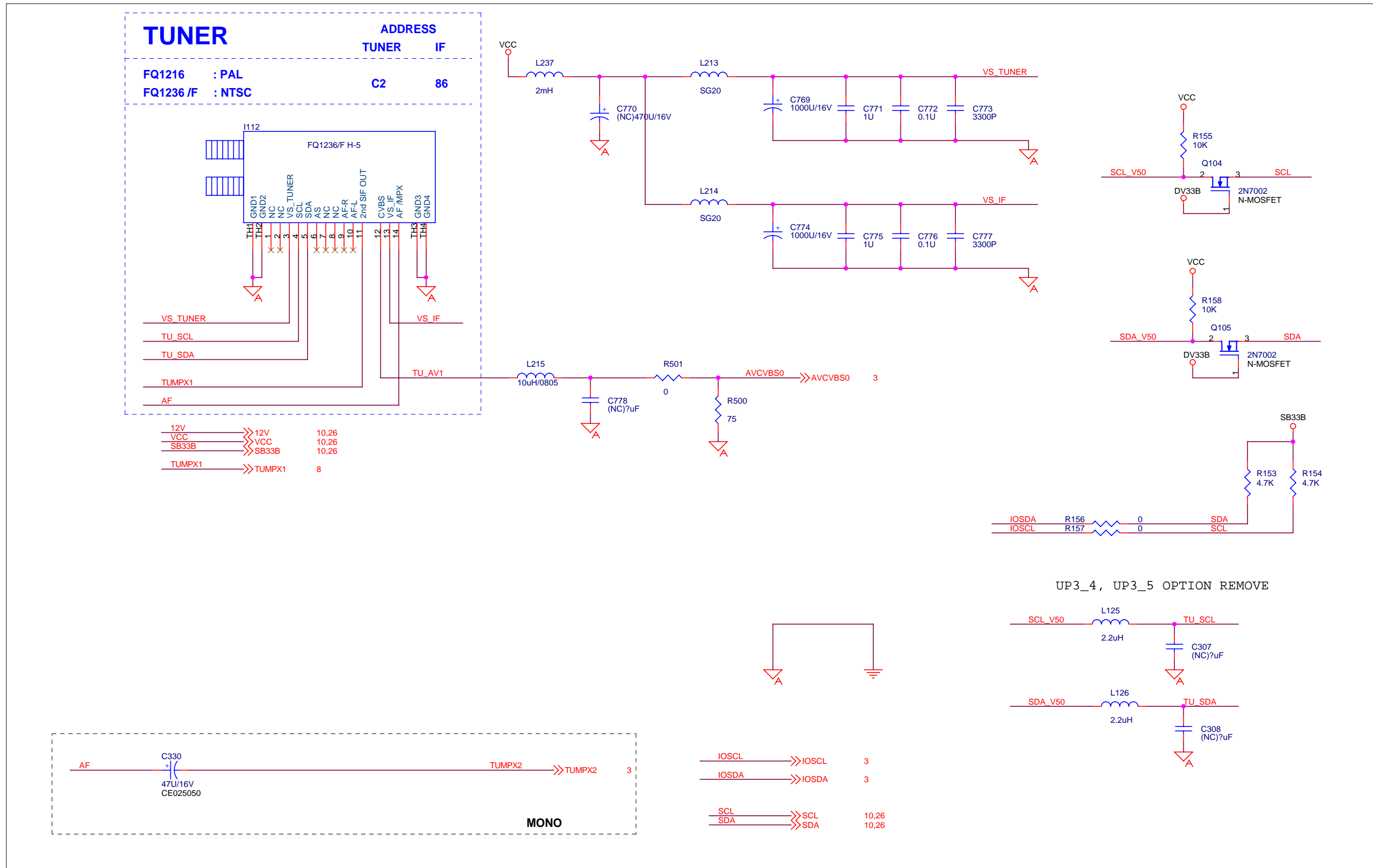
THIS PAGE NEARLY IC



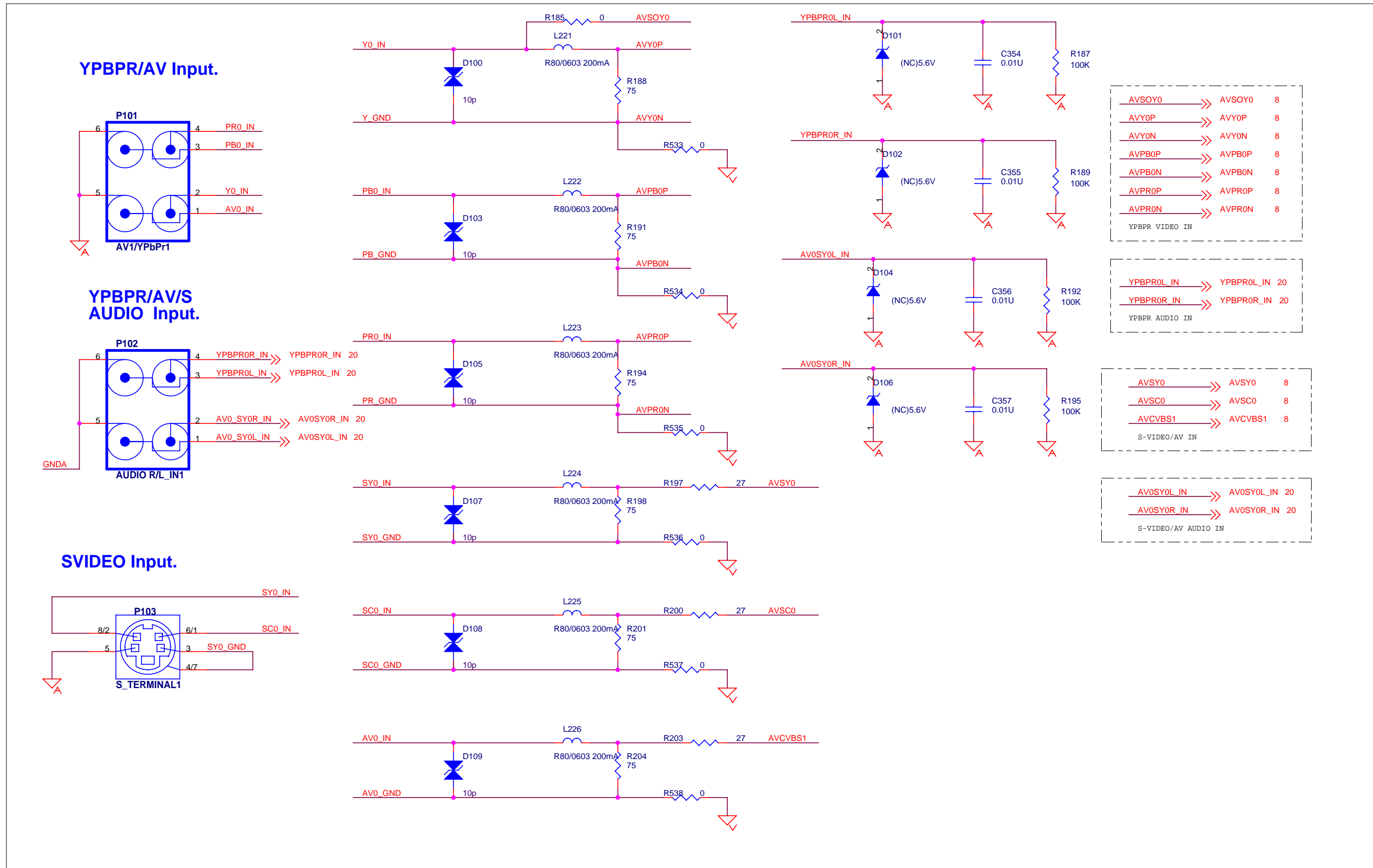
FROM Tuner



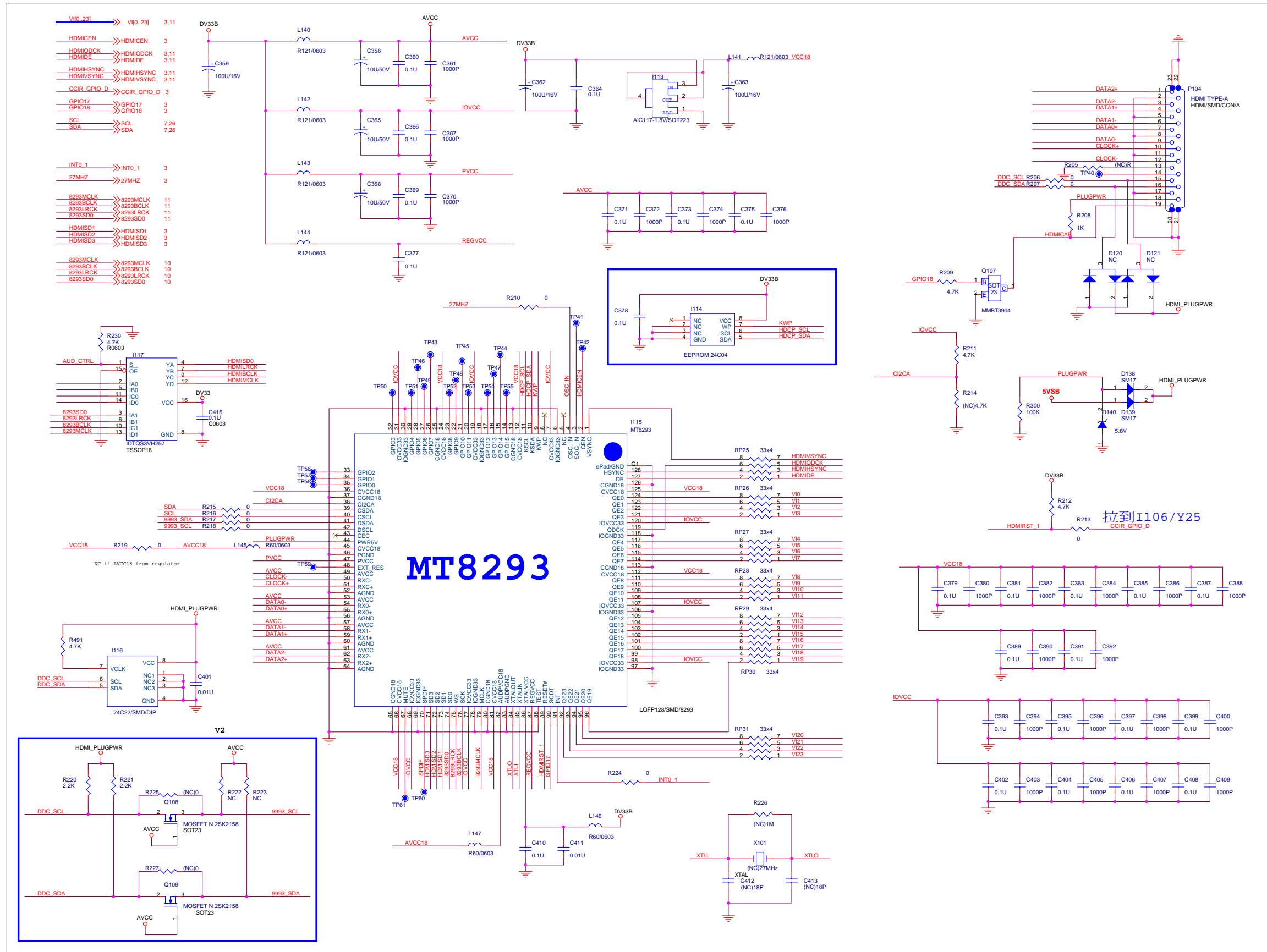
8.8. NTSC Tuner



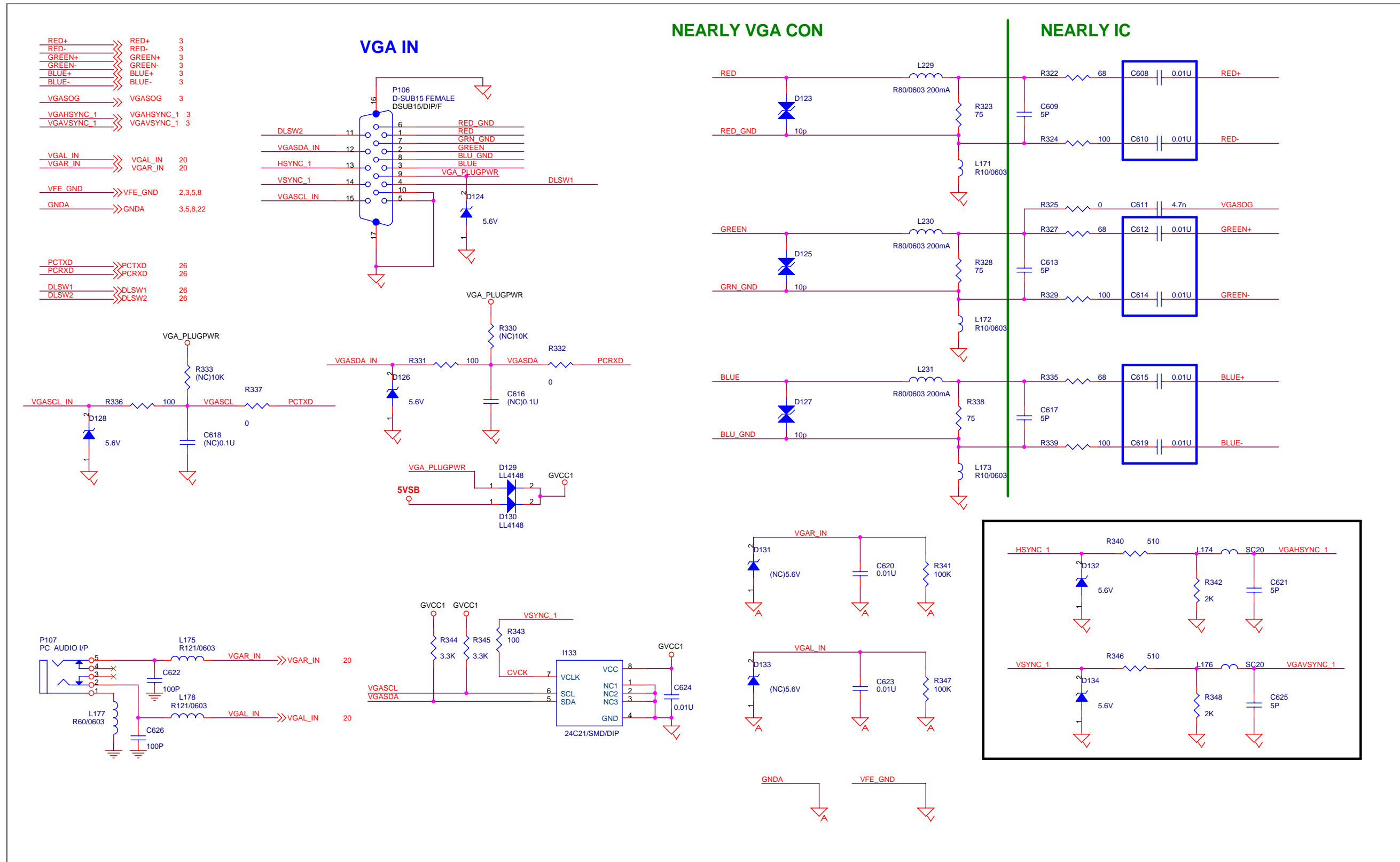
8.9. Analog Input Interface



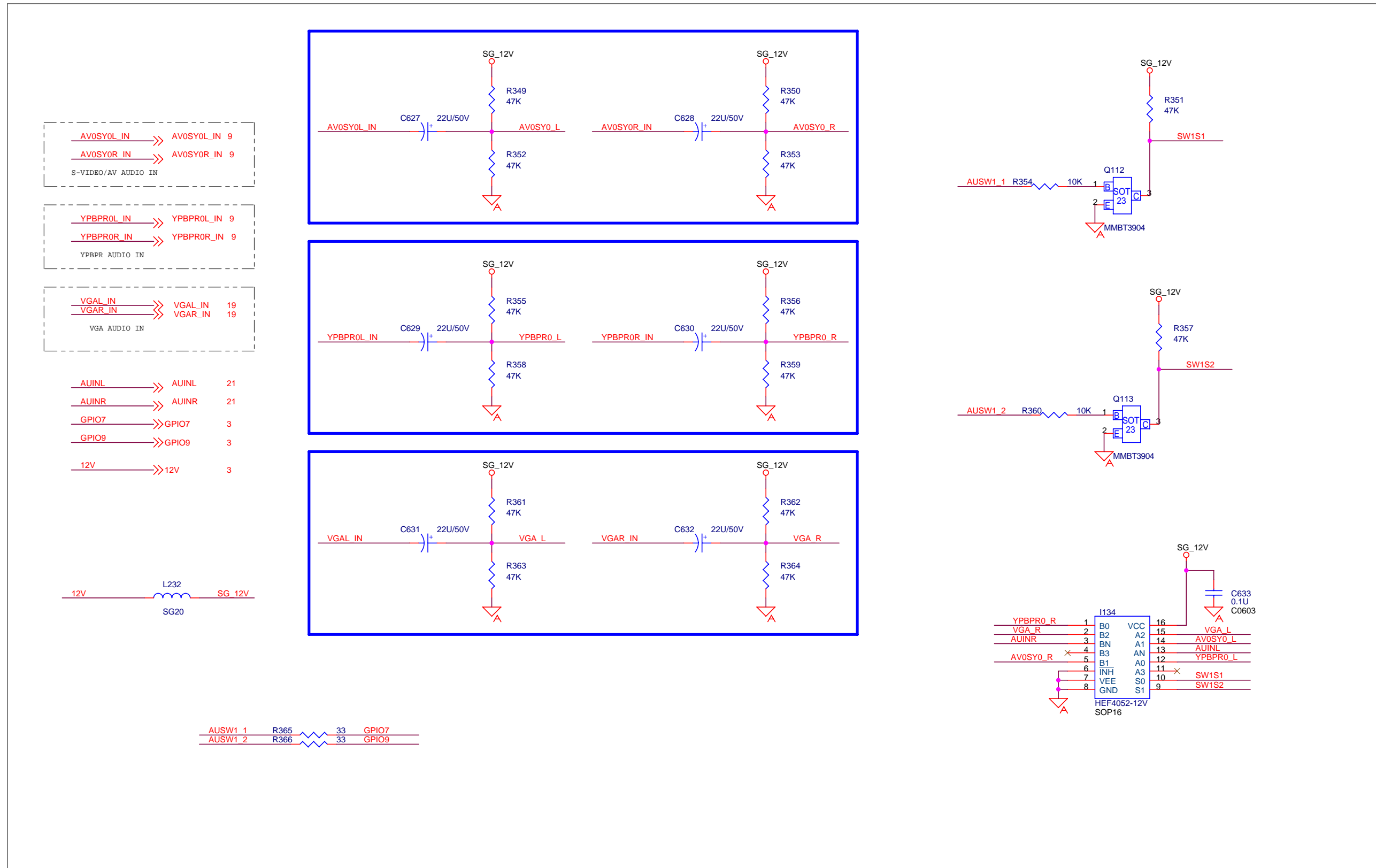
8.10. MT8293- HDMI Input



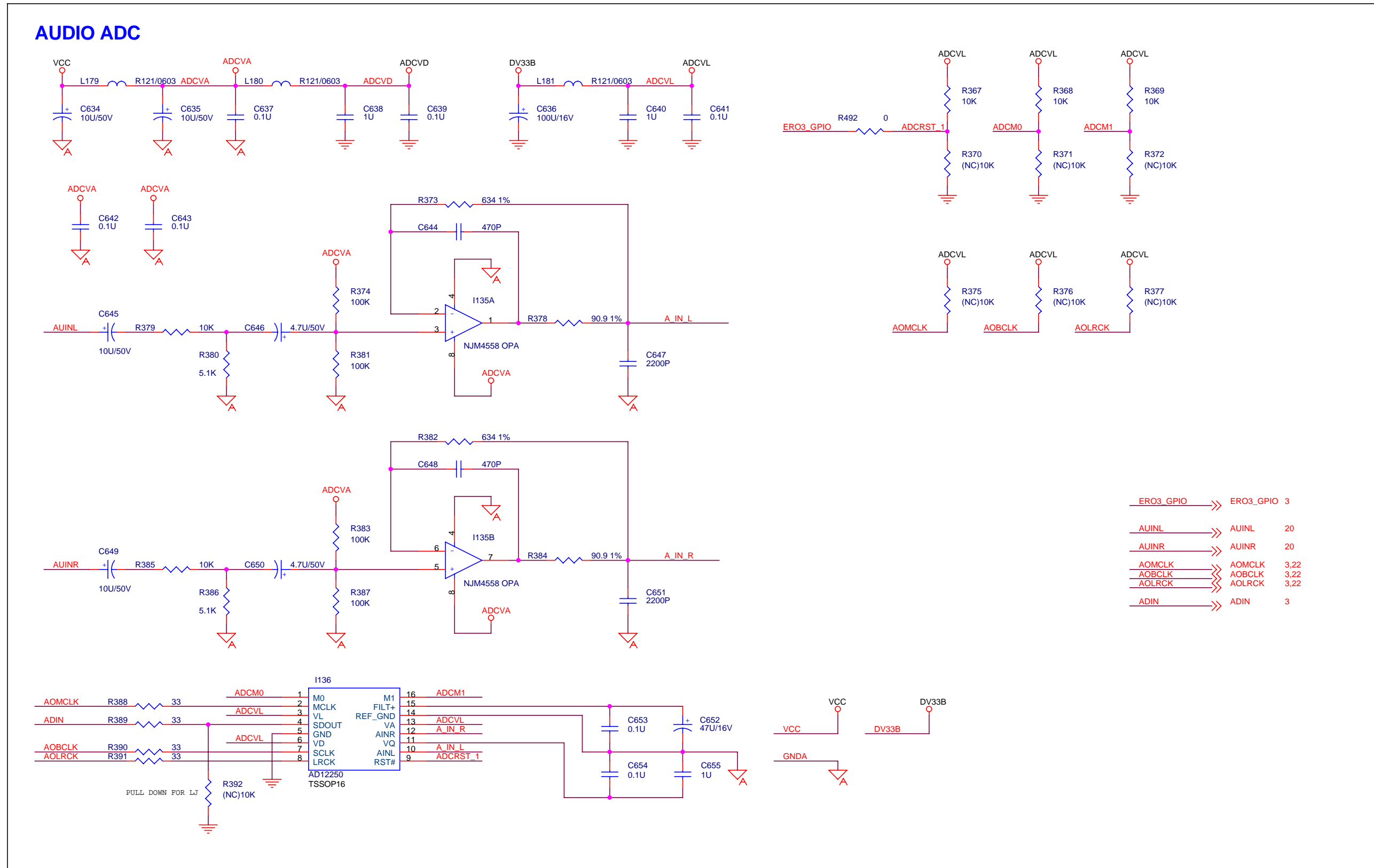
8.11. VGA source Input



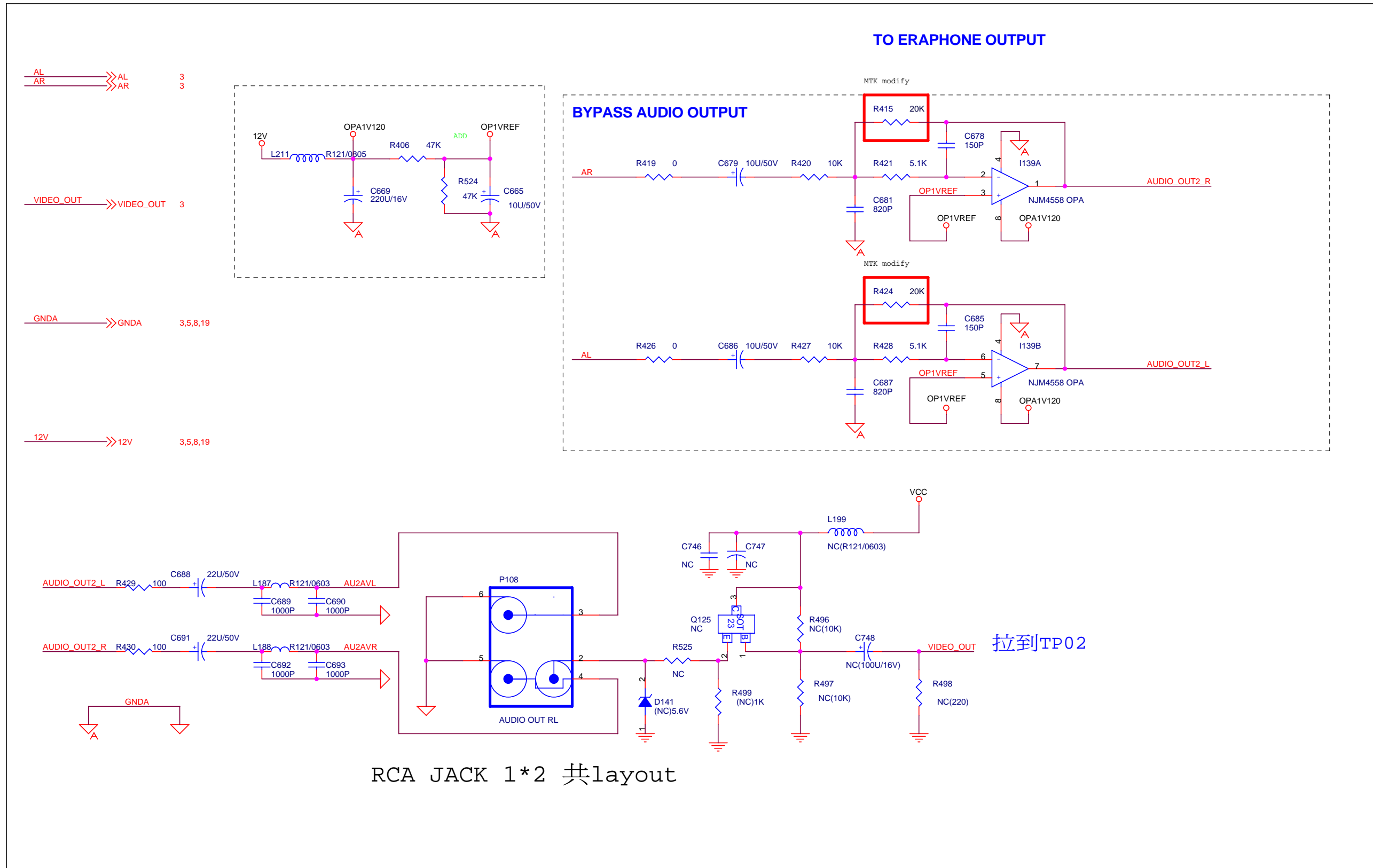
8.12. Audio Switch



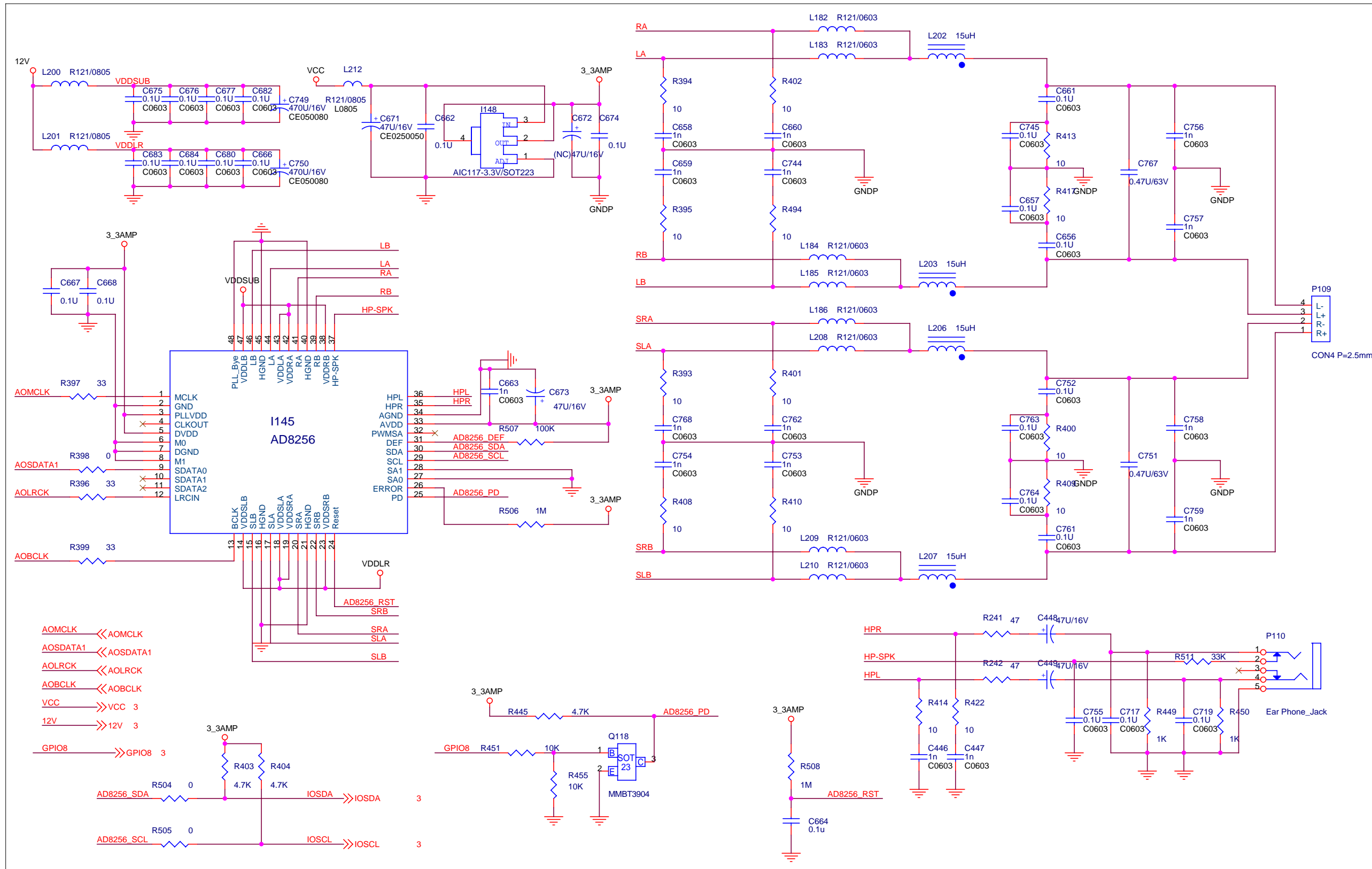
8.13. Audio ADC



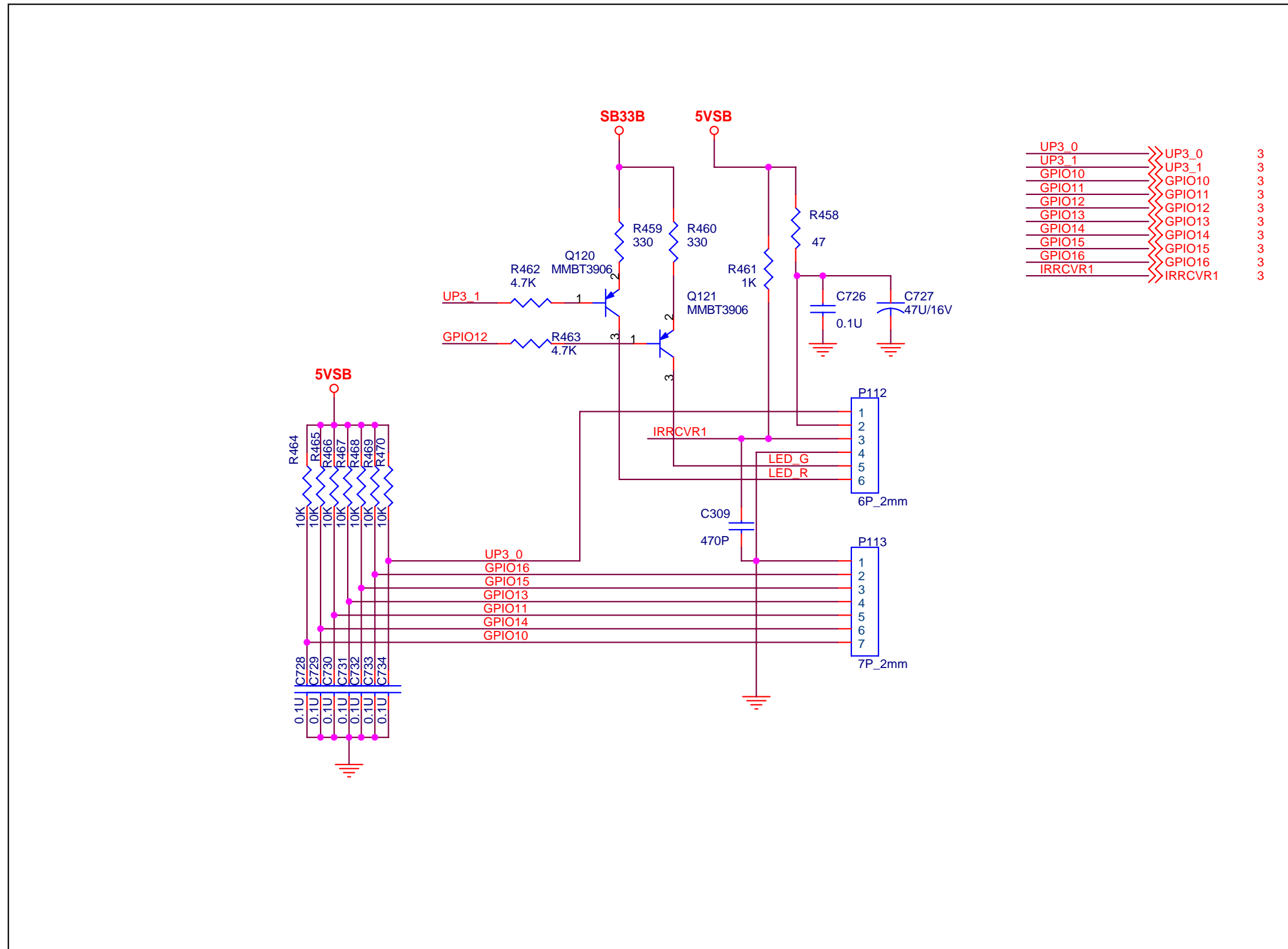
8.14. Audio RCA Output



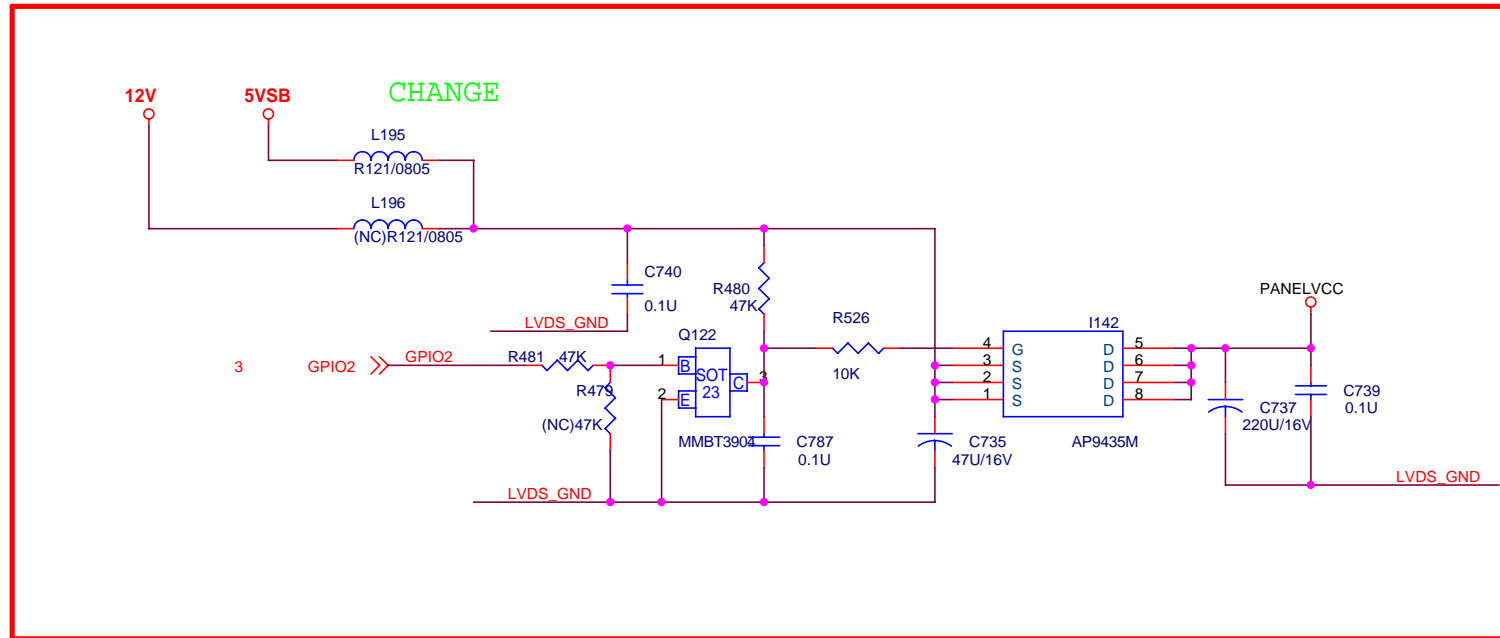

8.15. Audio Amp.



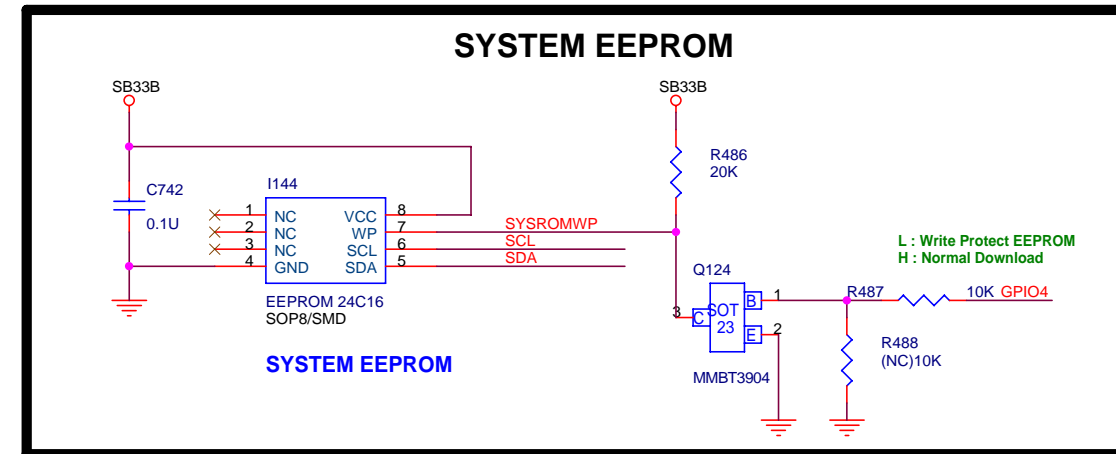
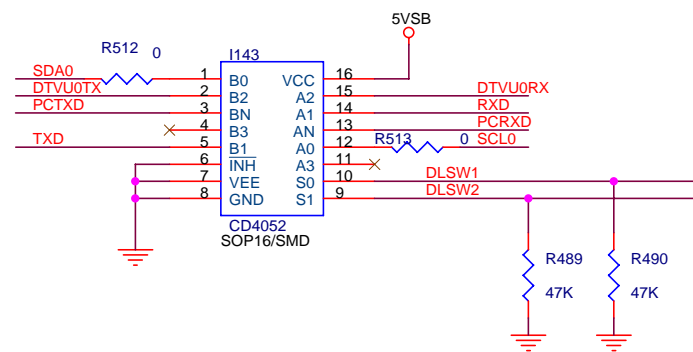
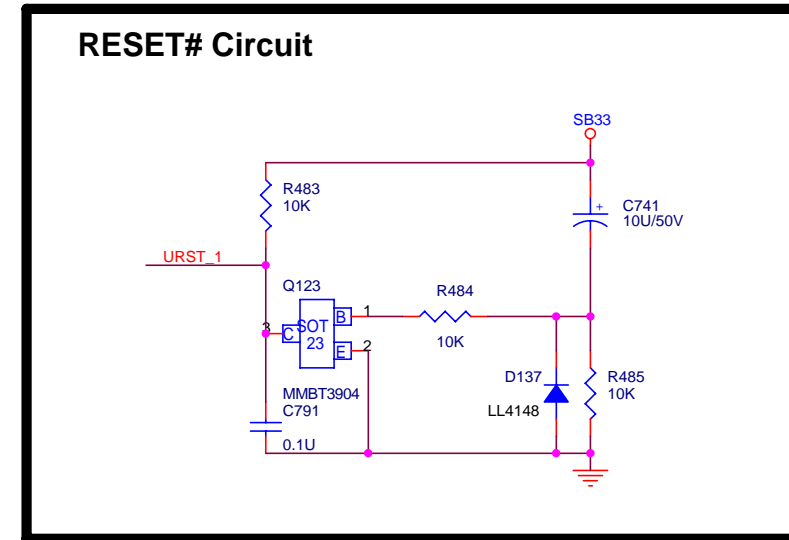
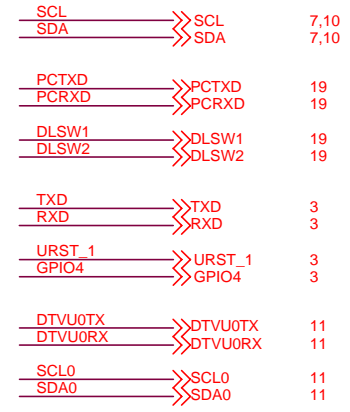
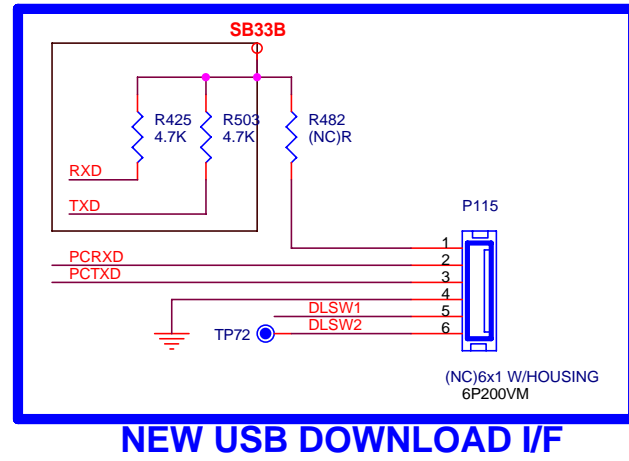
8.16. IR & Keypad Interface



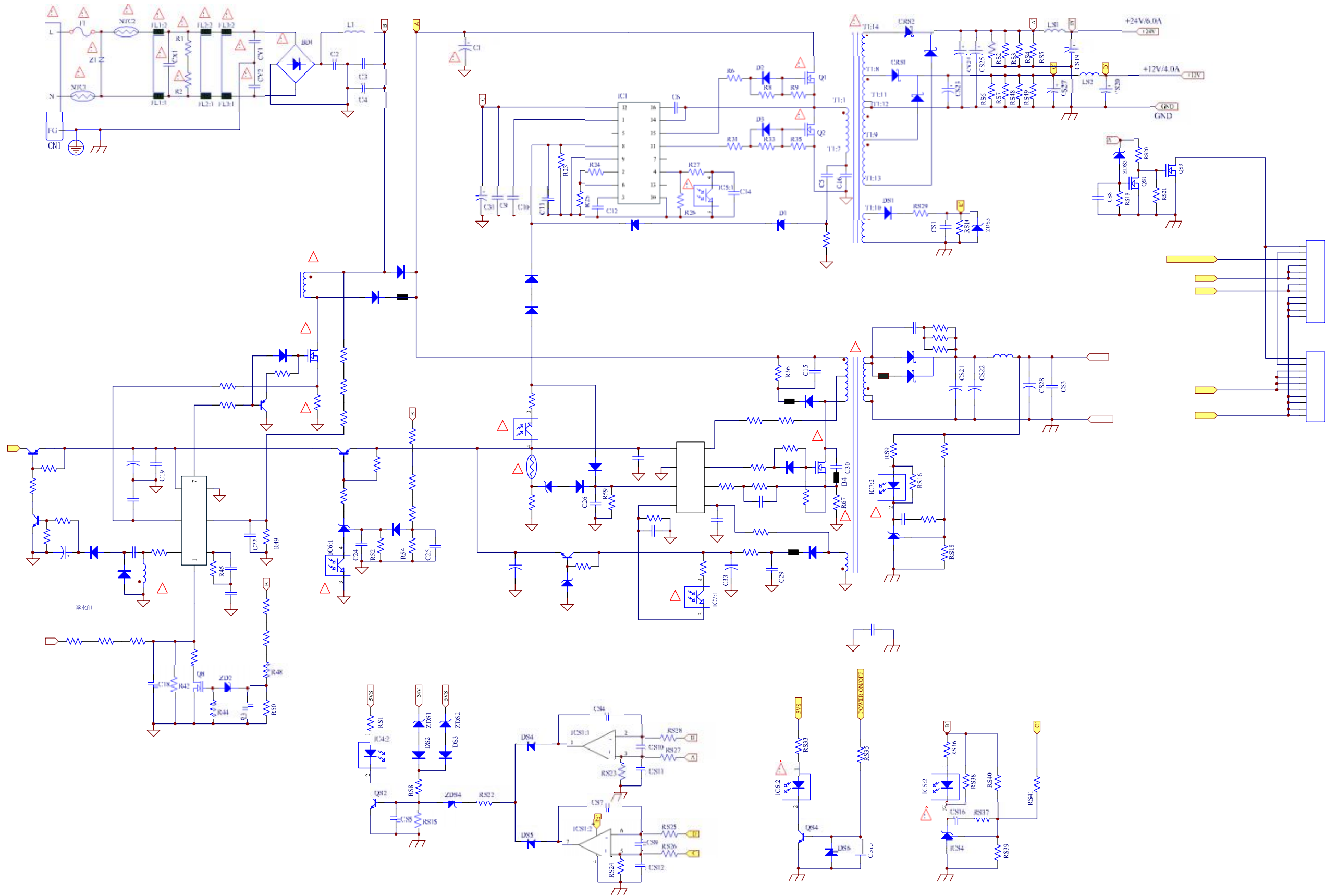
8.17. Panel LVDS interface



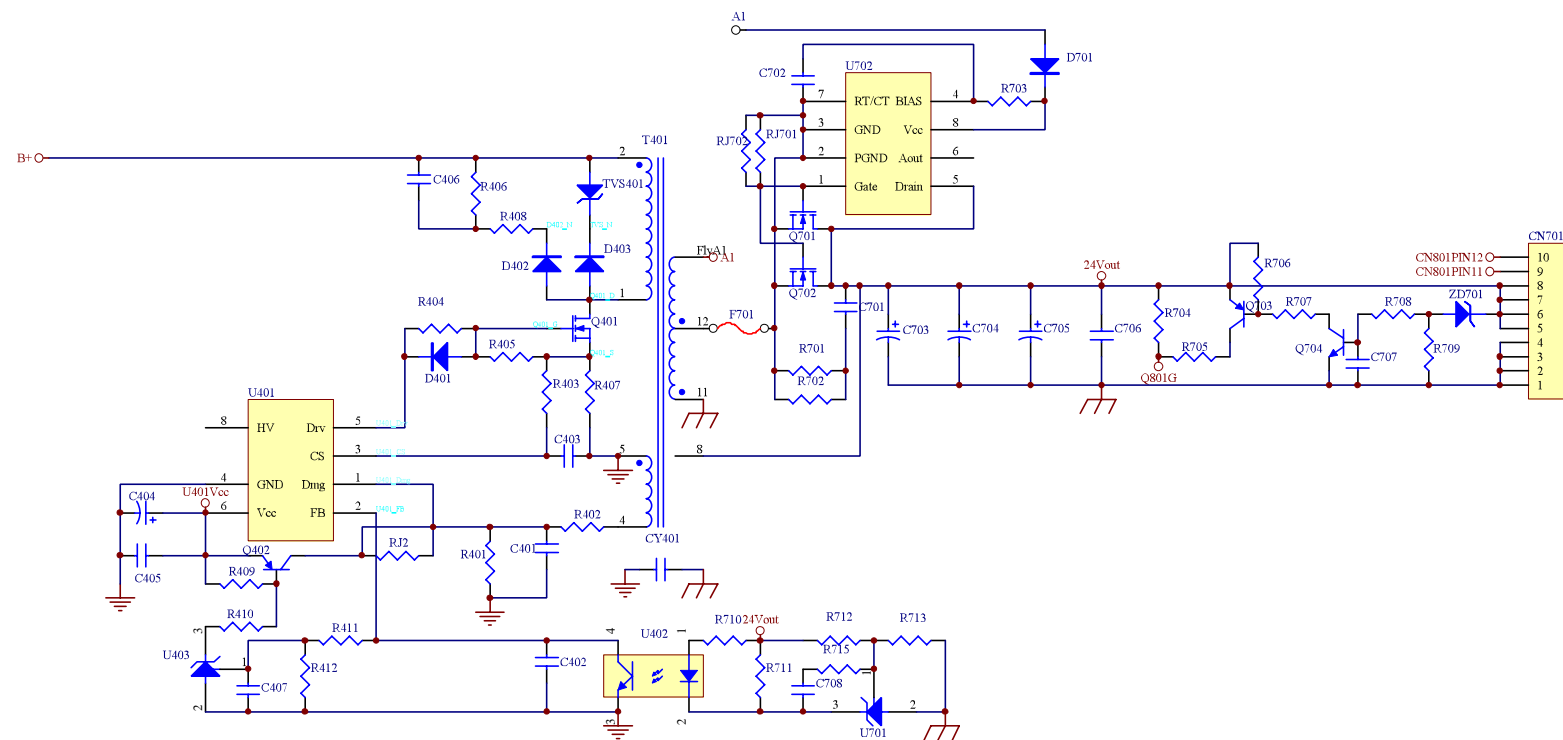
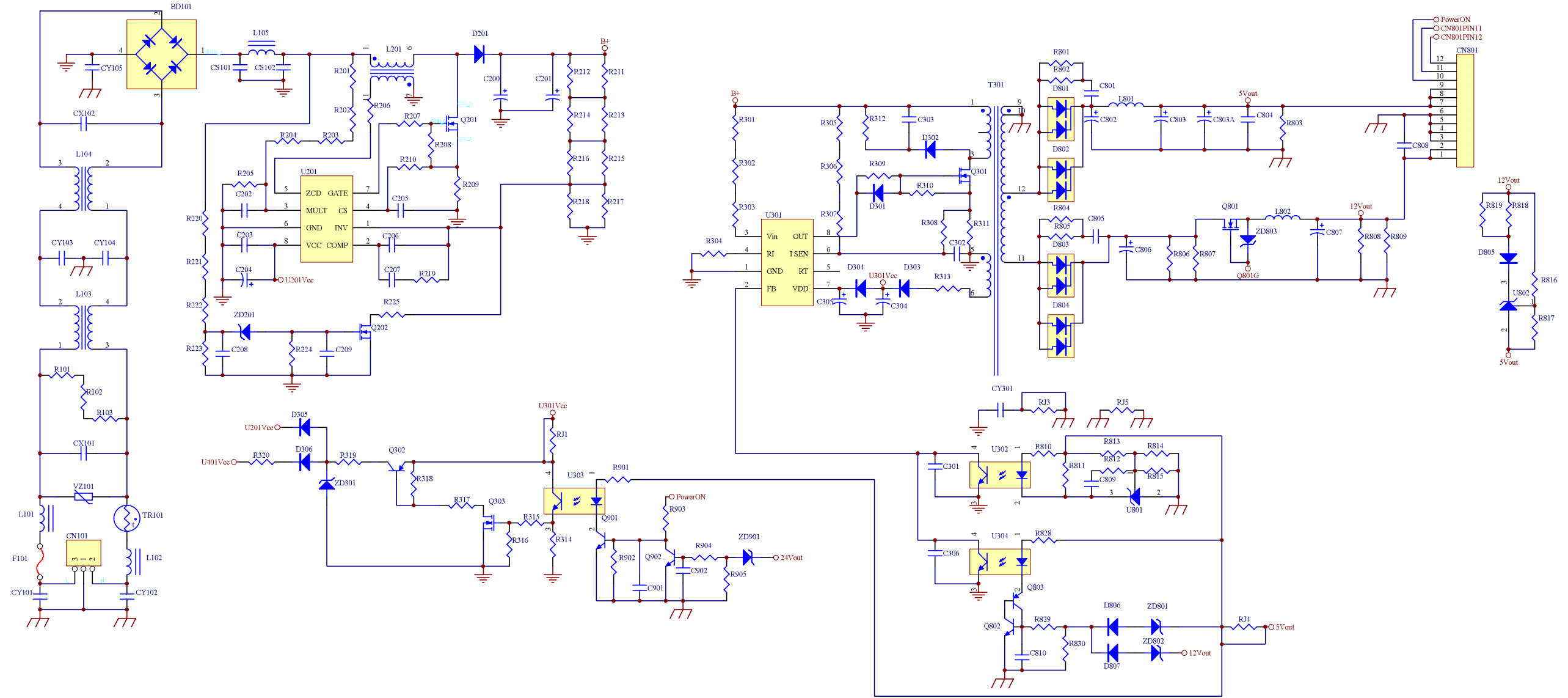
8.18. System EEPROM



8.19 Power board

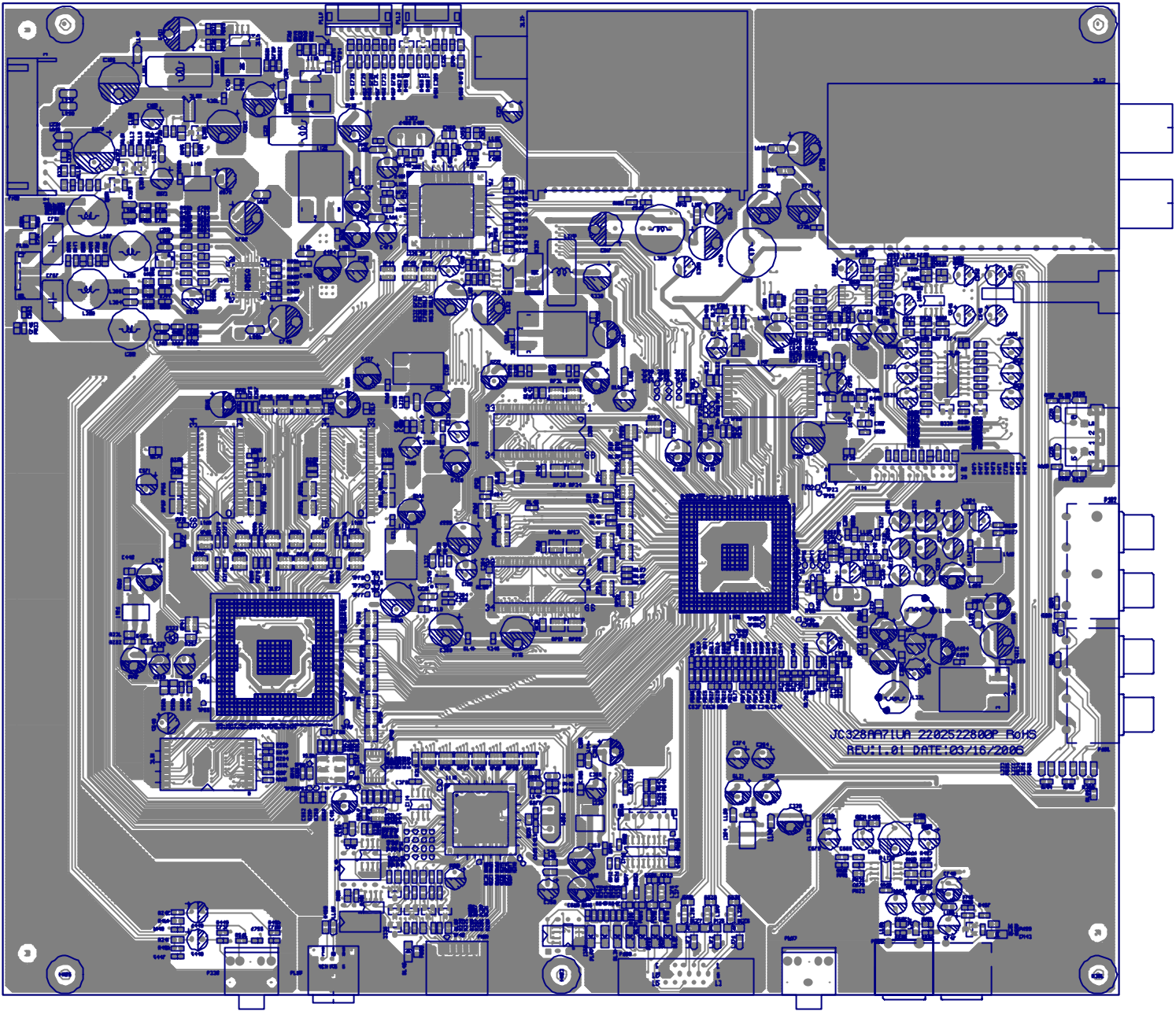


8.20 Power inverter board

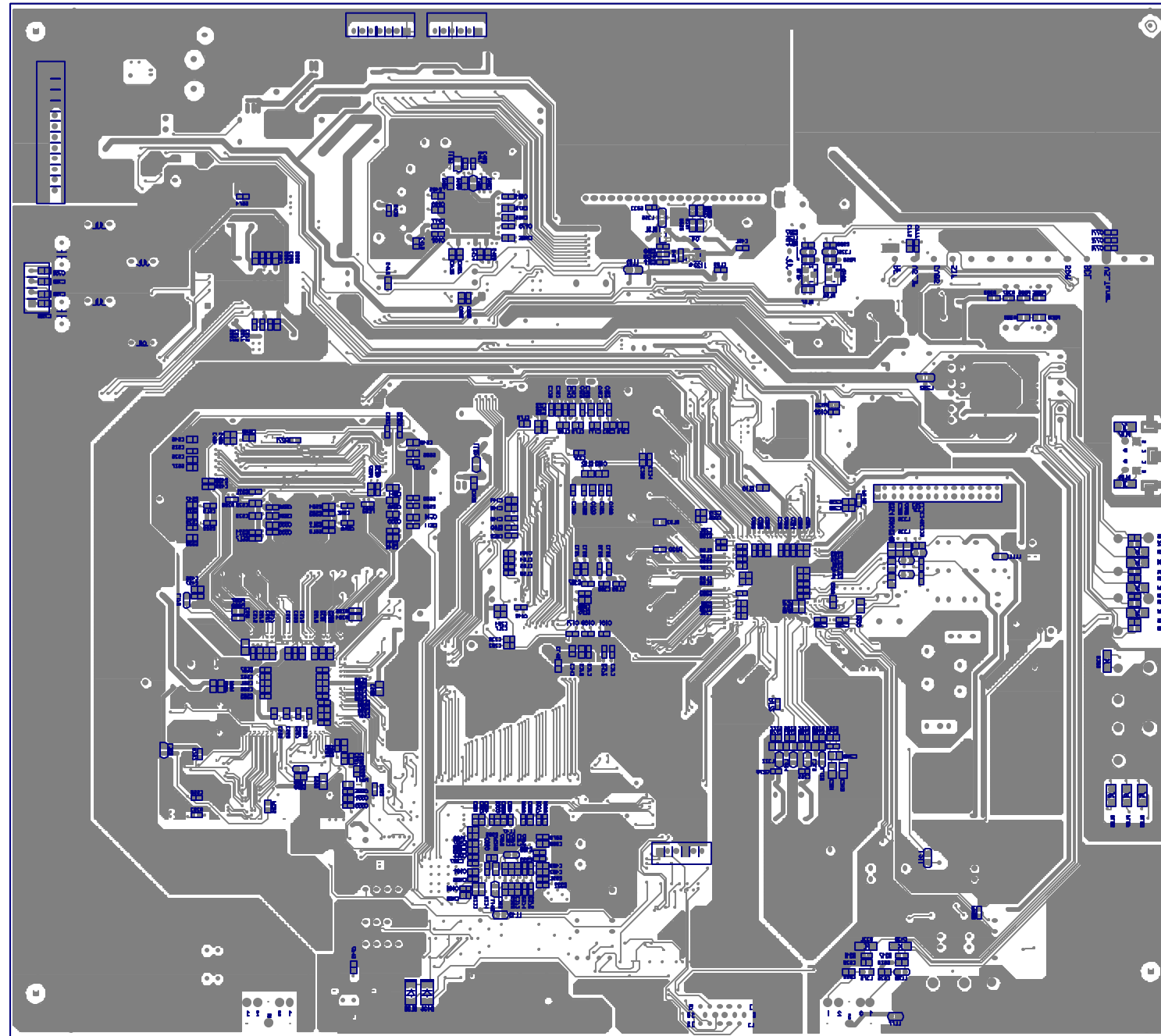


9. PCB Layout Diagrams

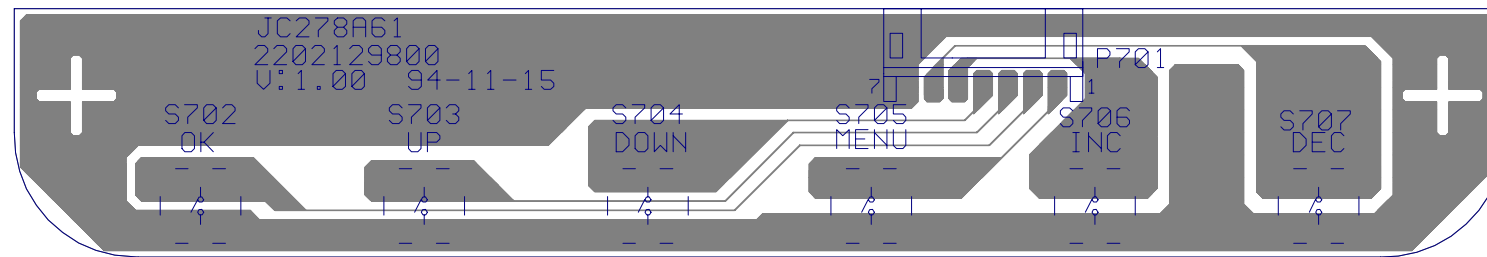
9.1. MAIN PCB TOP VIEW



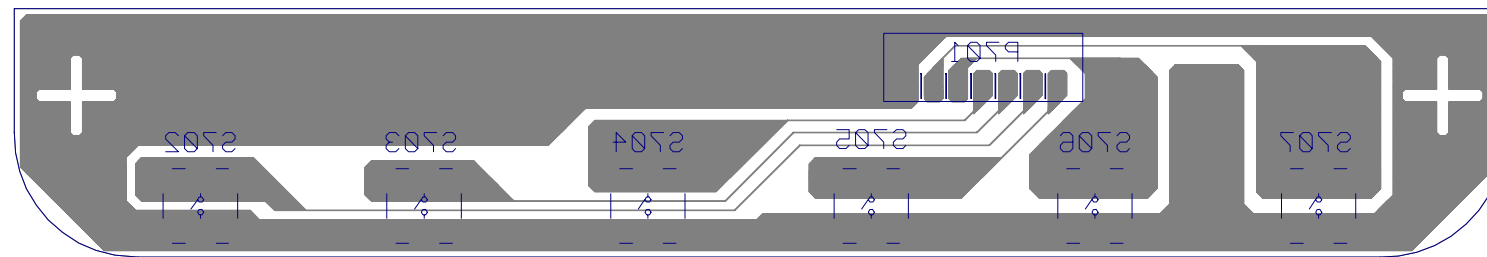
9.2. MAIN PCB BOTTOM VIEW



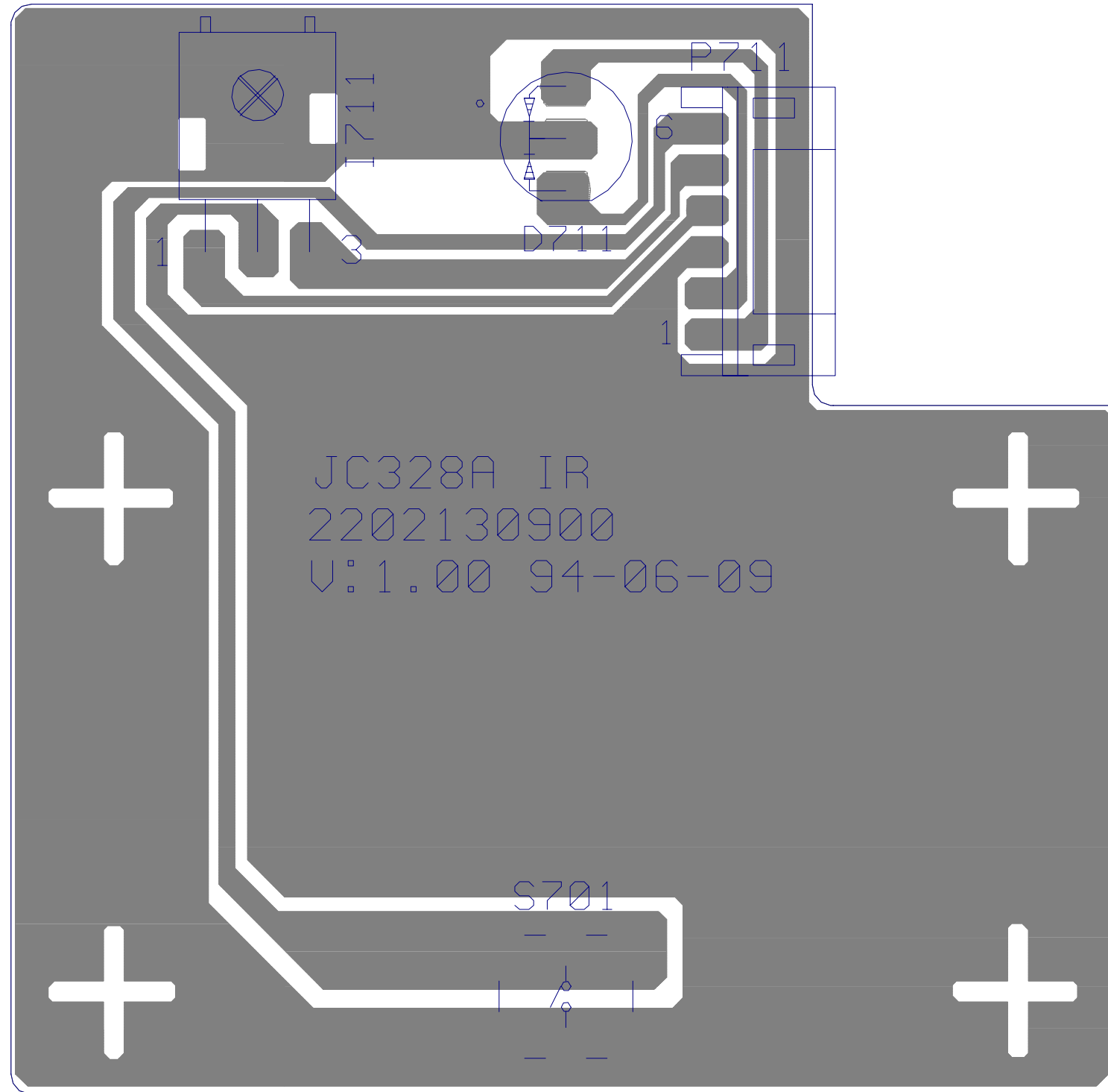
9.3. CON PCB TOP VIEW



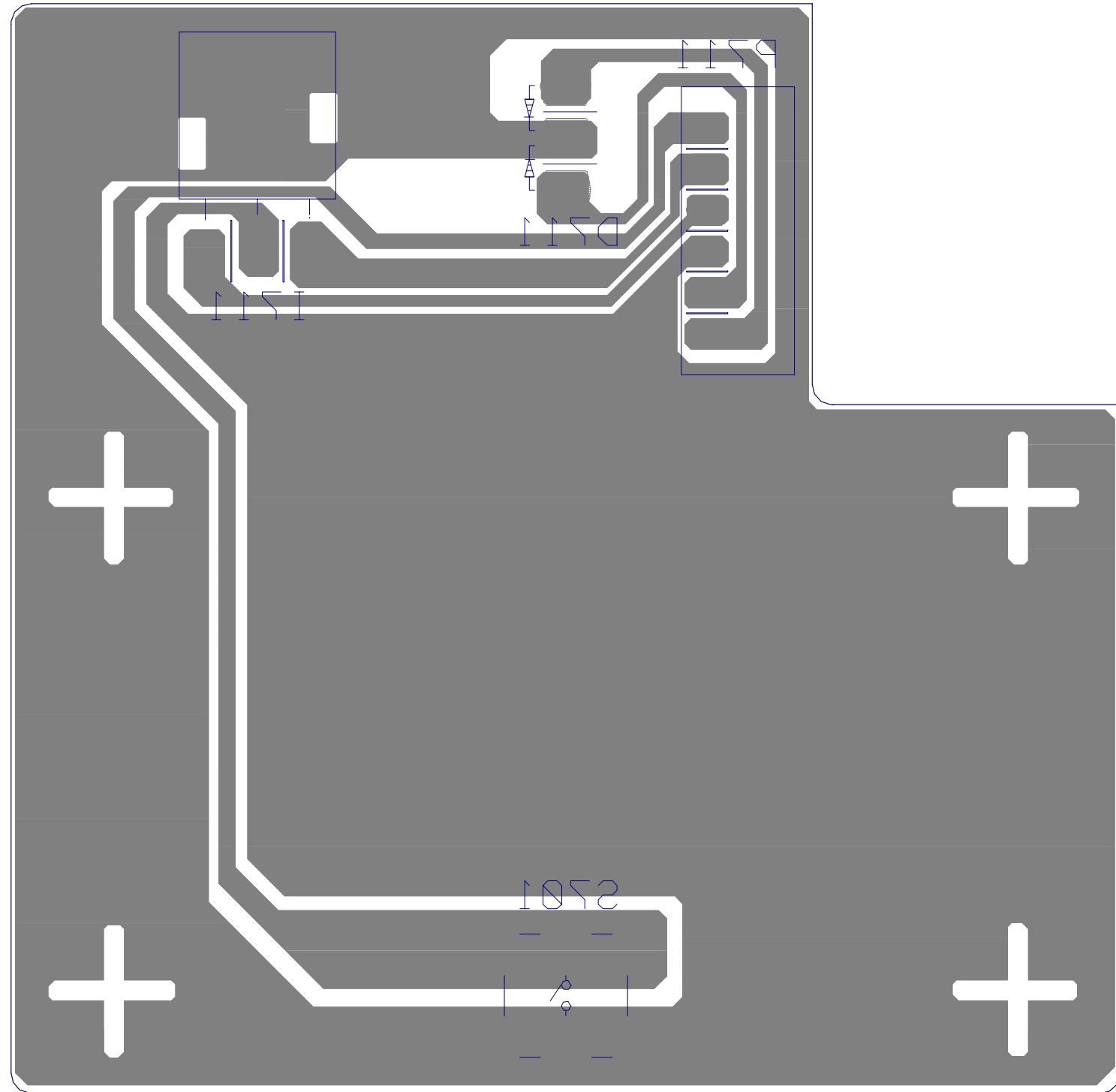
9.4. CON PCB BOTTOM VIEW



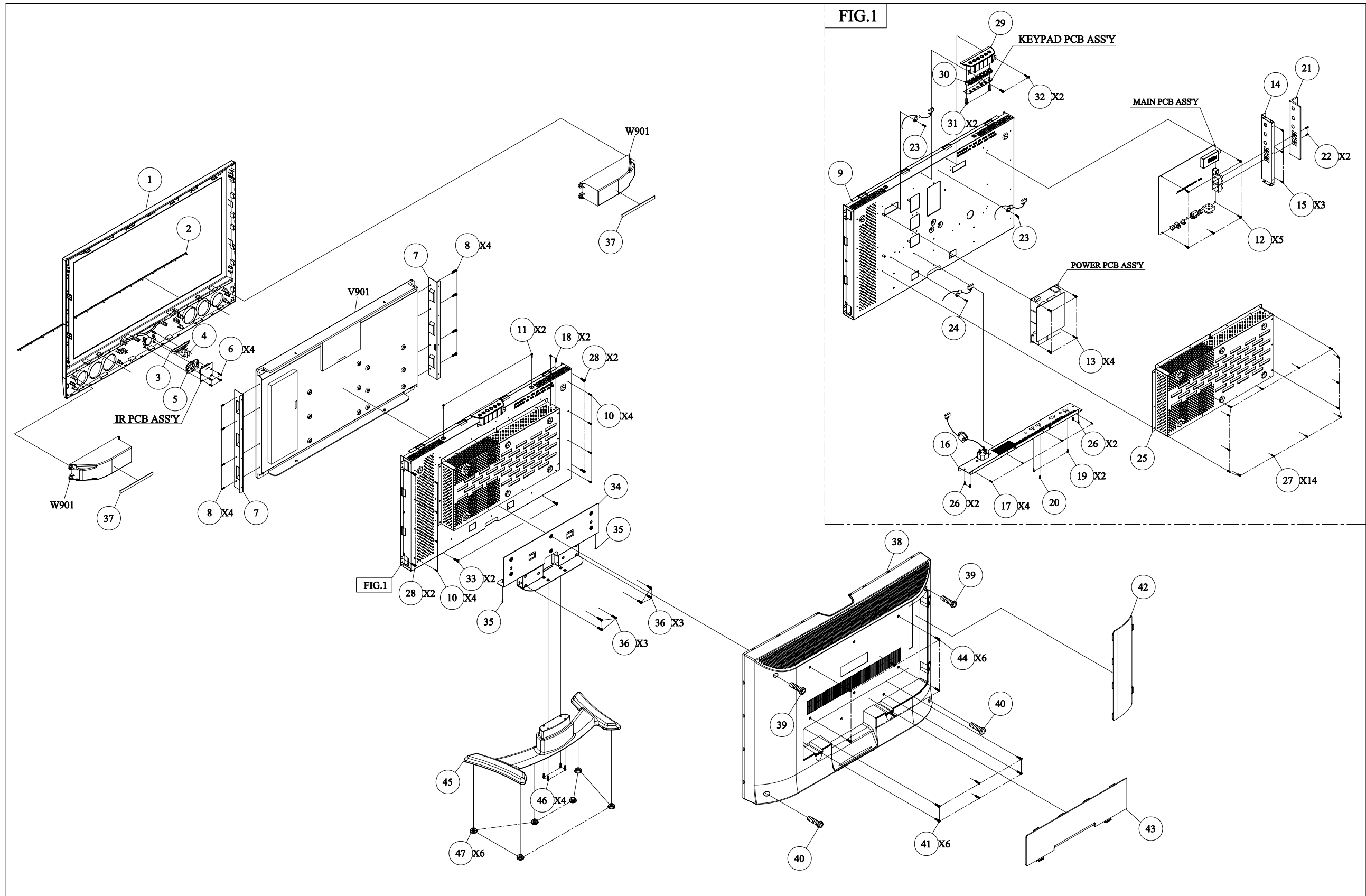
9.5. IR PCB TOP VIEW

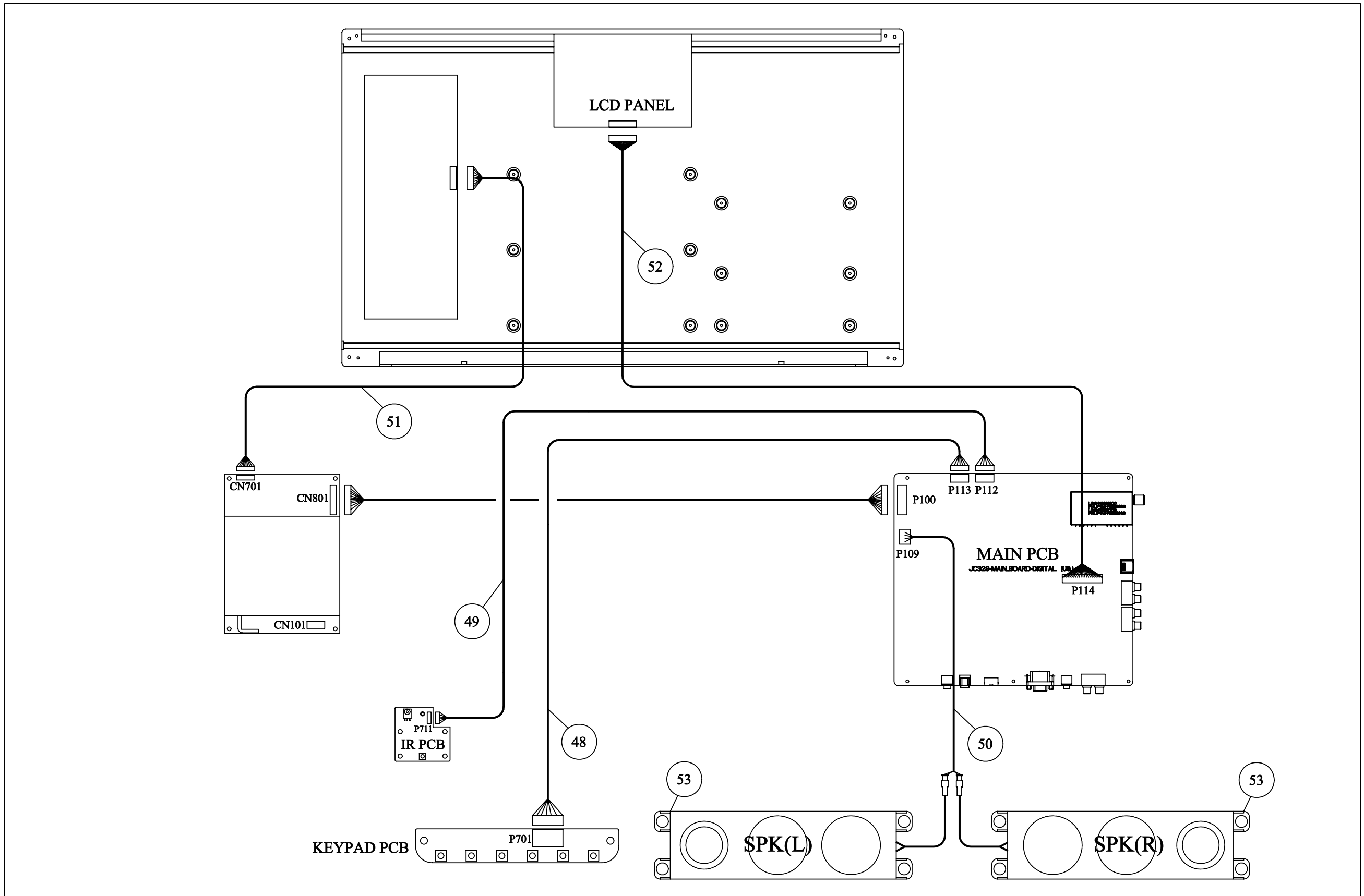


9.6. IR PCB BOTTOM VIEW



10. Exploded View And Exploded Parts List





EXPLODED PARTS LIST (N3250w-1L)

ViewSonic Model Number: VS11335-1L

Rev: 1a

Serial No. Prefix: QBA

Item	ViewSonic P/N	Ref. P/N	Description	Q'ty	
1	N/A	2024267902P	FRONT BEZEL	32AA ABS HB BLACK C	1
2	N/A	2054256101P	ORNAMENT	JC32 FRONT BAR ABS HB AL-PLATE	1
3	N/A	2033150500P	IR COVER	JC32AA PC476C (GE-121R-111)	1
4	N/A	2053754101P	LED INDIC.-PWR	JC32AA PMMA	1
5	N/A	2044266501P	FUNCTION KEY	JC278 ABS 94V0 AL-PLATE POWER	1
6	M-SCW-0824-0285	2084730082P	SCREW,BND T+	M3X8(BND T+)	4
7	N/A	2071871500P	BRACKET, FIX	SECC T=1.0MM FIX CPT PANEL	2
8	N/A	2082740082P	SCREW,BND+	M4X8(BND+)	8
9	N/A	2071972301P	METAL FITTG(DIGITAL)(U)	SECC T=1mm(CPT PANEL)	1
10	M-SCW-0824-0811	2080003700P	SCREW,SPE	ISZZTER001A M3*6L MSWR17/FZMYI	8
11	N/A	2082740082P	SCREW,BND+	M4X8(BND+)	2
12	M-SCW-0824-0811	2080003700P	SCREW,SPE	ISZZTER001A M3*6L MSWR17/FZMYI	5
13	M-SCW-0824-0811	2080003700P	SCREW,SPE	ISZZTER001A M3*6L MSWR17/FZMYI	4
14	N/A	2072050902P	METAL FITTG-I/O (RIGHT)(2U/S)	SECC T=1.0MM	1
15	N/A	2082630042P	SCREW	M3*4 P=0.5	3
16	N/A	2072050705P	METAL FITTG-I/O (DOWN)(2U/S)	SECC T=1.0MM(NO HOT SWITCHES)	1
17	N/A	2082630042P	SCREW	M3*4 P=0.5	4
18	N/A	2083630068P	SCREW FMS+	M3X6,M,S-TITE,F,NI	2
19	M-SCW-0824-0285	2084730082P	SCREW,BND T+	M3X8(BND T+)	1
20	N/A	2082630062P	SCREW	M3X6 P=0.5	1
21	N/A	2027263801P	DUST COVER -I/O (2U/S)	JC32 ABS HB BLACK C	1
22	N/A	2083730102P	SCREW,BND T+	SCREW BND T+	2
23	M-SCW-0824-0811	2080003700P	SCREW,SPE	ISZZTER001A M3*6L MSWR17/FZMYI	4
24	N/A	2080040062P	SCREW,SPE	M4*8 PMS-3/W	1
25	N/A	2071972400P	METAL FITTG	SECC T=1.0MM VESA SUPPORT	1
26	N/A	2083630068P	SCREW FMS+	M3X6,M,S-TITE,F,NI	4
27	N/A	2082630042P	SCREW	M3*4 P=0.5	14
28	N/A	2084740122P	SCREW,BND T+	M4*12 (BND T+)	4
29	N/A	2027259602P	DUST COVER	JC32 ABS HB BLACK C	1
30	N/A	2044266601P	FUNCTION KEY	JC278 ABS 94V0 AL-PLATE FUNCTI	1
31	M-SCW-0824-0285	2084730082P	SCREW,BND T+	M3X8(BND T+)	2
32	N/A	2082630062P	SCREW	M3X6 P=0.5	2
33	N/A	2084740082P	SCREW,BND T+	M4X8(BND T+)	2
34	N/A	2071871400P	BRACKET, FIX	SECC T=2.0MM FIX ARM	1
35	N/A	2086240122P	SCREW,P SW+	M4*12 PSW+	2
36	N/A	2084740122P	SCREW,BND T+	M4*12 (BND T+)	6
37	N/A	2061254002P	SPONGE	SPONGE BLACK 20*30*50MM	2
38	N/A	2022265407P	CABI BACK(MT11020)(NO HOT SWIT	JC32(T)ABS HB BLACK C(2U)	1
39	N/A	2082740084P	SCREW,BND+	BMS 4X8 BLACK	2
40	M-SCW-0824-6944	2084740124P	SCREW,BND T+	M4X12(BND T+) (BLK)	2
41	N/A	2082340102P	SCREW,CSK+	SCREW F M4X10 (CSK+)	6
42	N/A	2027262602P	DUST COVER(MT11020)	JC32(T)ABS HB BLACK C (R)	1
43	N/A	2027262702P	DUST COVER(MT11020)	JC32(T)ABS HB BLACK C (D)	1
44	N/A	2080005900P	SCREW,SPE	M6*10MM TYPE""I"" BLACK ZN	6
45	HW-00003572	2071874401P	BRACKET, FIX	JC328AA BASE AL(BLACK C)	1
46	N/A	2082750402P	SCREW,BND+	M5X40,M,P,ZN-CC	4
47	N/A	2039802303P	FOOT PAD	VA520 CR420x φ 16.5x5.8 BLACK	6
48	N/A	2427407004P	WIRE HARNESS	7/7P H/H 1007#26 L=280mm	1
49	N/A	2427406004P	WIRE HARNESS	6/6P H/H 1007#26 L=550mm	1
50	N/A	2427404006P	WIRE HARNESS	4/2+2P H/A 1007#24 L=600mm	1
51	N/A	2427414003P	WIRE HARNESS	10/14P H/H 1007#28+128C L=280	1
52	N/A	2427430023P	WIRE HARNESS	30/30P H/H 1571#28 L=350mm	1
53	N/A	2391310062P	SPEAKER ASS'Y	10W/6ohm L228*W65*H77mm	2

11. Recommend Spare Parts List

RECOMMENDED SPARE PARTS LIST (N3250w-1L)

ViewSonic Model Number: VS11335-1L

Serial No. Prefix: QBA

Rev: 1e

Item	Description	ECR/ECN	ViewSonic P/N	Ref. P/N	Location	Universal number#
1	Accessories: [Adapter, Remote Control]	AC POWER CORD USA WALL 1.83M BLACK	A-00005362	A-00005362	2427130046P	P901
2		CONT BLOCK JC328AAX2S ViewSonic N3250W-L	A-00006621	A-00006621	2419200088P	H901
4	PC Board Assembly: [All PCBA]	PC BOARD ASS'Y FSP212-3F01(J051) SPI	B-00005504	B-00005504	2200227028P	U801
5		PC BOARD ASS'Y 201-C001 JC328 DARFON	B-00005963	B-00005963	2200202400P	U801
6		PCB ASS'Y BLOCK (MAIN)	B-00006622	B-00006622	6201-703214634I	
7		PCB ASS'Y BLOCK (CON)	B-00006623	B-00006623	6202-703214634I	
8		PCB ASS'Y BLOCK (IR) 201-C001 JC328 DARFON	B-00006624	B-00006624	6206-703229130I	
9	Cabinets: [Front Panel, Back]	Front Panel (Bezel Assembly) ABS 94HB BLACK	C-00005964	C-00005964	2603307875	
10		CABI BACK ASSY JC32(T)ABS HB BLACK C(2U)	C-00006625	C-00006625	2603407695	
11	Cables: [All Cables]	I/O CABLE D15/D15 20276(4.5) 1.83M BLACK	CB-00005507	CB-00005507	2427501195P	P902
3		I/O CABLE D15/D15 20276(3+6) 1.83M BLACK	A-VC-0101-0386	A-VC-0101-0386	2427501187P	P902
12	Documentation: [Quick Start Guide, CD Rom]	OWNER GUIDE N3250W(L) VS11335-1L SOUTH USA	DC-00006367	DC-00006367	2001131599P	6P80
13		GUARANT CARD VIEWSONIC N3250W(L) (L) QSG	DC-00006620	DC-00006620	2002310587P	6P81
14	Electronic Components: [CRT-EEPROM, Fly Back Transformer, Microprocessor] [LCD TV, Panel]	LCD PANEL CLAA320WA-01C-A CPT	E-00005966	E-00005966	2212010800P	V901
15	Hardware:	BRACKET, FIX JC328AA BASE AL(BLACK C)	HW-00003572	HW-00003572	2071874401P	5B01
16	Packing Material: [Box, Foam]	POLYFOAM 32"AA TOP(R) EPE	P-00004461	P-00004461	2012184600P	6P20
17		POLYFOAM 32"AA TOP(L) EPE	P-00004462	P-00004462	2012184700P	6P21
18		POLYFOAM 32"AA DOWN EPE	P-00004463	P-00004463	2012184800P	6P22
19		CARTON BOX 360X220X50mm (WDXH) BOX(B)	P-00004497	P-00004497	2011100017P	6P85
20		CARTON BOX VIEWSONIC N3250W(L) VS11335-1L	P-00006630	P-00006630	2011132534P	6P01
21		POLYETHY BAG 1700*1300MM T=0.03MM HDPE	P-00006599	P-00006599	2013054029P	6P61

Remark 1: Above listed items are examples, supplier can expand the rows to add more necessary items.

Remark 2: All revised RSPLs with newly added items or any change made should be highlighted and correlated with the ECN/ECR approved by ViewSonic Corporation. This is to elimin

BOM LIST (N3250w-1L)

ViewSonic Model Number: VS11335-1L

Rev: 1e

Serial No. Prefix: QBA

Item	ViewSonic P/N	Ref. P/N	Description		Location	Universal number#	Qty
1	N/A	2346110496P	CAP,CHIP 125'C	CS 0603/X7R/50V 0.1u K T	C100		1
2	N/A	2346110496P	CAP,CHIP 125'C	CS 0603/X7R/50V 0.1u K T	C101		1
3	E-00003865	2346710596P	CAP,CHIP 85'C	CS 0603/Y5V/16V 1.0u Z T	C104		1
4	N/A	2346110496P	CAP,CHIP 125'C	CS 0603/X7R/50V 0.1u K T	C107		1
5	N/A	2346110496P	CAP,CHIP 125'C	CS 0603/X7R/50V 0.1u K T	C112		1
6	N/A	2346110496P	CAP,CHIP 125'C	CS 0603/X7R/50V 0.1u K T	C114		1
7	N/A	2346110496P	CAP,CHIP 125'C	CS 0603/X7R/50V 0.1u K T	C123		1
8	N/A	2346110496P	CAP,CHIP 125'C	CS 0603/X7R/50V 0.1u K T	C126		1
9	N/A	2346110496P	CAP,CHIP 125'C	CS 0603/X7R/50V 0.1u K T	C127		1
10	N/A	2346110496P	CAP,CHIP 125'C	CS 0603/X7R/50V 0.1u K T	C129		1
11	N/A	2346110496P	CAP,CHIP 125'C	CS 0603/X7R/50V 0.1u K T	C133		1
12	N/A	2346110496P	CAP,CHIP 125'C	CS 0603/X7R/50V 0.1u K T	C134		1
13	E-C-0404-4423	2341122096P	CAP,CHIP 125'C	CS 0603/COG/50V 22p J T	C135		1
14	N/A	2341127096P	CAP,CHIP 125'C	CS 0603/COG/50V 27p J T	C136		1
15	N/A	2346110496P	CAP,CHIP 125'C	CS 0603/X7R/50V 0.1u K T	C144		1
16	N/A	2346110496P	CAP,CHIP 125'C	CS 0603/X7R/50V 0.1u K T	C146		1
17	N/A	2346110496P	CAP,CHIP 125'C	CS 0603/X7R/50V 0.1u K T	C184		1
18	N/A	2347647596P	CAP,CHIP 85'C	CS 0805/Y5V/16V 4.7u Z T	C194		1
19	N/A	2346110496P	CAP,CHIP 125'C	CS 0603/X7R/50V 0.1u K T	C195		1
20	N/A	2346110496P	CAP,CHIP 125'C	CS 0603/X7R/50V 0.1u K T	C207		1
21	N/A	2346110496P	CAP,CHIP 125'C	CS 0603/X7R/50V 0.1u K T	C208		1
22	N/A	2346110496P	CAP,CHIP 125'C	CS 0603/X7R/50V 0.1u K T	C209		1
23	N/A	2346110496P	CAP,CHIP 125'C	CS 0603/X7R/50V 0.1u K T	C211		1
24	N/A	2347647596P	CAP,CHIP 85'C	CS 0805/Y5V/16V 4.7u Z T	C213		1
25	N/A	2346110496P	CAP,CHIP 125'C	CS 0603/X7R/50V 0.1u K T	C223		1
26	N/A	2346110496P	CAP,CHIP 125'C	CS 0603/X7R/50V 0.1u K T	C224		1
27	N/A	2347710696P	CAP,CHIP 85'C	CS 0805/Y5V/10V 10u Z T	C225		1
28	E-00003865	2346710596P	CAP,CHIP 85'C	CS 0603/Y5V/16V 1.0u Z T	C228		1
29	N/A	2347647596P	CAP,CHIP 85'C	CS 0805/Y5V/16V 4.7u Z T	C229		1
30	E-00003865	2346710596P	CAP,CHIP 85'C	CS 0603/Y5V/16V 1.0u Z T	C231		1
31	N/A	2347647596P	CAP,CHIP 85'C	CS 0805/Y5V/16V 4.7u Z T	C232		1
32	N/A	2346110496P	CAP,CHIP 125'C	CS 0603/X7R/50V 0.1u K T	C237		1
33	N/A	2346110496P	CAP,CHIP 125'C	CS 0603/X7R/50V 0.1u K T	C242		1
34	E-00003865	2346710596P	CAP,CHIP 85'C	CS 0603/Y5V/16V 1.0u Z T	C257		1
35	N/A	2347647596P	CAP,CHIP 85'C	CS 0805/Y5V/16V 4.7u Z T	C258		1
36	N/A	2346110496P	CAP,CHIP 125'C	CS 0603/X7R/50V 0.1u K T	C259		1
37	E-00003865	2346710596P	CAP,CHIP 85'C	CS 0603/Y5V/16V 1.0u Z T	C272		1
38	N/A	2346110496P	CAP,CHIP 125'C	CS 0603/X7R/50V 0.1u K T	C273		1
39	E-00003865	2346710596P	CAP,CHIP 85'C	CS 0603/Y5V/16V 1.0u Z T	C282		1
40	N/A	2346110496P	CAP,CHIP 125'C	CS 0603/X7R/50V 0.1u K T	C283		1
41	N/A	2346110496P	CAP,CHIP 125'C	CS 0603/X7R/50V 0.1u K T	C304		1
42	N/A	2341147196P	CAP,CHIP 125'C	CS 0603/COG/50V 470p J T	C309		1
43	N/A	2346147396P	CAP,CHIP 125'C	CS 0603/X7R/50V 0.047u K T	C331		1
44	N/A	2346147296P	CAP,CHIP 125'C	CS 0603/X7R/50V 4700p K T	C332		1
45	N/A	2341133196P	CAP,CHIP 125'C	CS 0603/COG/50V 330p J T	C333		1
46	E-C-0404-4424	2346110396P	CAP,CHIP 125'C	CS 0603/X7R/50V 0.01u K T	C334		1
47	N/A	2346147396P	CAP,CHIP 125'C	CS 0603/X7R/50V 0.047u K T	C335		1
48	N/A	2341115096P	CAP,CHIP 125'C	CS 0603/COG/50V 15p J T	C336		1
49	N/A	2341133196P	CAP,CHIP 125'C	CS 0603/COG/50V 330p J T	C337		1
50	E-C-0404-4424	2346110396P	CAP,CHIP 125'C	CS 0603/X7R/50V 0.01u K T	C338		1
51	E-C-0404-4424	2346110396P	CAP,CHIP 125'C	CS 0603/X7R/50V 0.01u K T	C339		1
52	N/A	2346147396P	CAP,CHIP 125'C	CS 0603/X7R/50V 0.047u K T	C340		1
53	N/A	2341115096P	CAP,CHIP 125'C	CS 0603/COG/50V 15p J T	C341		1
54	N/A	2341133196P	CAP,CHIP 125'C	CS 0603/COG/50V 330p J T	C342		1
55	E-C-0404-4424	2346110396P	CAP,CHIP 125'C	CS 0603/X7R/50V 0.01u K T	C343		1
56	N/A	2346147396P	CAP,CHIP 125'C	CS 0603/X7R/50V 0.047u K T	C344		1
57	E-C-0404-4424	2346110396P	CAP,CHIP 125'C	CS 0603/X7R/50V 0.01u K T	C345		1
58	N/A	2341133196P	CAP,CHIP 125'C	CS 0603/COG/50V 330p J T	C346		1
59	N/A	2341115096P	CAP,CHIP 125'C	CS 0603/COG/50V 15p J T	C347		1
60	E-C-0404-4424	2346110396P	CAP,CHIP 125'C	CS 0603/X7R/50V 0.01u K T	C348		1
61	N/A	2341156096P	CAP,CHIP 125'C	CS 0603/COG/50V 56p J T	C349		1
62	N/A	2341115096P	CAP,CHIP 125'C	CS 0603/COG/50V 15p J T	C352		1
63	N/A	2341115096P	CAP,CHIP 125'C	CS 0603/COG/50V 15p J T	C353		1
64	N/A	2346110496P	CAP,CHIP 125'C	CS 0603/X7R/50V 0.1u K T	C364		1
65	N/A	2346110496P	CAP,CHIP 125'C	CS 0603/X7R/50V 0.1u K T	C366		1
66	N/A	2341110296P	CAP,CHIP 125'C	CS 0603/COG/50V 1000p J T	C367		1
67	N/A	2346110496P	CAP,CHIP 125'C	CS 0603/X7R/50V 0.1u K T	C377		1
68	N/A	2346110496P	CAP,CHIP 125'C	CS 0603/X7R/50V 0.1u K T	C378		1
69	E-C-0404-4424	2346110396P	CAP,CHIP 125'C	CS 0603/X7R/50V 0.01u K T	C401		1
70	N/A	2346110496P	CAP,CHIP 125'C	CS 0603/X7R/50V 0.1u K T	C410		1
71	E-C-0404-4424	2346110396P	CAP,CHIP 125'C	CS 0603/X7R/50V 0.01u K T	C411		1
72	N/A	2346110496P	CAP,CHIP 125'C	CS 0603/X7R/50V 0.1u K T	C416		1
73	N/A	2346110496P	CAP,CHIP 125'C	CS 0603/X7R/50V 0.1u K T	C420		1
74	N/A	2346110496P	CAP,CHIP 125'C	CS 0603/X7R/50V 0.1u K T	C426		1
75	N/A	2341110296P	CAP,CHIP 125'C	CS 0603/COG/50V 1000p J T	C446		1

Item	ViewSonic P/N	Ref. P/N	Description		Location	Universal number#	Q'ty
76	N/A	2341110296P	CAP,CHIP 125'C	CS 0603/COG/50V 1000p J T	C447		1
77	E-C-0404-4424	2346110396P	CAP,CHIP 125'C	CS 0603/X7R/50V 0.01u K T	C608		1
78	N/A	2341150996P	CAP,CHIP 125'C	CS 0603/COG/50V 5.0 p J T	C609		1
79	E-C-0404-4424	2346110396P	CAP,CHIP 125'C	CS 0603/X7R/50V 0.01u K T	C610		1
80	N/A	2346147296P	CAP,CHIP 125'C	CS 0603/X7R/50V 4700p K T	C611		1
81	E-C-0404-4424	2346110396P	CAP,CHIP 125'C	CS 0603/X7R/50V 0.01u K T	C612		1
82	N/A	2341150996P	CAP,CHIP 125'C	CS 0603/COG/50V 5.0 p J T	C613		1
83	E-C-0404-4424	2346110396P	CAP,CHIP 125'C	CS 0603/X7R/50V 0.01u K T	C614		1
84	E-C-0404-4424	2346110396P	CAP,CHIP 125'C	CS 0603/X7R/50V 0.01u K T	C615		1
85	N/A	2341150996P	CAP,CHIP 125'C	CS 0603/COG/50V 5.0 p J T	C617		1
86	E-C-0404-4424	2346110396P	CAP,CHIP 125'C	CS 0603/X7R/50V 0.01u K T	C619		1
87	N/A	2341150996P	CAP,CHIP 125'C	CS 0603/COG/50V 5.0 p J T	C621		1
88	E-C-0404-4424	2346110396P	CAP,CHIP 125'C	CS 0603/X7R/50V 0.01u K T	C624		1
89	N/A	2341150996P	CAP,CHIP 125'C	CS 0603/COG/50V 5.0 p J T	C625		1
90	N/A	2346110496P	CAP,CHIP 125'C	CS 0603/X7R/50V 0.1u K T	C633		1
91	N/A	2346110496P	CAP,CHIP 125'C	CS 0603/X7R/50V 0.1u K T	C637		1
92	E-00003865	2346710596P	CAP,CHIP 85'C	CS 0603/Y5V/16V 1.0u Z T	C638		1
93	N/A	2346110496P	CAP,CHIP 125'C	CS 0603/X7R/50V 0.1u K T	C639		1
94	E-00003865	2346710596P	CAP,CHIP 85'C	CS 0603/Y5V/16V 1.0u Z T	C640		1
95	N/A	2346110496P	CAP,CHIP 125'C	CS 0603/X7R/50V 0.1u K T	C641		1
96	N/A	2346110496P	CAP,CHIP 125'C	CS 0603/X7R/50V 0.1u K T	C642		1
97	N/A	2346110496P	CAP,CHIP 125'C	CS 0603/X7R/50V 0.1u K T	C643		1
98	N/A	2341147196P	CAP,CHIP 125'C	CS 0603/COG/50V 470p J T	C644		1
99	E-C-0404-4425	2346122296P	CAP,CHIP 125'C	CS 0603/X7R/50V 2200p K T	C647		1
100	N/A	2341147196P	CAP,CHIP 125'C	CS 0603/COG/50V 470p J T	C648		1
101	E-C-0404-4425	2346122296P	CAP,CHIP 125'C	CS 0603/X7R/50V 2200p K T	C651		1
102	N/A	2346110496P	CAP,CHIP 125'C	CS 0603/X7R/50V 0.1u K T	C653		1
103	N/A	2346110496P	CAP,CHIP 125'C	CS 0603/X7R/50V 0.1u K T	C654		1
104	E-00003865	2346710596P	CAP,CHIP 85'C	CS 0603/Y5V/16V 1.0u Z T	C655		1
105	N/A	2346110496P	CAP,CHIP 125'C	CS 0603/X7R/50V 0.1u K T	C656		1
106	N/A	2346110496P	CAP,CHIP 125'C	CS 0603/X7R/50V 0.1u K T	C657		1
107	N/A	2341110296P	CAP,CHIP 125'C	CS 0603/COG/50V 1000p J T	C658		1
108	N/A	2341110296P	CAP,CHIP 125'C	CS 0603/COG/50V 1000p J T	C659		1
109	N/A	2341110296P	CAP,CHIP 125'C	CS 0603/COG/50V 1000p J T	C660		1
110	N/A	2346110496P	CAP,CHIP 125'C	CS 0603/X7R/50V 0.1u K T	C661		1
111	N/A	2346110496P	CAP,CHIP 125'C	CS 0603/X7R/50V 0.1u K T	C662		1
112	N/A	2341110296P	CAP,CHIP 125'C	CS 0603/COG/50V 1000p J T	C663		1
113	N/A	2346110496P	CAP,CHIP 125'C	CS 0603/X7R/50V 0.1u K T	C664		1
114	N/A	2346110496P	CAP,CHIP 125'C	CS 0603/X7R/50V 0.1u K T	C667		1
115	N/A	2346110496P	CAP,CHIP 125'C	CS 0603/X7R/50V 0.1u K T	C668		1
116	N/A	2341115196P	CAP,CHIP 125'C	CS 0603/COG/50V 150p J T	C678		1
117	N/A	2341182196P	CAP,CHIP 125'C	CS 0603/COG/50V 820p J T	C681		1
118	N/A	2341115196P	CAP,CHIP 125'C	CS 0603/COG/50V 150p J T	C685		1
119	N/A	2341182196P	CAP,CHIP 125'C	CS 0603/COG/50V 820p J T	C687		1
120	N/A	2341110296P	CAP,CHIP 125'C	CS 0603/COG/50V 1000p J T	C689		1
121	N/A	2341110296P	CAP,CHIP 125'C	CS 0603/COG/50V 1000p J T	C690		1
122	N/A	2341110296P	CAP,CHIP 125'C	CS 0603/COG/50V 1000p J T	C692		1
123	N/A	2341110296P	CAP,CHIP 125'C	CS 0603/COG/50V 1000p J T	C693		1
124	N/A	2346110496P	CAP,CHIP 125'C	CS 0603/X7R/50V 0.1u K T	C717		1
125	N/A	2346110496P	CAP,CHIP 125'C	CS 0603/X7R/50V 0.1u K T	C719		1
126	N/A	2346110496P	CAP,CHIP 125'C	CS 0603/X7R/50V 0.1u K T	C726		1
127	N/A	2346110496P	CAP,CHIP 125'C	CS 0603/X7R/50V 0.1u K T	C728		1
128	N/A	2346110496P	CAP,CHIP 125'C	CS 0603/X7R/50V 0.1u K T	C729		1
129	N/A	2346110496P	CAP,CHIP 125'C	CS 0603/X7R/50V 0.1u K T	C730		1
130	N/A	2346110496P	CAP,CHIP 125'C	CS 0603/X7R/50V 0.1u K T	C731		1
131	N/A	2346110496P	CAP,CHIP 125'C	CS 0603/X7R/50V 0.1u K T	C732		1
132	N/A	2346110496P	CAP,CHIP 125'C	CS 0603/X7R/50V 0.1u K T	C733		1
133	N/A	2346110496P	CAP,CHIP 125'C	CS 0603/X7R/50V 0.1u K T	C734		1
134	N/A	2346110496P	CAP,CHIP 125'C	CS 0603/X7R/50V 0.1u K T	C736		1
135	N/A	2346110496P	CAP,CHIP 125'C	CS 0603/X7R/50V 0.1u K T	C739		1
136	N/A	2346110496P	CAP,CHIP 125'C	CS 0603/X7R/50V 0.1u K T	C740		1
137	N/A	2346110496P	CAP,CHIP 125'C	CS 0603/X7R/50V 0.1u K T	C742		1
138	N/A	2341110296P	CAP,CHIP 125'C	CS 0603/COG/50V 1000p J T	C744		1
139	N/A	2346110496P	CAP,CHIP 125'C	CS 0603/X7R/50V 0.1u K T	C745		1
140	N/A	2346110496P	CAP,CHIP 125'C	CS 0603/X7R/50V 0.1u K T	C752		1
141	N/A	2341110296P	CAP,CHIP 125'C	CS 0603/COG/50V 1000p J T	C753		1
142	N/A	2341110296P	CAP,CHIP 125'C	CS 0603/COG/50V 1000p J T	C754		1
143	N/A	2346110496P	CAP,CHIP 125'C	CS 0603/X7R/50V 0.1u K T	C755		1
144	N/A	2346110496P	CAP,CHIP 125'C	CS 0603/X7R/50V 0.1u K T	C761		1
145	N/A	2341110296P	CAP,CHIP 125'C	CS 0603/COG/50V 1000p J T	C762		1
146	N/A	2346110496P	CAP,CHIP 125'C	CS 0603/X7R/50V 0.1u K T	C763		1
147	N/A	2346110496P	CAP,CHIP 125'C	CS 0603/X7R/50V 0.1u K T	C764		1
148	N/A	2341110296P	CAP,CHIP 125'C	CS 0603/COG/50V 1000p J T	C768		1
149	N/A	2346110496P	CAP,CHIP 125'C	CS 0603/X7R/50V 0.1u K T	C776		1
150	E-00003865	2346710596P	CAP,CHIP 85'C	CS 0603/Y5V/16V 1.0u Z T	C779		1
151	N/A	2346110496P	CAP,CHIP 125'C	CS 0603/X7R/50V 0.1u K T	C780		1
152	N/A	2346110496P	CAP,CHIP 125'C	CS 0603/X7R/50V 0.1u K T	C781		1
153	N/A	2346110496P	CAP,CHIP 125'C	CS 0603/X7R/50V 0.1u K T	C782		1
154	N/A	2346110496P	CAP,CHIP 125'C	CS 0603/X7R/50V 0.1u K T	C783		1
155	N/A	2346110496P	CAP,CHIP 125'C	CS 0603/X7R/50V 0.1u K T	C784		1

Item	ViewSonic P/N	Ref. P/N	Description	Location	Universal number#	Q'ty
156	N/A	2346110496P	CAP,CHIP 125°C	CS 0603/X7R/50V 0.1u K T	C791	1
157	N/A	2347647596P	CAP,CHIP 85°C	CS 0805/Y5V/16V 4.7u Z T	C792	1
158	N/A	2364601096P	DIODE,SWITCH SMD	BAV99 SOT-23 PHILIPS	D120 RA	1
159	N/A	2364600996P	DIODE,SWITCH SMD	BAV99 SOT23 DIODES	D120 RB	1
160	N/A	2364601096P	DIODE,SWITCH SMD	BAV99 SOT-23 PHILIPS	D121 RA	1
161	N/A	2364600996P	DIODE,SWITCH SMD	BAV99 SOT23 DIODES	D121 RB	1
162	E-D-0403-1779	2364503996P	DIODE,ZENER SMD	BZV55-C5V6 5% SOD-80C PHILIPS	D123 RA	1
163	E-D-0403-2808	2364505616P	DIODE,ZENER SMD	TZMC5V6 SOD-80 5.2-6.0V VISHAY	D123 RB	1
164	E-D-0403-1779	2364503996P	DIODE,ZENER SMD	BZV55-C5V6 5% SOD-80C PHILIPS	D124 RA	1
165	E-D-0403-2808	2364505616P	DIODE,ZENER SMD	TZMC5V6 SOD-80 5.2-6.0V VISHAY	D124 RB	1
166	E-D-0403-1779	2364503996P	DIODE,ZENER SMD	BZV55-C5V6 5% SOD-80C PHILIPS	D125 RA	1
167	E-D-0403-2808	2364505616P	DIODE,ZENER SMD	TZMC5V6 SOD-80 5.2-6.0V VISHAY	D125 RB	1
168	E-D-0403-1779	2364503996P	DIODE,ZENER SMD	BZV55-C5V6 5% SOD-80C PHILIPS	D126 RA	1
169	E-D-0403-2808	2364505616P	DIODE,ZENER SMD	TZMC5V6 SOD-80 5.2-6.0V VISHAY	D126 RB	1
170	E-D-0403-1779	2364503996P	DIODE,ZENER SMD	BZV55-C5V6 5% SOD-80C PHILIPS	D127 RA	1
171	E-D-0403-2808	2364505616P	DIODE,ZENER SMD	TZMC5V6 SOD-80 5.2-6.0V VISHAY	D127 RB	1
172	E-D-0403-1779	2364503996P	DIODE,ZENER SMD	BZV55-C5V6 5% SOD-80C PHILIPS	D128 RA	1
173	E-D-0403-2808	2364505616P	DIODE,ZENER SMD	TZMC5V6 SOD-80 5.2-6.0V VISHAY	D128 RB	1
174	N/A	2364600496P	DIODE,SWITCH SMD	MM4148 SOD-80 GRANDE	D129 RA	1
175	E-00003534	2363600696P	DIODE,SWITCH	RLS4148-T11 SOD-80 ROHM	D129 RB	1
176	E-D-0403-1892	2364200896P	DIODE,RECT(SMD)	BAS32L SOD80C PHILIPS	D129 RC	1
177	E-00003830	2364601396P	DIODE,SWITCH SMD	1N4148W-7-F SOD-123 DIODES	D129 RD	1
178	N/A	2364600496P	DIODE,SWITCH SMD	MM4148 SOD-80 GRANDE	D130 RA	1
179	E-00003534	2363600696P	DIODE,SWITCH	RLS4148-T11 SOD-80 ROHM	D130 RB	1
180	E-D-0403-1892	2364200896P	DIODE,RECT(SMD)	BAS32L SOD80C PHILIPS	D130 RC	1
181	E-00003830	2364601396P	DIODE,SWITCH SMD	1N4148W-7-F SOD-123 DIODES	D130 RD	1
182	E-D-0403-1779	2364503996P	DIODE,ZENER SMD	BZV55-C5V6 5% SOD-80C PHILIPS	D132 RA	1
183	E-D-0403-2808	2364505616P	DIODE,ZENER SMD	TZMC5V6 SOD-80 5.2-6.0V VISHAY	D132 RB	1
184	E-D-0403-1779	2364503996P	DIODE,ZENER SMD	BZV55-C5V6 5% SOD-80C PHILIPS	D134 RA	1
185	E-D-0403-2808	2364505616P	DIODE,ZENER SMD	TZMC5V6 SOD-80 5.2-6.0V VISHAY	D134 RB	1
186	N/A	2364600496P	DIODE,SWITCH SMD	MM4148 SOD-80 GRANDE	D137 RA	1
187	E-00003534	2363600696P	DIODE,SWITCH	RLS4148-T11 SOD-80 ROHM	D137 RB	1
188	E-D-0403-1892	2364200896P	DIODE,RECT(SMD)	BAS32L SOD80C PHILIPS	D137 RC	1
189	E-00003830	2364601396P	DIODE,SWITCH SMD	1N4148W-7-F SOD-123 DIODES	D137 RD	1
190	E-D-0403-1779	2364503996P	DIODE,ZENER SMD	BZV55-C5V6 5% SOD-80C PHILIPS	D140 RA	1
191	E-D-0403-2808	2364505616P	DIODE,ZENER SMD	TZMC5V6 SOD-80 5.2-6.0V VISHAY	D140 RB	1
192	N/A	2364302396P	DIODE,SCHOTTKY(SMD)	SR54 DO-214AA MOSPEC	D152	1
193	N/A	2364302396P	DIODE,SCHOTTKY(SMD)	SR54 DO-214AA MOSPEC	D153	1
194	E-00000915	2360501196P	FET,P-CH SMD	AP9435GM SO-8 APEC	I100 RA	1
195	E-00003529	2360501796P	FET,P-CH SMD	APM9435KC SO-8 Anpec	I100 RB	1
196	E-00000916	2360501596P	FET,P-CH SMD	AO4405 SO-8 AOS	I100 RC	1
197	N/A	2365425376P	DIGITAL IC	AP1510SA SOT-8L AnaChip	I101	1
198	N/A	2365814296P	IC,LINEAR(SMD)	AP1117ELA SOT-223 AnaChip	I102 RA	1
199	N/A	2365335096P	LINEAR IC	AIC1117APY SOT-223 AIC	I102 RB	1
200	N/A	2365809396P	IC,LINEAR(SMD)	CM1117CM-ADJ SOT223 CHAMPION	I102 RC	1
201	E-IC-0401-2745	2365810796P	IC,LINEAR(SMD)	AP1084K33LA TO-263 ATC	I103 RA	1
202	E-IC-0401-2123	2365807496P	IC,LINEAR(SMD)	AIC1084-33PM TO-263 AIC	I103 RB	1
203	N/A	2365809196P	IC,LINEAR(SMD)	CM1084SCN263 SO-263 CHAMPION	I103 RC	1
204	N/A	2365813696P	IC,LINEAR(SMD)	AP1117E18LA SOT-223 AnaChip	I104 RA	1
205	N/A	2365335086P	LINEAR IC	AIC1117A-18PY SOT223 AIC	I104 RB	1
206	N/A	2365335076P	LINEAR IC	CM1117GDGM223 SOT223 CHAMPION	I104 RC	1
207	E-IC-0401-2745	2365810796P	IC,LINEAR(SMD)	AP1084K33LA TO-263 ATC	I105 RA	1
208	E-IC-0401-2123	2365807496P	IC,LINEAR(SMD)	AIC1084-33PM TO-263 AIC	I105 RB	1
209	N/A	2365809196P	IC,LINEAR(SMD)	CM1084SCN263 SO-263 CHAMPION	I105 RC	1
210	N/A	2365425336P	DIGITAL IC	MT8202AG-L BGA-388 MTK	I106	1
211	N/A	2365107096P	MEMORY IC	EN29LV160AT-70TCP TSOP-48 EON	I107	1
212	N/A	2365107396P	MEMORY IC (SDRAM)	M13S128168A-5TG TSOP-66 ESMT	I108	1
213	N/A	2365107396P	MEMORY IC (SDRAM)	M13S128168A-5TG TSOP-66 ESMT	I109	1
214	N/A	2365811396P	IC,LINEAR(SMD)	AMC7585-3.3SJT TO-252 ADD	I111	1
215	N/A	2365813696P	IC,LINEAR(SMD)	AP1117E18LA SOT-223 AnaChip	I113 RA	1
216	N/A	2365335086P	LINEAR IC	AIC1117A-18PY SOT223 AIC	I113 RB	1
217	N/A	2365335076P	LINEAR IC	CM1117GDGM223 SOT223 CHAMPION	I113 RC	1
218	N/A	2365904096P	IC,DIGITAL SMD	24LC04B/SN SO-8 MICROCHIP	I114 RA	1
219	N/A	2365903996P	IC,DIGITAL SMD	AT24C04N-10SU-2.7 SO8 ATMEL	I114 RB	1
220	N/A	2365425346P	DIGITAL IC	MT8293AE-L QFP-128 MTK	I115	1
221	N/A	2365425516P	DIGITAL IC	74LCX257MTCX TSSOP16 FAIRCHILD	I117 RA	1
222	N/A	2365425396P	DIGITAL IC	IDTQS3VH257PAG8 TSSOP-16 IDT	I117 RB	1
223	N/A	2365425376P	DIGITAL IC	AP1510SA SOT-8L AnaChip	I118	1
224	N/A	2365814796P	IC,LINEAR(SMD)	HEF4052BTR SO-16 PHILIPS	I134	1
225	N/A	2365425416P	DIGITAL IC	NJM4558M DMP8 JRC	I135	1
226	N/A	2365425536P	DIGITAL IC	AD12250A TSSOP-16 ESMT	I136	1
227	N/A	2365425416P	DIGITAL IC	NJM4558M DMP8 JRC	I139	1
228	E-00000915	2360501196P	FET,P-CH SMD	AP9435GM SO-8 APEC	I142 RA	1
229	E-00003529	2360501796P	FET,P-CH SMD	APM9435KC SO-8 Anpec	I142 RB	1
230	E-00000916	2360501596P	FET,P-CH SMD	AO4405 SO-8 AOS	I142 RC	1
231	N/A	2365425436P	DIGITAL IC	74HC4052D SO-16 PHILIPS	I143	1
232	N/A	2365425446P	DIGITAL IC	AD8256A QFN-48L Advanic	I145	1
233	E-IC-0401-2924	2365808196P	IC,LINEAR(SMD)	AP1117E33LA SOT-223 AnaChip	I148 RA	1
234	N/A	2365808396P	IC,LINEAR(SMD)	AIC1117-33PY SOT-223 AIC	I148 RB	1
235	N/A	2365809496P	IC,LINEAR(SMD)	CM1117SCM-3.3V SOT223 CHAMPION	I148 RC	1

Item	ViewSonic P/N	Ref. P/N	Description	Location	Universal number#	Q'ty
236	N/A	2365807196P	IC,LINEAR(SMD)	AMC1117-3.3 SOT-223 ADD	I148 RD	1
237	N/A	2365335326P	LINEAR IC	AQ9105BLX DFN-8 ARQUES	I149	1
238	N/A	2438000001P	SOFTWARE	HDCP KEY CODE	KC01	1
239	N/A	2379360006P	BEAD,HI-IMPEDANCE	Z= 60 ohm(200MHZ~) 0603 300mA	L103	1
240	N/A	2379512106P	BEAD,HI-CURRENT	Z= 120 ohm 0603 I=3.0A	L104	1
241	N/A	2379360006P	BEAD,HI-IMPEDANCE	Z= 60 ohm(200MHZ~) 0603 300mA	L105	1
242	N/A	2379500296P	BEAD,HI-CURRENT	Z= 120 ohm 0805 I=6.0A	L106	1
243	N/A	2379500296P	BEAD,HI-CURRENT	Z= 120 ohm 0805 I=6.0A	L107	1
244	N/A	2379360006P	BEAD,HI-IMPEDANCE	Z= 60 ohm(200MHZ~) 0603 300mA	L108	1
245	N/A	2379500296P	BEAD,HI-CURRENT	Z= 120 ohm 0805 I=6.0A	L109	1
246	N/A	2379360006P	BEAD,HI-IMPEDANCE	Z= 60 ohm(200MHZ~) 0603 300mA	L110	1
247	N/A	2379512106P	BEAD,HI-CURRENT	Z= 120 ohm 0603 I=3.0A	L112	1
248	N/A	2379360006P	BEAD,HI-IMPEDANCE	Z= 60 ohm(200MHZ~) 0603 300mA	L113	1
249	N/A	2379512106P	BEAD,HI-CURRENT	Z= 120 ohm 0603 I=3.0A	L114	1
250	N/A	2379360006P	BEAD,HI-IMPEDANCE	Z= 60 ohm(200MHZ~) 0603 300mA	L118	1
251	N/A	2371147101P	COIL,CHOKE	47uH	L121	1
252	N/A	2371147101P	COIL,CHOKE	47uH	L123	1
253	N/A	2379512106P	BEAD,HI-CURRENT	Z= 120 ohm 0603 I=3.0A	L140	1
254	N/A	2379512106P	BEAD,HI-CURRENT	Z= 120 ohm 0603 I=3.0A	L141	1
255	N/A	2379512106P	BEAD,HI-CURRENT	Z= 120 ohm 0603 I=3.0A	L142	1
256	N/A	2379512106P	BEAD,HI-CURRENT	Z= 120 ohm 0603 I=3.0A	L144	1
257	N/A	2379360006P	BEAD,HI-IMPEDANCE	Z= 60 ohm(200MHZ~) 0603 300mA	L146	1
258	N/A	2379310006P	BEAD,HI-IMPEDANCE	Z= 10 ohm(200MHZ~) 0603 500mA	L171	1
259	N/A	2379310006P	BEAD,HI-IMPEDANCE	Z= 10 ohm(200MHZ~) 0603 500mA	L172	1
260	N/A	2379310006P	BEAD,HI-IMPEDANCE	Z= 10 ohm(200MHZ~) 0603 500mA	L173	1
261	N/A	2367101896P	FILTER,CER S	SC200J-T SUMITOMO	L174	1
262	N/A	2367101896P	FILTER,CER S	SC200J-T SUMITOMO	L176	1
263	N/A	2379512106P	BEAD,HI-CURRENT	Z= 120 ohm 0603 I=3.0A	L179	1
264	N/A	2379512106P	BEAD,HI-CURRENT	Z= 120 ohm 0603 I=3.0A	L180	1
265	N/A	2379512106P	BEAD,HI-CURRENT	Z= 120 ohm 0603 I=3.0A	L181	1
266	N/A	2379512106P	BEAD,HI-CURRENT	Z= 120 ohm 0603 I=3.0A	L182	1
267	N/A	2379512106P	BEAD,HI-CURRENT	Z= 120 ohm 0603 I=3.0A	L183	1
268	N/A	2379512106P	BEAD,HI-CURRENT	Z= 120 ohm 0603 I=3.0A	L184	1
269	N/A	2379512106P	BEAD,HI-CURRENT	Z= 120 ohm 0603 I=3.0A	L185	1
270	N/A	2379512106P	BEAD,HI-CURRENT	Z= 120 ohm 0603 I=3.0A	L186	1
271	N/A	2379512106P	BEAD,HI-CURRENT	Z= 120 ohm 0603 I=3.0A	L187	1
272	N/A	2379512106P	BEAD,HI-CURRENT	Z= 120 ohm 0603 I=3.0A	L188	1
273	N/A	2379500296P	BEAD,HI-CURRENT	Z= 120 ohm 0805 I=6.0A	L196	1
274	N/A	2379500296P	BEAD,HI-CURRENT	Z= 120 ohm 0805 I=6.0A	L200	1
275	N/A	2379500296P	BEAD,HI-CURRENT	Z= 120 ohm 0805 I=6.0A	L201	1
276	N/A	2379512106P	BEAD,HI-CURRENT	Z= 120 ohm 0603 I=3.0A	L208	1
277	N/A	2379512106P	BEAD,HI-CURRENT	Z= 120 ohm 0603 I=3.0A	L209	1
278	N/A	2379512106P	BEAD,HI-CURRENT	Z= 120 ohm 0603 I=3.0A	L210	1
279	N/A	2379500296P	BEAD,HI-CURRENT	Z= 120 ohm 0805 I=6.0A	L212	1
280	N/A	2367101996P	FILTER,CER S	SGM20C1E332-2A SUMITOMO	L213	1
281	N/A	2367101996P	FILTER,CER S	SGM20C1E332-2A SUMITOMO	L214	1
282	N/A	2377510096P	INDUCTOR CHIP MULTI-LAYER	10.0uH/0805 K T	L215	1
283	E-00003533	2379520196P	BEAD,HI-CURRENT	Z= 200 ohm 0805 I=2.0A	L217	1
284	E-00003533	2379520196P	BEAD,HI-CURRENT	Z= 200 ohm 0805 I=2.0A	L218	1
285	N/A	2377422996P	INDUCTOR CHIP MULTI-LAYER	2.2uH/0603 K T	L221	1
286	N/A	2377422996P	INDUCTOR CHIP MULTI-LAYER	2.2uH/0603 K T	L222	1
287	N/A	2377422996P	INDUCTOR CHIP MULTI-LAYER	2.2uH/0603 K T	L223	1
288	N/A	2377422996P	INDUCTOR CHIP MULTI-LAYER	2.2uH/0603 K T	L224	1
289	N/A	2377422996P	INDUCTOR CHIP MULTI-LAYER	2.2uH/0603 K T	L225	1
290	N/A	2377422996P	INDUCTOR CHIP MULTI-LAYER	2.2uH/0603 K T	L226	1
291	N/A	2367101896P	FILTER,CER S	SC200J-T SUMITOMO	L229	1
292	N/A	2367101896P	FILTER,CER S	SC200J-T SUMITOMO	L230	1
293	N/A	2367101896P	FILTER,CER S	SC200J-T SUMITOMO	L231	1
294	E-00003533	2379520196P	BEAD,HI-CURRENT	Z= 200 ohm 0805 I=2.0A	L234	1
295	E-00003533	2379520196P	BEAD,HI-CURRENT	Z= 200 ohm 0805 I=2.0A	L236	1
296	N/A	2407640219P	SOCKET,SMD	HDMI HMR47-19P ACON	P104 RA	1
297	N/A	2407640419P	SOCKET,SMD	HDMI 908DA2F19FCND03 COXOC	P104 RB	1
298	E-Q-0402-1624	2360301696P	XISTOR,NPN R SMD	PMBS3904 SOT-23 PHILIPS	Q100 RA	1
299	E-Q-0402-1608	2360300896P	XISTOR,NPN R SMD	MMBT3904K SOT-23 FAIRCHILD	Q100 RB	1
300	E-Q-0402-1087	2360301896P	XISTOR,NPN R SMD	MMBT3904LT1 SOT23 LRC	Q100 RC	1
301	E-Q-0402-1624	2360301696P	XISTOR,NPN R SMD	PMBS3904 SOT-23 PHILIPS	Q101 RA	1
302	E-Q-0402-1608	2360300896P	XISTOR,NPN R SMD	MMBT3904K SOT-23 FAIRCHILD	Q101 RB	1
303	E-Q-0402-1087	2360301896P	XISTOR,NPN R SMD	MMBT3904LT1 SOT23 LRC	Q101 RC	1
304	E-Q-0402-1624	2360301696P	XISTOR,NPN R SMD	PMBS3904 SOT-23 PHILIPS	Q102 RA	1
305	E-Q-0402-1608	2360300896P	XISTOR,NPN R SMD	MMBT3904K SOT-23 FAIRCHILD	Q102 RB	1
306	E-Q-0402-1087	2360301896P	XISTOR,NPN R SMD	MMBT3904LT1 SOT23 LRC	Q102 RC	1
307	E-Q-0402-1624	2360301696P	XISTOR,NPN R SMD	PMBS3904 SOT-23 PHILIPS	Q103 RA	1
308	E-Q-0402-1608	2360300896P	XISTOR,NPN R SMD	MMBT3904K SOT-23 FAIRCHILD	Q103 RB	1
309	E-Q-0402-1087	2360301896P	XISTOR,NPN R SMD	MMBT3904LT1 SOT23 LRC	Q103 RC	1
310	E-Q-0402-1624	2360301696P	XISTOR,NPN R SMD	PMBS3904 SOT-23 PHILIPS	Q107 RA	1
311	E-Q-0402-1608	2360300896P	XISTOR,NPN R SMD	MMBT3904K SOT-23 FAIRCHILD	Q107 RB	1
312	E-Q-0402-1087	2360301896P	XISTOR,NPN R SMD	MMBT3904LT1 SOT23 LRC	Q107 RC	1
313	N/A	2360609796P	FET,N-CH(SMD)	2SK2158 SOT-23 NEC	Q108	1
314	N/A	2360609796P	FET,N-CH(SMD)	2SK2158 SOT-23 NEC	Q109	1
315	E-Q-0402-1624	2360301696P	XISTOR,NPN R SMD	PMBS3904 SOT-23 PHILIPS	Q112 RA	1

Item	ViewSonic P/N	Ref. P/N	Description	Location	Universal number#	Q'ty
316	E-Q-0402-1608	2360300896P	XISTOR,NPN R SMD	MMBT3904K SOT-23 FAIRCHILD	Q112 RB	1
317	E-Q-0402-1087	2360301896P	XISTOR,NPN R SMD	MMBT3904LT1 SOT23 LRC	Q112 RC	1
318	E-Q-0402-1624	2360301696P	XISTOR,NPN R SMD	PMBS3904 SOT-23 PHILIPS	Q113 RA	1
319	E-Q-0402-1608	2360300896P	XISTOR,NPN R SMD	MMBT3904K SOT-23 FAIRCHILD	Q113 RB	1
320	E-Q-0402-1087	2360301896P	XISTOR,NPN R SMD	MMBT3904LT1 SOT23 LRC	Q113 RC	1
321	E-Q-0402-1624	2360301696P	XISTOR,NPN R SMD	PMBS3904 SOT-23 PHILIPS	Q118 RA	1
322	E-Q-0402-1608	2360300896P	XISTOR,NPN R SMD	MMBT3904K SOT-23 FAIRCHILD	Q118 RB	1
323	E-Q-0402-1087	2360301896P	XISTOR,NPN R SMD	MMBT3904LT1 SOT23 LRC	Q118 RC	1
324	E-Q-0402-1607	2360100596P	XISTOR,PNP R SMD	MMBT3906-NL SOT23 FAIRCHILD	Q120 RA	1
325	N/A	2360100696P	XISTOR,PNP R SMD	PMBS3906 SOT-23 PHILIPS	Q120 RB	1
326	E-Q-0402-1607	2360100796P	XISTOR,PNP R SMD	MMBT3906-F SOT-23 DIODES	Q120 RC	1
327	E-Q-0402-1607	2360100596P	XISTOR,PNP R SMD	MMBT3906-NL SOT23 FAIRCHILD	Q121 RA	1
328	N/A	2360100696P	XISTOR,PNP R SMD	PMBS3906 SOT-23 PHILIPS	Q121 RB	1
329	E-Q-0402-1607	2360100796P	XISTOR,PNP R SMD	MMBT3906-F SOT-23 DIODES	Q121 RC	1
330	E-Q-0402-1624	2360301696P	XISTOR,NPN R SMD	PMBS3904 SOT-23 PHILIPS	Q122 RA	1
331	E-Q-0402-1608	2360300896P	XISTOR,NPN R SMD	MMBT3904K SOT-23 FAIRCHILD	Q122 RB	1
332	E-Q-0402-1087	2360301896P	XISTOR,NPN R SMD	MMBT3904LT1 SOT23 LRC	Q122 RC	1
333	E-Q-0402-1624	2360301696P	XISTOR,NPN R SMD	PMBS3904 SOT-23 PHILIPS	Q123 RA	1
334	E-Q-0402-1608	2360300896P	XISTOR,NPN R SMD	MMBT3904K SOT-23 FAIRCHILD	Q123 RB	1
335	E-Q-0402-1087	2360301896P	XISTOR,NPN R SMD	MMBT3904LT1 SOT23 LRC	Q123 RC	1
336	E-Q-0402-1624	2360301696P	XISTOR,NPN R SMD	PMBS3904 SOT-23 PHILIPS	Q124 RA	1
337	E-Q-0402-1608	2360300896P	XISTOR,NPN R SMD	MMBT3904K SOT-23 FAIRCHILD	Q124 RB	1
338	E-Q-0402-1087	2360301896P	XISTOR,NPN R SMD	MMBT3904LT1 SOT23 LRC	Q124 RC	1
339	N/A	2259275008P	RES,CHIP NETWORKS	8P4R 1/16W 75 ohm J P=0.8	RP01	1
340	N/A	2259222008P	RES,CHIP NETWORKS	8P4R 1/16W 22 ohm J P=0.8	RP02	1
341	N/A	2259222008P	RES,CHIP NETWORKS	8P4R 1/16W 22 ohm J P=0.8	RP03	1
342	N/A	2259275008P	RES,CHIP NETWORKS	8P4R 1/16W 75 ohm J P=0.8	RP04	1
343	N/A	2259222008P	RES,CHIP NETWORKS	8P4R 1/16W 22 ohm J P=0.8	RP05	1
344	N/A	2259275008P	RES,CHIP NETWORKS	8P4R 1/16W 75 ohm J P=0.8	RP06	1
345	E-R-0405-6422	2259247008P	RES,CHIP NETWORKS	8P4R 1/16W 47 ohm J P=0.8	RP07	1
346	N/A	2259275008P	RES,CHIP NETWORKS	8P4R 1/16W 75 ohm J P=0.8	RP08	1
347	E-R-0405-6422	2259247008P	RES,CHIP NETWORKS	8P4R 1/16W 47 ohm J P=0.8	RP09	1
348	E-R-0405-6422	2259247008P	RES,CHIP NETWORKS	8P4R 1/16W 47 ohm J P=0.8	RP10	1
349	N/A	2259275008P	RES,CHIP NETWORKS	8P4R 1/16W 75 ohm J P=0.8	RP11	1
350	E-R-0405-6422	2259247008P	RES,CHIP NETWORKS	8P4R 1/16W 47 ohm J P=0.8	RP12	1
351	N/A	2259275008P	RES,CHIP NETWORKS	8P4R 1/16W 75 ohm J P=0.8	RP13	1
352	N/A	2259275008P	RES,CHIP NETWORKS	8P4R 1/16W 75 ohm J P=0.8	RP14	1
353	E-R-0405-6422	2259247008P	RES,CHIP NETWORKS	8P4R 1/16W 47 ohm J P=0.8	RP15	1
354	E-R-0405-6422	2259247008P	RES,CHIP NETWORKS	8P4R 1/16W 47 ohm J P=0.8	RP16	1
355	N/A	2259275008P	RES,CHIP NETWORKS	8P4R 1/16W 75 ohm J P=0.8	RP17	1
356	E-R-0405-6422	2259247008P	RES,CHIP NETWORKS	8P4R 1/16W 47 ohm J P=0.8	RP18	1
357	N/A	2259275008P	RES,CHIP NETWORKS	8P4R 1/16W 75 ohm J P=0.8	RP19	1
358	E-R-0405-6422	2259247008P	RES,CHIP NETWORKS	8P4R 1/16W 47 ohm J P=0.8	RP20	1
359	N/A	2259275008P	RES,CHIP NETWORKS	8P4R 1/16W 75 ohm J P=0.8	RP21	1
360	N/A	2259275008P	RES,CHIP NETWORKS	8P4R 1/16W 75 ohm J P=0.8	RP22	1
361	N/A	2259275008P	RES,CHIP NETWORKS	8P4R 1/16W 75 ohm J P=0.8	RP23	1
362	N/A	2259222008P	RES,CHIP NETWORKS	8P4R 1/16W 22 ohm J P=0.8	RP24	1
363	E-R-0405-6006	2259233008P	RES,CHIP NETWORKS	8P4R 1/16W 33 ohm J P=0.8	RP25	1
364	E-R-0405-6006	2259233008P	RES,CHIP NETWORKS	8P4R 1/16W 33 ohm J P=0.8	RP26	1
365	E-R-0405-6006	2259233008P	RES,CHIP NETWORKS	8P4R 1/16W 33 ohm J P=0.8	RP27	1
366	E-R-0405-6006	2259233008P	RES,CHIP NETWORKS	8P4R 1/16W 33 ohm J P=0.8	RP28	1
367	E-R-0405-6006	2259233008P	RES,CHIP NETWORKS	8P4R 1/16W 33 ohm J P=0.8	RP29	1
368	E-R-0405-6006	2259233008P	RES,CHIP NETWORKS	8P4R 1/16W 33 ohm J P=0.8	RP30	1
369	E-R-0405-6006	2259233008P	RES,CHIP NETWORKS	8P4R 1/16W 33 ohm J P=0.8	RP31	1
370	E-00003527	2253247396P	RES CHIP 1/10W	RC 0603 1/10W 47Kohm J T	R100	1
371	E-R-0405-6411	2253210396P	RES CHIP 1/10W	RC 0603 1/10W 10Kohm J T	R101	1
372	E-R-0405-6411	2253210396P	RES CHIP 1/10W	RC 0603 1/10W 10Kohm J T	R102	1
373	E-R-0405-6419	2253247296P	RES CHIP 1/10W	RC 0603 1/10W 4.7Kohm J T	R103	1
374	E-00003527	2253247396P	RES CHIP 1/10W	RC 0603 1/10W 47Kohm J T	R104	1
375	E-R-0405-6410	2253210296P	RES CHIP 1/10W	RC 0603 1/10W 1.0Kohm J T	R106	1
376	E-R-0405-6411	2253210396P	RES CHIP 1/10W	RC 0603 1/10W 10Kohm J T	R107	1
377	E-R-0405-6600	2253200996P	RES CHIP 1/10W	RC 0603 1/10W 0 ohm J T	R108	1
378	E-R-0405-6419	2253247296P	RES CHIP 1/10W	RC 0603 1/10W 4.7Kohm J T	R109	1
379	E-R-0405-6419	2253247296P	RES CHIP 1/10W	RC 0603 1/10W 4.7Kohm J T	R110	1
380	E-R-0405-6410	2253210296P	RES CHIP 1/10W	RC 0603 1/10W 1.0Kohm J T	R111	1
381	E-R-0405-6419	2253247296P	RES CHIP 1/10W	RC 0603 1/10W 4.7Kohm J T	R112	1
382	N/A	2253215596P	RES CHIP 1/10W	RC 0603 1/10W 1.5Mohm J T	R114	1
383	E-R-0405-6411	2253210396P	RES CHIP 1/10W	RC 0603 1/10W 10Kohm J T	R115	1
384	E-R-0405-6410	2253210296P	RES CHIP 1/10W	RC 0603 1/10W 1.0Kohm J T	R117	1
385	E-R-0405-6411	2253210396P	RES CHIP 1/10W	RC 0603 1/10W 10Kohm J T	R118	1
386	E-R-0405-6411	2253210396P	RES CHIP 1/10W	RC 0603 1/10W 10Kohm J T	R119	1
387	E-R-0405-6411	2253210396P	RES CHIP 1/10W	RC 0603 1/10W 10Kohm J T	R120	1
388	E-R-0405-6411	2253210396P	RES CHIP 1/10W	RC 0603 1/10W 10Kohm J T	R122	1
389	E-R-0405-6603	2253222096P	RES CHIP 1/10W	RC 0603 1/10W 22 ohm J T	R123	1
390	E-R-0405-7003	2253275096P	RES CHIP 1/10W	RC 0603 1/10W 75 ohm J T	R124	1
391	E-R-0405-6417	2253247096P	RES CHIP 1/10W	RC 0603 1/10W 47 ohm J T	R125	1
392	E-R-0405-6417	2253247096P	RES CHIP 1/10W	RC 0603 1/10W 47 ohm J T	R126	1
393	E-R-0405-6417	2253247096P	RES CHIP 1/10W	RC 0603 1/10W 47 ohm J T	R127	1
394	E-R-0405-6417	2253247096P	RES CHIP 1/10W	RC 0603 1/10W 47 ohm J T	R128	1
395	E-R-0405-7003	2253275096P	RES CHIP 1/10W	RC 0603 1/10W 75 ohm J T	R129	1

Item	ViewSonic P/N	Ref. P/N	Description	Location	Universal number#	Q'ty
396	E-R-0405-6603	2253222096P	RES CHIP 1/10W	RC 0603 1/10W 22 ohm J T	R130	1
397	E-R-0405-7003	2253275096P	RES CHIP 1/10W	RC 0603 1/10W 75 ohm J T	R131	1
398	E-R-0405-6600	2253200096P	RES CHIP 1/10W	RC 0603 1/10W 0 ohm J T	R133	1
399	E-R-0405-7003	2253275096P	RES CHIP 1/10W	RC 0603 1/10W 75 ohm J T	R134	1
400	E-R-0405-6603	2253222096P	RES CHIP 1/10W	RC 0603 1/10W 22 ohm J T	R135	1
401	E-R-0405-7003	2253275096P	RES CHIP 1/10W	RC 0603 1/10W 75 ohm J T	R136	1
402	E-R-0405-6603	2253222096P	RES CHIP 1/10W	RC 0603 1/10W 22 ohm J T	R137	1
403	E-R-0405-7003	2253275096P	RES CHIP 1/10W	RC 0603 1/10W 75 ohm J T	R138	1
404	E-R-0405-7003	2253275096P	RES CHIP 1/10W	RC 0603 1/10W 75 ohm J T	R140	1
405	E-R-0405-6602	2253215196P	RES CHIP 1/10W	RC 0603 1/10W 150 ohm J T	R141	1
406	E-R-0405-7003	2253275096P	RES CHIP 1/10W	RC 0603 1/10W 75 ohm J T	R142	1
407	E-R-0405-6602	2253215196P	RES CHIP 1/10W	RC 0603 1/10W 150 ohm J T	R143	1
408	E-R-0405-7003	2253275096P	RES CHIP 1/10W	RC 0603 1/10W 75 ohm J T	R144	1
409	E-R-0405-6602	2253215196P	RES CHIP 1/10W	RC 0603 1/10W 150 ohm J T	R145	1
410	N/A	2253282196P	RES CHIP 1/10W	RC 0603 1/10W 820 ohm J T	R148	1
411	N/A	2251249996P	RES CHIP 1/10W	RC 0603 1/10W 49.9 ohm F T	R151	1
412	N/A	2251249996P	RES CHIP 1/10W	RC 0603 1/10W 49.9 ohm F T	R152	1
413	E-R-0405-6419	2253247296P	RES CHIP 1/10W	RC 0603 1/10W 4.7Kohm J T	R153	1
414	E-R-0405-6419	2253247296P	RES CHIP 1/10W	RC 0603 1/10W 4.7Kohm J T	R154	1
415	E-R-0405-6600	2253200096P	RES CHIP 1/10W	RC 0603 1/10W 0 ohm J T	R170	1
416	N/A	2253268096P	RES CHIP 1/10W	RC 0603 1/10W 68 ohm J T	R173	1
417	E-R-0405-6409	2253210196P	RES CHIP 1/10W	RC 0603 1/10W 100 ohm J T	R175	1
418	N/A	2253268096P	RES CHIP 1/10W	RC 0603 1/10W 68 ohm J T	R176	1
419	E-R-0405-6409	2253210196P	RES CHIP 1/10W	RC 0603 1/10W 100 ohm J T	R178	1
420	N/A	2253268096P	RES CHIP 1/10W	RC 0603 1/10W 68 ohm J T	R180	1
421	E-R-0405-6409	2253210196P	RES CHIP 1/10W	RC 0603 1/10W 100 ohm J T	R181	1
422	N/A	2253239396P	RES CHIP 1/10W	RC 0603 1/10W 39Kohm J T	R183	1
423	N/A	2253239396P	RES CHIP 1/10W	RC 0603 1/10W 39Kohm J T	R184	1
424	E-R-0405-6600	2253200096P	RES CHIP 1/10W	RC 0603 1/10W 0 ohm J T	R185	1
425	E-R-0405-7003	2253275096P	RES CHIP 1/10W	RC 0603 1/10W 75 ohm J T	R188	1
426	E-R-0405-7003	2253275096P	RES CHIP 1/10W	RC 0603 1/10W 75 ohm J T	R191	1
427	E-R-0405-7003	2253275096P	RES CHIP 1/10W	RC 0603 1/10W 75 ohm J T	R194	1
428	N/A	2253227096P	RES CHIP 1/10W	RC 0603 1/10W 27 ohm J T	R197	1
429	E-R-0405-7003	2253275096P	RES CHIP 1/10W	RC 0603 1/10W 75 ohm J T	R198	1
430	N/A	2253227096P	RES CHIP 1/10W	RC 0603 1/10W 27 ohm J T	R200	1
431	E-R-0405-7003	2253275096P	RES CHIP 1/10W	RC 0603 1/10W 75 ohm J T	R201	1
432	N/A	2253227096P	RES CHIP 1/10W	RC 0603 1/10W 27 ohm J T	R203	1
433	E-R-0405-7003	2253275096P	RES CHIP 1/10W	RC 0603 1/10W 75 ohm J T	R204	1
434	E-R-0405-6600	2253200096P	RES CHIP 1/10W	RC 0603 1/10W 0 ohm J T	R206	1
435	E-R-0405-6600	2253200096P	RES CHIP 1/10W	RC 0603 1/10W 0 ohm J T	R207	1
436	E-R-0405-6410	2253210296P	RES CHIP 1/10W	RC 0603 1/10W 1.0Kohm J T	R208	1
437	E-R-0405-6419	2253247296P	RES CHIP 1/10W	RC 0603 1/10W 4.7Kohm J T	R209	1
438	E-R-0405-6600	2253200096P	RES CHIP 1/10W	RC 0603 1/10W 0 ohm J T	R210	1
439	E-R-0405-6419	2253247296P	RES CHIP 1/10W	RC 0603 1/10W 4.7Kohm J T	R212	1
440	E-R-0405-6600	2253200096P	RES CHIP 1/10W	RC 0603 1/10W 0 ohm J T	R213	1
441	E-R-0405-6600	2253200096P	RES CHIP 1/10W	RC 0603 1/10W 0 ohm J T	R215	1
442	E-R-0405-6600	2253200096P	RES CHIP 1/10W	RC 0603 1/10W 0 ohm J T	R216	1
443	E-R-0405-6600	2253200096P	RES CHIP 1/10W	RC 0603 1/10W 0 ohm J T	R217	1
444	E-R-0405-6600	2253200096P	RES CHIP 1/10W	RC 0603 1/10W 0 ohm J T	R218	1
445	E-R-0405-6604	2253222296P	RES CHIP 1/10W	RC 0603 1/10W 2.2Kohm J T	R220	1
446	E-R-0405-6604	2253222296P	RES CHIP 1/10W	RC 0603 1/10W 2.2Kohm J T	R221	1
447	E-R-0405-6600	2253200096P	RES CHIP 1/10W	RC 0603 1/10W 0 ohm J T	R224	1
448	E-R-0405-6419	2253247296P	RES CHIP 1/10W	RC 0603 1/10W 4.7Kohm J T	R230	1
449	N/A	2251212116P	RES,CHIP 1/10	RC 0603 1/10W 1.21Kohm F T	R239	1
450	N/A	2251212116P	RES,CHIP 1/10	RC 0603 1/10W 1.21Kohm F T	R240	1
451	E-R-0405-6417	2253247096P	RES CHIP 1/10W	RC 0603 1/10W 47 ohm J T	R241	1
452	E-R-0405-6417	2253247096P	RES CHIP 1/10W	RC 0603 1/10W 47 ohm J T	R242	1
453	N/A	2253210496P	RES CHIP 1/10W	RC 0603 1/10W 100Kohm J T	R300	1
454	N/A	2253268096P	RES CHIP 1/10W	RC 0603 1/10W 68 ohm J T	R322	1
455	E-R-0405-7003	2253275096P	RES CHIP 1/10W	RC 0603 1/10W 75 ohm J T	R323	1
456	E-R-0405-6409	2253210196P	RES CHIP 1/10W	RC 0603 1/10W 100 ohm J T	R324	1
457	E-R-0405-6600	2253200096P	RES CHIP 1/10W	RC 0603 1/10W 0 ohm J T	R325	1
458	N/A	2253268096P	RES CHIP 1/10W	RC 0603 1/10W 68 ohm J T	R327	1
459	E-R-0405-7003	2253275096P	RES CHIP 1/10W	RC 0603 1/10W 75 ohm J T	R328	1
460	E-R-0405-6409	2253210196P	RES CHIP 1/10W	RC 0603 1/10W 100 ohm J T	R329	1
461	E-R-0405-6409	2253210196P	RES CHIP 1/10W	RC 0603 1/10W 100 ohm J T	R331	1
462	E-R-0405-6600	2253200096P	RES CHIP 1/10W	RC 0603 1/10W 0 ohm J T	R332	1
463	N/A	2253268096P	RES CHIP 1/10W	RC 0603 1/10W 68 ohm J T	R335	1
464	E-R-0405-6409	2253210196P	RES CHIP 1/10W	RC 0603 1/10W 100 ohm J T	R336	1
465	E-R-0405-6600	2253200096P	RES CHIP 1/10W	RC 0603 1/10W 0 ohm J T	R337	1
466	E-R-0405-7003	2253275096P	RES CHIP 1/10W	RC 0603 1/10W 75 ohm J T	R338	1
467	E-R-0405-6409	2253210196P	RES CHIP 1/10W	RC 0603 1/10W 100 ohm J T	R339	1
468	E-R-0405-7002	2253251196P	RES CHIP 1/10W	RC 0603 1/10W 510 ohm J T	R340	1
469	E-R-0405-6413	2253220296P	RES CHIP 1/10W	RC 0603 1/10W 2.0Kohm J T	R342	1
470	E-R-0405-6409	2253210196P	RES CHIP 1/10W	RC 0603 1/10W 100 ohm J T	R343	1
471	E-R-0405-6416	2253233296P	RES CHIP 1/10W	RC 0603 1/10W 3.3Kohm J T	R344	1
472	E-R-0405-6416	2253233296P	RES CHIP 1/10W	RC 0603 1/10W 3.3Kohm J T	R345	1
473	E-R-0405-7002	2253251196P	RES CHIP 1/10W	RC 0603 1/10W 510 ohm J T	R346	1
474	E-R-0405-6413	2253220296P	RES CHIP 1/10W	RC 0603 1/10W 2.0Kohm J T	R348	1
475	E-00003527	2253247396P	RES CHIP 1/10W	RC 0603 1/10W 47Kohm J T	R349	1

Item	ViewSonic P/N	Ref. P/N	Description	Location	Universal number#	Q'ty
476	E-00003527	2253247396P	RES CHIP 1/10W	RC 0603 1/10W 47Kohm J T	R350	1
477	E-00003527	2253247396P	RES CHIP 1/10W	RC 0603 1/10W 47Kohm J T	R351	1
478	E-00003527	2253247396P	RES CHIP 1/10W	RC 0603 1/10W 47Kohm J T	R352	1
479	E-00003527	2253247396P	RES CHIP 1/10W	RC 0603 1/10W 47Kohm J T	R353	1
480	E-R-0405-6411	2253210396P	RES CHIP 1/10W	RC 0603 1/10W 10Kohm J T	R354	1
481	E-00003527	2253247396P	RES CHIP 1/10W	RC 0603 1/10W 47Kohm J T	R355	1
482	E-00003527	2253247396P	RES CHIP 1/10W	RC 0603 1/10W 47Kohm J T	R356	1
483	E-00003527	2253247396P	RES CHIP 1/10W	RC 0603 1/10W 47Kohm J T	R357	1
484	E-00003527	2253247396P	RES CHIP 1/10W	RC 0603 1/10W 47Kohm J T	R358	1
485	E-00003527	2253247396P	RES CHIP 1/10W	RC 0603 1/10W 47Kohm J T	R359	1
486	E-R-0405-6411	2253210396P	RES CHIP 1/10W	RC 0603 1/10W 10Kohm J T	R360	1
487	E-00003527	2253247396P	RES CHIP 1/10W	RC 0603 1/10W 47Kohm J T	R361	1
488	E-00003527	2253247396P	RES CHIP 1/10W	RC 0603 1/10W 47Kohm J T	R362	1
489	E-00003527	2253247396P	RES CHIP 1/10W	RC 0603 1/10W 47Kohm J T	R363	1
490	E-00003527	2253247396P	RES CHIP 1/10W	RC 0603 1/10W 47Kohm J T	R364	1
491	E-R-0405-7001	2253233096P	RES CHIP 1/10W	RC 0603 1/10W 33 ohm J T	R365	1
492	E-R-0405-7001	2253233096P	RES CHIP 1/10W	RC 0603 1/10W 33 ohm J T	R366	1
493	E-R-0405-6411	2253210396P	RES CHIP 1/10W	RC 0603 1/10W 10Kohm J T	R367	1
494	E-R-0405-6411	2253210396P	RES CHIP 1/10W	RC 0603 1/10W 10Kohm J T	R368	1
495	E-R-0405-6411	2253210396P	RES CHIP 1/10W	RC 0603 1/10W 10Kohm J T	R369	1
496	N/A	2251263406P	RES CHIP 1/10W	RC 0603 1/10W 634 ohm F T	R373	1
497	N/A	2253210496P	RES CHIP 1/10W	RC 0603 1/10W 100Kohm J T	R374	1
498	N/A	2251290996P	RES CHIP 1/10W	RC 0603 1/10W 90.9 ohm F T	R378	1
499	N/A	2253210496P	RES CHIP 1/10W	RC 0603 1/10W 100Kohm J T	R381	1
500	N/A	2251263406P	RES CHIP 1/10W	RC 0603 1/10W 634 ohm F T	R382	1
501	N/A	2251290996P	RES CHIP 1/10W	RC 0603 1/10W 90.9 ohm F T	R384	1
502	E-R-0405-7001	2253233096P	RES CHIP 1/10W	RC 0603 1/10W 33 ohm J T	R388	1
503	E-R-0405-7001	2253233096P	RES CHIP 1/10W	RC 0603 1/10W 33 ohm J T	R389	1
504	E-R-0405-7001	2253233096P	RES CHIP 1/10W	RC 0603 1/10W 33 ohm J T	R390	1
505	E-R-0405-7001	2253233096P	RES CHIP 1/10W	RC 0603 1/10W 33 ohm J T	R391	1
506	E-R-0405-6998	2253210096P	RES CHIP 1/10W	RC 0603 1/10W 10 ohm J T	R393	1
507	E-R-0405-6998	2253210096P	RES CHIP 1/10W	RC 0603 1/10W 10 ohm J T	R394	1
508	E-R-0405-6998	2253210096P	RES CHIP 1/10W	RC 0603 1/10W 10 ohm J T	R395	1
509	E-R-0405-7001	2253233096P	RES CHIP 1/10W	RC 0603 1/10W 33 ohm J T	R396	1
510	E-R-0405-7001	2253233096P	RES CHIP 1/10W	RC 0603 1/10W 33 ohm J T	R397	1
511	E-R-0405-6600	2253200096P	RES CHIP 1/10W	RC 0603 1/10W 0 ohm J T	R398	1
512	E-R-0405-7001	2253233096P	RES CHIP 1/10W	RC 0603 1/10W 33 ohm J T	R399	1
513	E-R-0405-6998	2253210096P	RES CHIP 1/10W	RC 0603 1/10W 10 ohm J T	R400	1
514	E-R-0405-6998	2253210096P	RES CHIP 1/10W	RC 0603 1/10W 10 ohm J T	R401	1
515	E-R-0405-6998	2253210096P	RES CHIP 1/10W	RC 0603 1/10W 10 ohm J T	R402	1
516	E-R-0405-6419	2253247296P	RES CHIP 1/10W	RC 0603 1/10W 4.7Kohm J T	R403	1
517	E-R-0405-6419	2253247296P	RES CHIP 1/10W	RC 0603 1/10W 4.7Kohm J T	R404	1
518	E-00003527	2253247396P	RES CHIP 1/10W	RC 0603 1/10W 47Kohm J T	R406	1
519	E-R-0405-6998	2253210096P	RES CHIP 1/10W	RC 0603 1/10W 10 ohm J T	R408	1
520	E-R-0405-6998	2253210096P	RES CHIP 1/10W	RC 0603 1/10W 10 ohm J T	R409	1
521	E-R-0405-6998	2253210096P	RES CHIP 1/10W	RC 0603 1/10W 10 ohm J T	R410	1
522	E-R-0405-6998	2253210096P	RES CHIP 1/10W	RC 0603 1/10W 10 ohm J T	R413	1
523	E-R-0405-6998	2253210096P	RES CHIP 1/10W	RC 0603 1/10W 10 ohm J T	R414	1
524	E-R-0405-6999	2253220396P	RES CHIP 1/10W	RC 0603 1/10W 20Kohm J T	R415	1
525	E-R-0405-6998	2253210096P	RES CHIP 1/10W	RC 0603 1/10W 10 ohm J T	R417	1
526	E-R-0405-6600	2253200096P	RES CHIP 1/10W	RC 0603 1/10W 0 ohm J T	R419	1
527	E-R-0405-6411	2253210396P	RES CHIP 1/10W	RC 0603 1/10W 10Kohm J T	R420	1
528	N/A	2253251296P	RES CHIP 1/10W	RC 0603 1/10W 5.1Kohm J T	R421	1
529	E-R-0405-6998	2253210096P	RES CHIP 1/10W	RC 0603 1/10W 10 ohm J T	R422	1
530	E-R-0405-6999	2253220396P	RES CHIP 1/10W	RC 0603 1/10W 20Kohm J T	R424	1
531	E-R-0405-6419	2253247296P	RES CHIP 1/10W	RC 0603 1/10W 4.7Kohm J T	R425	1
532	E-R-0405-6600	2253200096P	RES CHIP 1/10W	RC 0603 1/10W 0 ohm J T	R426	1
533	E-R-0405-6411	2253210396P	RES CHIP 1/10W	RC 0603 1/10W 10Kohm J T	R427	1
534	N/A	2253251296P	RES CHIP 1/10W	RC 0603 1/10W 5.1Kohm J T	R428	1
535	E-R-0405-6409	2253210196P	RES CHIP 1/10W	RC 0603 1/10W 100 ohm J T	R429	1
536	E-R-0405-6409	2253210196P	RES CHIP 1/10W	RC 0603 1/10W 100 ohm J T	R430	1
537	E-R-0405-6419	2253247296P	RES CHIP 1/10W	RC 0603 1/10W 4.7Kohm J T	R445	1
538	E-R-0405-6410	2253210296P	RES CHIP 1/10W	RC 0603 1/10W 1.0Kohm J T	R449	1
539	E-R-0405-6410	2253210296P	RES CHIP 1/10W	RC 0603 1/10W 1.0Kohm J T	R450	1
540	E-R-0405-6411	2253210396P	RES CHIP 1/10W	RC 0603 1/10W 10Kohm J T	R451	1
541	E-R-0405-6411	2253210396P	RES CHIP 1/10W	RC 0603 1/10W 10Kohm J T	R455	1
542	E-R-0405-6417	2253247096P	RES CHIP 1/10W	RC 0603 1/10W 47 ohm J T	R458	1
543	E-R-0405-6606	2253233196P	RES CHIP 1/10W	RC 0603 1/10W 330 ohm J T	R459	1
544	E-R-0405-6606	2253233196P	RES CHIP 1/10W	RC 0603 1/10W 330 ohm J T	R460	1
545	E-R-0405-6410	2253210296P	RES CHIP 1/10W	RC 0603 1/10W 1.0Kohm J T	R461	1
546	E-R-0405-6419	2253247296P	RES CHIP 1/10W	RC 0603 1/10W 4.7Kohm J T	R462	1
547	E-R-0405-6419	2253247296P	RES CHIP 1/10W	RC 0603 1/10W 4.7Kohm J T	R463	1
548	E-R-0405-6411	2253210396P	RES CHIP 1/10W	RC 0603 1/10W 10Kohm J T	R464	1
549	E-R-0405-6411	2253210396P	RES CHIP 1/10W	RC 0603 1/10W 10Kohm J T	R465	1
550	E-R-0405-6411	2253210396P	RES CHIP 1/10W	RC 0603 1/10W 10Kohm J T	R466	1
551	E-R-0405-6411	2253210396P	RES CHIP 1/10W	RC 0603 1/10W 10Kohm J T	R467	1
552	E-R-0405-6411	2253210396P	RES CHIP 1/10W	RC 0603 1/10W 10Kohm J T	R468	1
553	E-R-0405-6411	2253210396P	RES CHIP 1/10W	RC 0603 1/10W 10Kohm J T	R469	1
554	E-R-0405-6411	2253210396P	RES CHIP 1/10W	RC 0603 1/10W 10Kohm J T	R470	1
555	E-00003527	2253247396P	RES CHIP 1/10W	RC 0603 1/10W 47Kohm J T	R478	1

Item	ViewSonic P/N	Ref. P/N	Description	Location	Universal number#	Q'ty
556	E-00003527	2253247396P	RES CHIP 1/10W	RC 0603 1/10W 47Kohm J T	R480	1
557	N/A	2253210496P	RES CHIP 1/10W	RC 0603 1/10W 100Kohm J T	R481	1
558	E-R-0405-6411	2253210396P	RES CHIP 1/10W	RC 0603 1/10W 10Kohm J T	R483	1
559	E-R-0405-6411	2253210396P	RES CHIP 1/10W	RC 0603 1/10W 10Kohm J T	R484	1
560	E-R-0405-6411	2253210396P	RES CHIP 1/10W	RC 0603 1/10W 10Kohm J T	R485	1
561	E-R-0405-6999	2253220396P	RES CHIP 1/10W	RC 0603 1/10W 20Kohm J T	R486	1
562	E-R-0405-6411	2253210396P	RES CHIP 1/10W	RC 0603 1/10W 10Kohm J T	R487	1
563	E-00003527	2253247396P	RES CHIP 1/10W	RC 0603 1/10W 47Kohm J T	R489	1
564	E-00003527	2253247396P	RES CHIP 1/10W	RC 0603 1/10W 47Kohm J T	R490	1
565	E-R-0405-6419	2253247296P	RES CHIP 1/10W	RC 0603 1/10W 4.7Kohm J T	R491	1
566	E-R-0405-6600	2253200096P	RES CHIP 1/10W	RC 0603 1/10W 0 ohm J T	R492	1
567	E-R-0405-6998	2253210096P	RES CHIP 1/10W	RC 0603 1/10W 10 ohm J T	R494	1
568	E-R-0405-7003	2253275096P	RES CHIP 1/10W	RC 0603 1/10W 75 ohm J T	R500	1
569	E-R-0405-6600	2253200096P	RES CHIP 1/10W	RC 0603 1/10W 0 ohm J T	R501	1
570	E-R-0405-6419	2253247296P	RES CHIP 1/10W	RC 0603 1/10W 4.7Kohm J T	R503	1
571	E-R-0405-6600	2253200096P	RES CHIP 1/10W	RC 0603 1/10W 0 ohm J T	R504	1
572	E-R-0405-6600	2253200096P	RES CHIP 1/10W	RC 0603 1/10W 0 ohm J T	R505	1
573	E-R-0405-6601	2253210596P	RES CHIP 1/10W	RC 0603 1/10W 1.0Mohm J T	R506	1
574	N/A	2253210496P	RES CHIP 1/10W	RC 0603 1/10W 100Kohm J T	R507	1
575	E-R-0405-6601	2253210596P	RES CHIP 1/10W	RC 0603 1/10W 1.0Mohm J T	R508	1
576	N/A	225323396P	RES CHIP 1/10W	RC 0603 1/10W 33Kohm J T	R511	1
577	E-R-0405-6600	2253200096P	RES CHIP 1/10W	RC 0603 1/10W 0 ohm J T	R512	1
578	E-R-0405-6600	2253200096P	RES CHIP 1/10W	RC 0603 1/10W 0 ohm J T	R513	1
579	N/A	2253210496P	RES CHIP 1/10W	RC 0603 1/10W 100Kohm J T	R514	1
580	N/A	2253239296P	RES CHIP 1/10W	RC 0603 1/10W 3.9Kohm J T	R515	1
581	E-R-0405-6999	2253220396P	RES CHIP 1/10W	RC 0603 1/10W 20Kohm J T	R516	1
582	N/A	2251236516P	RES CHIP 1/10W	RC 0603 1/10W 3.65Kohm F T	R517	1
583	N/A	2251211516P	RES,CHIP 1/10	RC 0603 1/10W 1.15Kohm F T	R518	1
584	N/A	2253239296P	RES CHIP 1/10W	RC 0603 1/10W 3.9Kohm J T	R519	1
585	E-R-0405-6999	2253220396P	RES CHIP 1/10W	RC 0603 1/10W 20Kohm J T	R520	1
586	N/A	2251236516P	RES CHIP 1/10W	RC 0603 1/10W 3.65Kohm F T	R521	1
587	N/A	2251211516P	RES,CHIP 1/10	RC 0603 1/10W 1.15Kohm F T	R522	1
588	E-00003527	2253247396P	RES CHIP 1/10W	RC 0603 1/10W 47Kohm J T	R524	1
589	E-R-0405-6411	2253210396P	RES CHIP 1/10W	RC 0603 1/10W 10Kohm J T	R526	1
590	N/A	2251211006P	RES,CHIP 1/10	RC 0603 1/10W 110 ohm F T	R527	1
591	N/A	2251260496P	RES,CHIP 1/10	RC 0603 1/10W 60.4 ohm F T	R528	1
592	E-R-0405-6600	2253200096P	RES CHIP 1/10W	RC 0603 1/10W 0 ohm J T	R533	1
593	E-R-0405-6600	2253200096P	RES CHIP 1/10W	RC 0603 1/10W 0 ohm J T	R534	1
594	E-R-0405-6600	2253200096P	RES CHIP 1/10W	RC 0603 1/10W 0 ohm J T	R535	1
595	E-R-0405-6600	2253200096P	RES CHIP 1/10W	RC 0603 1/10W 0 ohm J T	R536	1
596	E-R-0405-6600	2253200096P	RES CHIP 1/10W	RC 0603 1/10W 0 ohm J T	R537	1
597	E-R-0405-6600	2253200096P	RES CHIP 1/10W	RC 0603 1/10W 0 ohm J T	R538	1
598	N/A	2202522802P	PCB MULTILAYER	328A71U M/B FR4*4 310*240 3.03	U001	1
599	N/A	2072257200P	HEAT SINK	JP166K AL28*28*8H	9H01	1
600	N/A	2336022713P	HI-LIFE LOW ESR E.CAP (4000HR)	EC 220u/ 16V 8*7 P=5.0 T	C102	1
601	N/A	2336010713P	HI-LIFE LOW ESR ELE CAP	EC 100u/ 16V 6.3*7 P=2.5 T	C103	1
602	N/A	2333310713P	CAP ELE 105°C	EC 100u/ 16V 6.3*11 P=2.5 T	C108	1
603	N/A	2336022713P	HI-LIFE LOW ESR E.CAP (4000HR)	EC 220u/ 16V 8*7 P=5.0 T	C110	1
604	N/A	2333347613P	CAP ELE 105°C	EC 47u/ 16V 5*11 P=2.5 T	C111	1
605	N/A	2336010713P	HI-LIFE LOW ESR ELE CAP	EC 100u/ 16V 6.3*7 P=2.5 T	C113	1
606	N/A	2336010713P	HI-LIFE LOW ESR ELE CAP	EC 100u/ 16V 6.3*7 P=2.5 T	C115	1
607	N/A	2333347613P	CAP ELE 105°C	EC 47u/ 16V 5*11 P=2.5 T	C117	1
608	N/A	2336310713P	CAP,MINI ELE 105°C	EC 100u/ 16V 6.3*7 P=2.5 T	C118	1
609	N/A	2333347613P	CAP ELE 105°C	EC 47u/ 16V 5*11 P=2.5 T	C119	1
610	N/A	2336310713P	CAP,MINI ELE 105°C	EC 100u/ 16V 6.3*7 P=2.5 T	C120	1
611	N/A	2336310713P	CAP,MINI ELE 105°C	EC 100u/ 16V 6.3*7 P=2.5 T	C121	1
612	N/A	2336322791P	CAP,MINI ELE 105°C	EC 220u/ 16V 8*7 P=5.0 T	C122	1
613	N/A	2336310713P	CAP,MINI ELE 105°C	EC 100u/ 16V 6.3*7 P=2.5 T	C124	1
614	N/A	2336310713P	CAP,MINI ELE 105°C	EC 100u/ 16V 6.3*7 P=2.5 T	C125	1
615	N/A	2336310713P	CAP,MINI ELE 105°C	EC 100u/ 16V 6.3*7 P=2.5 T	C128	1
616	E-00000999	2336347613P	CAP,MINI ELE 105°C	EC 47u/ 16V 5*7 P=2.5 T	C130	1
617	N/A	2336310713P	CAP,MINI ELE 105°C	EC 100u/ 16V 6.3*7 P=2.5 T	C131	1
618	N/A	2336022713P	HI-LIFE LOW ESR E.CAP (4000HR)	EC 220u/ 16V 8*7 P=5.0 T	C132	1
619	N/A	2336022713P	HI-LIFE LOW ESR E.CAP (4000HR)	EC 220u/ 16V 8*7 P=5.0 T	C192	1
620	N/A	2336022713P	HI-LIFE LOW ESR E.CAP (4000HR)	EC 220u/ 16V 8*7 P=5.0 T	C193	1
621	N/A	2336310713P	CAP,MINI ELE 105°C	EC 100u/ 16V 6.3*7 P=2.5 T	C210	1
622	N/A	2335310813P	CAP,ELE LOW ESR 105°C	EC 1000u/ 16V 10*20 P=5.0 T	C212	1
623	N/A	2336310713P	CAP,MINI ELE 105°C	EC 100u/ 16V 6.3*7 P=2.5 T	C219	1
624	N/A	2336022713P	HI-LIFE LOW ESR E.CAP (4000HR)	EC 220u/ 16V 8*7 P=5.0 T	C220	1
625	N/A	2336310713P	CAP,MINI ELE 105°C	EC 100u/ 16V 6.3*7 P=2.5 T	C222	1
626	N/A	2336610613P	CAP,MINI ELE 105°C	EC 10u/ 50V 5*7 P=2.5 T	C226	1
627	N/A	2336610613P	CAP,MINI ELE 105°C	EC 10u/ 50V 5*7 P=2.5 T	C227	1
628	E-00000999	2336347613P	CAP,MINI ELE 105°C	EC 47u/ 16V 5*7 P=2.5 T	C234	1
629	N/A	2336610613P	CAP,MINI ELE 105°C	EC 10u/ 50V 5*7 P=2.5 T	C238	1
630	N/A	2336610613P	CAP,MINI ELE 105°C	EC 10u/ 50V 5*7 P=2.5 T	C244	1
631	N/A	2336610613P	CAP,MINI ELE 105°C	EC 10u/ 50V 5*7 P=2.5 T	C252	1
632	N/A	2336610613P	CAP,MINI ELE 105°C	EC 10u/ 50V 5*7 P=2.5 T	C256	1
633	N/A	2336610613P	CAP,MINI ELE 105°C	EC 10u/ 50V 5*7 P=2.5 T	C264	1
634	N/A	2336610613P	CAP,MINI ELE 105°C	EC 10u/ 50V 5*7 P=2.5 T	C270	1
635	N/A	2336310713P	CAP,MINI ELE 105°C	EC 100u/ 16V 6.3*7 P=2.5 T	C271	1

Item	ViewSonic P/N	Ref. P/N	Description	Location	Universal number#	Q'ty
636	N/A	2336610613P	CAP,MINI ELE 105°C	EC 10u/ 50V 5*7 P=2.5 T	C274	1
637	N/A	2336610613P	CAP,MINI ELE 105°C	EC 10u/ 50V 5*7 P=2.5 T	C280	1
638	N/A	2336310713P	CAP,MINI ELE 105°C	EC 100u/ 16V 6.3*7 P=2.5 T	C281	1
639	N/A	2336310713P	CAP,MINI ELE 105°C	EC 100u/ 16V 6.3*7 P=2.5 T	C300	1
640	E-00000999	2336347613P	CAP,MINI ELE 105°C	EC 47u/ 16V 5*7 P=2.5 T	C330	1
641	E-00000999	2336347613P	CAP,MINI ELE 105°C	EC 47u/ 16V 5*7 P=2.5 T	C351	1
642	N/A	2336610613P	CAP,MINI ELE 105°C	EC 10u/ 50V 5*7 P=2.5 T	C358	1
643	N/A	2336310713P	CAP,MINI ELE 105°C	EC 100u/ 16V 6.3*7 P=2.5 T	C359	1
644	N/A	2336310713P	CAP,MINI ELE 105°C	EC 100u/ 16V 6.3*7 P=2.5 T	C362	1
645	N/A	2336310713P	CAP,MINI ELE 105°C	EC 100u/ 16V 6.3*7 P=2.5 T	C363	1
646	N/A	2336610613P	CAP,MINI ELE 105°C	EC 10u/ 50V 5*7 P=2.5 T	C365	1
647	N/A	2336610613P	CAP,MINI ELE 105°C	EC 10u/ 50V 5*7 P=2.5 T	C368	1
648	N/A	2336022713P	HI-LIFE LOW ESR E.CAP (4000HR)	EC 220u/ 16V 8*7 P=5.0 T	C418	1
649	E-00000999	2336347613P	CAP,MINI ELE 105°C	EC 47u/ 16V 5*7 P=2.5 T	C448	1
650	E-00000999	2336347613P	CAP,MINI ELE 105°C	EC 47u/ 16V 5*7 P=2.5 T	C449	1
651	N/A	2333622613P	CAP ELE 105°C	EC 22u/ 50V 5*11 P=2.5 T	C627	1
652	N/A	2333622613P	CAP ELE 105°C	EC 22u/ 50V 5*11 P=2.5 T	C628	1
653	N/A	2333622613P	CAP ELE 105°C	EC 22u/ 50V 5*11 P=2.5 T	C629	1
654	N/A	2333622613P	CAP ELE 105°C	EC 22u/ 50V 5*11 P=2.5 T	C630	1
655	N/A	2333622613P	CAP ELE 105°C	EC 22u/ 50V 5*11 P=2.5 T	C631	1
656	N/A	2333622613P	CAP ELE 105°C	EC 22u/ 50V 5*11 P=2.5 T	C632	1
657	N/A	2336610613P	CAP,MINI ELE 105°C	EC 10u/ 50V 5*7 P=2.5 T	C634	1
658	N/A	2336610613P	CAP,MINI ELE 105°C	EC 10u/ 50V 5*7 P=2.5 T	C635	1
659	N/A	2336310713P	CAP,MINI ELE 105°C	EC 100u/ 16V 6.3*7 P=2.5 T	C636	1
660	N/A	2336610613P	CAP,MINI ELE 105°C	EC 10u/ 50V 5*7 P=2.5 T	C645	1
661	N/A	2336610613P	CAP,MINI ELE 105°C	EC 10u/ 50V 5*7 P=2.5 T	C649	1
662	E-00000999	2336347613P	CAP,MINI ELE 105°C	EC 47u/ 16V 5*7 P=2.5 T	C652	1
663	N/A	2336610613P	CAP,MINI ELE 105°C	EC 10u/ 50V 5*7 P=2.5 T	C665	1
664	N/A	2336322791P	CAP,MINI ELE 105°C	EC 220u/ 16V 8*7 P=5.0 T	C669	1
665	E-00000999	2336347613P	CAP,MINI ELE 105°C	EC 47u/ 16V 5*7 P=2.5 T	C671	1
666	E-00000999	2336347613P	CAP,MINI ELE 105°C	EC 47u/ 16V 5*7 P=2.5 T	C673	1
667	N/A	2336610613P	CAP,MINI ELE 105°C	EC 10u/ 50V 5*7 P=2.5 T	C679	1
668	N/A	2336610613P	CAP,MINI ELE 105°C	EC 10u/ 50V 5*7 P=2.5 T	C686	1
669	N/A	2333622613P	CAP ELE 105°C	EC 22u/ 50V 5*11 P=2.5 T	C688	1
670	N/A	2333622613P	CAP ELE 105°C	EC 22u/ 50V 5*11 P=2.5 T	C691	1
671	E-00000999	2336347613P	CAP,MINI ELE 105°C	EC 47u/ 16V 5*7 P=2.5 T	C727	1
672	E-00000999	2336347613P	CAP,MINI ELE 105°C	EC 47u/ 16V 5*7 P=2.5 T	C735	1
673	N/A	2336322791P	CAP,MINI ELE 105°C	EC 220u/ 16V 8*7 P=5.0 T	C737	1
674	N/A	2336310713P	CAP,MINI ELE 105°C	EC 100u/ 16V 6.3*7 P=2.5 T	C741	1
675	N/A	2336047713P	HI-LIFE LOW ESR E.CAP (4000HR)	EC 470u/ 16V 8*12 P=5.0 T	C749	1
676	N/A	2336047713P	HI-LIFE LOW ESR E.CAP (4000HR)	EC 470u/ 16V 8*12 P=5.0 T	C750	1
677	E-C-0404-3096	2335310812P	CAP,ELE LOW ESR 105°C	EC 1000u/ 16V 10*20 P=5.0 K	C769	1
678	E-C-0404-3096	2335310812P	CAP,ELE LOW ESR 105°C	EC 1000u/ 16V 10*20 P=5.0 K	C774	1
679	N/A	2371130101P	COIL,CHOKE	T50-52 30uH 0.7mm/24Ts	L219	1
680	N/A	2371130101P	COIL,CHOKE	T50-52 30uH 0.7mm/24Ts	L227	1
681	N/A	2371120201P	COIL,CHOKE	2mH 10*15 0.3mm/231.5Ts P=5.0	L237	1
682	N/A	2346110496P	CAP,CHIP 125°C	CS 0603/X7R/50V 0.1u K T	C109	1
683	N/A	2346110496P	CAP,CHIP 125°C	CS 0603/X7R/50V 0.1u K T	C116	1
684	N/A	2346110496P	CAP,CHIP 125°C	CS 0603/X7R/50V 0.1u K T	C137	1
685	N/A	2346110496P	CAP,CHIP 125°C	CS 0603/X7R/50V 0.1u K T	C138	1
686	N/A	2346110496P	CAP,CHIP 125°C	CS 0603/X7R/50V 0.1u K T	C139	1
687	N/A	2346110496P	CAP,CHIP 125°C	CS 0603/X7R/50V 0.1u K T	C140	1
688	N/A	2346110496P	CAP,CHIP 125°C	CS 0603/X7R/50V 0.1u K T	C141	1
689	N/A	2346110496P	CAP,CHIP 125°C	CS 0603/X7R/50V 0.1u K T	C142	1
690	N/A	2346110496P	CAP,CHIP 125°C	CS 0603/X7R/50V 0.1u K T	C143	1
691	N/A	2346110496P	CAP,CHIP 125°C	CS 0603/X7R/50V 0.1u K T	C145	1
692	N/A	2346110496P	CAP,CHIP 125°C	CS 0603/X7R/50V 0.1u K T	C147	1
693	N/A	2346110496P	CAP,CHIP 125°C	CS 0603/X7R/50V 0.1u K T	C148	1
694	N/A	2346110496P	CAP,CHIP 125°C	CS 0603/X7R/50V 0.1u K T	C149	1
695	N/A	2346110496P	CAP,CHIP 125°C	CS 0603/X7R/50V 0.1u K T	C150	1
696	N/A	2346110496P	CAP,CHIP 125°C	CS 0603/X7R/50V 0.1u K T	C151	1
697	N/A	2346110496P	CAP,CHIP 125°C	CS 0603/X7R/50V 0.1u K T	C152	1
698	N/A	2346110496P	CAP,CHIP 125°C	CS 0603/X7R/50V 0.1u K T	C153	1
699	N/A	2346110496P	CAP,CHIP 125°C	CS 0603/X7R/50V 0.1u K T	C154	1
700	N/A	2346110496P	CAP,CHIP 125°C	CS 0603/X7R/50V 0.1u K T	C155	1
701	N/A	2346110496P	CAP,CHIP 125°C	CS 0603/X7R/50V 0.1u K T	C156	1
702	N/A	2346110496P	CAP,CHIP 125°C	CS 0603/X7R/50V 0.1u K T	C157	1
703	N/A	2346110496P	CAP,CHIP 125°C	CS 0603/X7R/50V 0.1u K T	C158	1
704	N/A	2346110496P	CAP,CHIP 125°C	CS 0603/X7R/50V 0.1u K T	C159	1
705	N/A	2346110496P	CAP,CHIP 125°C	CS 0603/X7R/50V 0.1u K T	C160	1
706	N/A	2346110496P	CAP,CHIP 125°C	CS 0603/X7R/50V 0.1u K T	C161	1
707	N/A	2346110496P	CAP,CHIP 125°C	CS 0603/X7R/50V 0.1u K T	C162	1
708	N/A	2346110496P	CAP,CHIP 125°C	CS 0603/X7R/50V 0.1u K T	C163	1
709	N/A	2346110496P	CAP,CHIP 125°C	CS 0603/X7R/50V 0.1u K T	C164	1
710	N/A	2346110496P	CAP,CHIP 125°C	CS 0603/X7R/50V 0.1u K T	C165	1
711	N/A	2346133296P	CAP,CHIP 125°C	CS 0603/X7R/50V 3300p K T	C166	1
712	N/A	2346133296P	CAP,CHIP 125°C	CS 0603/X7R/50V 3300p K T	C167	1
713	N/A	2346133296P	CAP,CHIP 125°C	CS 0603/X7R/50V 3300p K T	C168	1
714	N/A	2346133296P	CAP,CHIP 125°C	CS 0603/X7R/50V 3300p K T	C169	1
715	N/A	2346133296P	CAP,CHIP 125°C	CS 0603/X7R/50V 3300p K T	C170	1

Item	ViewSonic P/N	Ref. P/N	Description		Location	Universal number#	Q'ty
716	N/A	2346133296P	CAP,CHIP 125°C	CS 0603/X7R/50V 3300p K T	C171		1
717	N/A	2346133296P	CAP,CHIP 125°C	CS 0603/X7R/50V 3300p K T	C172		1
718	N/A	2346133296P	CAP,CHIP 125°C	CS 0603/X7R/50V 3300p K T	C173		1
719	N/A	2346110496P	CAP,CHIP 125°C	CS 0603/X7R/50V 0.1u K T	C174		1
720	N/A	2346110496P	CAP,CHIP 125°C	CS 0603/X7R/50V 0.1u K T	C176		1
721	N/A	2346110496P	CAP,CHIP 125°C	CS 0603/X7R/50V 0.1u K T	C177		1
722	N/A	2346110496P	CAP,CHIP 125°C	CS 0603/X7R/50V 0.1u K T	C178		1
723	N/A	2346110496P	CAP,CHIP 125°C	CS 0603/X7R/50V 0.1u K T	C179		1
724	N/A	2346110496P	CAP,CHIP 125°C	CS 0603/X7R/50V 0.1u K T	C180		1
725	N/A	2346110496P	CAP,CHIP 125°C	CS 0603/X7R/50V 0.1u K T	C181		1
726	N/A	2346110496P	CAP,CHIP 125°C	CS 0603/X7R/50V 0.1u K T	C182		1
727	N/A	2346110496P	CAP,CHIP 125°C	CS 0603/X7R/50V 0.1u K T	C183		1
728	N/A	2346110496P	CAP,CHIP 125°C	CS 0603/X7R/50V 0.1u K T	C185		1
729	N/A	2346110496P	CAP,CHIP 125°C	CS 0603/X7R/50V 0.1u K T	C186		1
730	N/A	2346110496P	CAP,CHIP 125°C	CS 0603/X7R/50V 0.1u K T	C187		1
731	N/A	2346110496P	CAP,CHIP 125°C	CS 0603/X7R/50V 0.1u K T	C188		1
732	N/A	2346110496P	CAP,CHIP 125°C	CS 0603/X7R/50V 0.1u K T	C189		1
733	N/A	2346110496P	CAP,CHIP 125°C	CS 0603/X7R/50V 0.1u K T	C190		1
734	N/A	2346110496P	CAP,CHIP 125°C	CS 0603/X7R/50V 0.1u K T	C191		1
735	N/A	2346133296P	CAP,CHIP 125°C	CS 0603/X7R/50V 3300p K T	C196		1
736	N/A	2346133296P	CAP,CHIP 125°C	CS 0603/X7R/50V 3300p K T	C197		1
737	N/A	2346110496P	CAP,CHIP 125°C	CS 0603/X7R/50V 0.1u K T	C198		1
738	N/A	2346110496P	CAP,CHIP 125°C	CS 0603/X7R/50V 0.1u K T	C199		1
739	N/A	2346110496P	CAP,CHIP 125°C	CS 0603/X7R/50V 0.1u K T	C200		1
740	N/A	2346110496P	CAP,CHIP 125°C	CS 0603/X7R/50V 0.1u K T	C201		1
741	N/A	2346110496P	CAP,CHIP 125°C	CS 0603/X7R/50V 0.1u K T	C202		1
742	N/A	2346110496P	CAP,CHIP 125°C	CS 0603/X7R/50V 0.1u K T	C203		1
743	N/A	2346110496P	CAP,CHIP 125°C	CS 0603/X7R/50V 0.1u K T	C204		1
744	N/A	2346110496P	CAP,CHIP 125°C	CS 0603/X7R/50V 0.1u K T	C205		1
745	N/A	2346110496P	CAP,CHIP 125°C	CS 0603/X7R/50V 0.1u K T	C206		1
746	N/A	2346110496P	CAP,CHIP 125°C	CS 0603/X7R/50V 0.1u K T	C214		1
747	N/A	2346110496P	CAP,CHIP 125°C	CS 0603/X7R/50V 0.1u K T	C215		1
748	N/A	2346110496P	CAP,CHIP 125°C	CS 0603/X7R/50V 0.1u K T	C216		1
749	N/A	2346110496P	CAP,CHIP 125°C	CS 0603/X7R/50V 0.1u K T	C217		1
750	N/A	2346110496P	CAP,CHIP 125°C	CS 0603/X7R/50V 0.1u K T	C218		1
751	N/A	2347647596P	CAP,CHIP 85°C	CS 0805/Y5V/16V 4.7u Z T	C221		1
752	N/A	2346110496P	CAP,CHIP 125°C	CS 0603/X7R/50V 0.1u K T	C230		1
753	N/A	2346110496P	CAP,CHIP 125°C	CS 0603/X7R/50V 0.1u K T	C233		1
754	N/A	2346110496P	CAP,CHIP 125°C	CS 0603/X7R/50V 0.1u K T	C235		1
755	N/A	2347647596P	CAP,CHIP 85°C	CS 0805/Y5V/16V 4.7u Z T	C236		1
756	E-00003865	2346710596P	CAP,CHIP 85°C	CS 0603/Y5V/16V 1.0u Z T	C239		1
757	N/A	2347647596P	CAP,CHIP 85°C	CS 0805/Y5V/16V 4.7u Z T	C240		1
758	N/A	2346110496P	CAP,CHIP 125°C	CS 0603/X7R/50V 0.1u K T	C241		1
759	N/A	2347710696P	CAP,CHIP 85°C	CS 0805/Y5V/10V 10u Z T	C243		1
760	E-00003865	2346710596P	CAP,CHIP 85°C	CS 0603/Y5V/16V 1.0u Z T	C245		1
761	N/A	2347647596P	CAP,CHIP 85°C	CS 0805/Y5V/16V 4.7u Z T	C246		1
762	N/A	2346110496P	CAP,CHIP 125°C	CS 0603/X7R/50V 0.1u K T	C247		1
763	N/A	2347710696P	CAP,CHIP 85°C	CS 0805/Y5V/10V 10u Z T	C248		1
764	N/A	2346110496P	CAP,CHIP 125°C	CS 0603/X7R/50V 0.1u K T	C249		1
765	E-C-0404-4424	2346110396P	CAP,CHIP 125°C	CS 0603/X7R/50V 0.01u K T	C250		1
766	N/A	2347710696P	CAP,CHIP 85°C	CS 0805/Y5V/10V 10u Z T	C251		1
767	E-00003865	2346710596P	CAP,CHIP 85°C	CS 0603/Y5V/16V 1.0u Z T	C253		1
768	N/A	2347647596P	CAP,CHIP 85°C	CS 0805/Y5V/16V 4.7u Z T	C254		1
769	N/A	2346110496P	CAP,CHIP 125°C	CS 0603/X7R/50V 0.1u K T	C255		1
770	N/A	2347647596P	CAP,CHIP 85°C	CS 0805/Y5V/16V 4.7u Z T	C260		1
771	N/A	2346110496P	CAP,CHIP 125°C	CS 0603/X7R/50V 0.1u K T	C261		1
772	N/A	2347647596P	CAP,CHIP 85°C	CS 0805/Y5V/16V 4.7u Z T	C262		1
773	N/A	2346110496P	CAP,CHIP 125°C	CS 0603/X7R/50V 0.1u K T	C263		1
774	E-00003865	2346710596P	CAP,CHIP 85°C	CS 0603/Y5V/16V 1.0u Z T	C265		1
775	N/A	2347647596P	CAP,CHIP 85°C	CS 0805/Y5V/16V 4.7u Z T	C266		1
776	N/A	2346110496P	CAP,CHIP 125°C	CS 0603/X7R/50V 0.1u K T	C267		1
777	N/A	2347647596P	CAP,CHIP 85°C	CS 0805/Y5V/16V 4.7u Z T	C268		1
778	N/A	2346110496P	CAP,CHIP 125°C	CS 0603/X7R/50V 0.1u K T	C269		1
779	E-00003865	2346710596P	CAP,CHIP 85°C	CS 0603/Y5V/16V 1.0u Z T	C275		1
780	N/A	2347647596P	CAP,CHIP 85°C	CS 0805/Y5V/16V 4.7u Z T	C276		1
781	N/A	2346110496P	CAP,CHIP 125°C	CS 0603/X7R/50V 0.1u K T	C277		1
782	N/A	2347647596P	CAP,CHIP 85°C	CS 0805/Y5V/16V 4.7u Z T	C284		1
783	N/A	2346110496P	CAP,CHIP 125°C	CS 0603/X7R/50V 0.1u K T	C285		1
784	N/A	2346110496P	CAP,CHIP 125°C	CS 0603/X7R/50V 0.1u K T	C286		1
785	N/A	2346110496P	CAP,CHIP 125°C	CS 0603/X7R/50V 0.1u K T	C287		1
786	N/A	2346133296P	CAP,CHIP 125°C	CS 0603/X7R/50V 3300p K T	C288		1
787	N/A	2346110496P	CAP,CHIP 125°C	CS 0603/X7R/50V 0.1u K T	C289		1
788	N/A	2346110496P	CAP,CHIP 125°C	CS 0603/X7R/50V 0.1u K T	C290		1
789	N/A	2346110496P	CAP,CHIP 125°C	CS 0603/X7R/50V 0.1u K T	C291		1
790	N/A	2346110496P	CAP,CHIP 125°C	CS 0603/X7R/50V 0.1u K T	C292		1
791	N/A	2346110496P	CAP,CHIP 125°C	CS 0603/X7R/50V 0.1u K T	C293		1
792	E-C-0404-4424	2346110396P	CAP,CHIP 125°C	CS 0603/X7R/50V 0.01u K T	C294		1
793	N/A	2346133296P	CAP,CHIP 125°C	CS 0603/X7R/50V 3300p K T	C295		1
794	N/A	2346133296P	CAP,CHIP 125°C	CS 0603/X7R/50V 3300p K T	C296		1
795	N/A	2346133296P	CAP,CHIP 125°C	CS 0603/X7R/50V 3300p K T	C297		1

Item	ViewSonic P/N	Ref. P/N	Description	Location	Universal number#	Q'ty
796	N/A	2346133296P	CAP,CHIP 125'C	CS 0603/X7R/50V 3300p K T	C298	1
797	N/A	2346110496P	CAP,CHIP 125'C	CS 0603/X7R/50V 0.1u K T	C301	1
798	N/A	2346110496P	CAP,CHIP 125'C	CS 0603/X7R/50V 0.1u K T	C302	1
799	N/A	2346110496P	CAP,CHIP 125'C	CS 0603/X7R/50V 0.1u K T	C303	1
800	N/A	2346110496P	CAP,CHIP 125'C	CS 0603/X7R/50V 0.1u K T	C305	1
801	N/A	2346110496P	CAP,CHIP 125'C	CS 0603/X7R/50V 0.1u K T	C306	1
802	E-C-0404-4424	2346110396P	CAP,CHIP 125'C	CS 0603/X7R/50V 0.01u K T	C354	1
803	E-C-0404-4424	2346110396P	CAP,CHIP 125'C	CS 0603/X7R/50V 0.01u K T	C355	1
804	E-C-0404-4424	2346110396P	CAP,CHIP 125'C	CS 0603/X7R/50V 0.01u K T	C356	1
805	E-C-0404-4424	2346110396P	CAP,CHIP 125'C	CS 0603/X7R/50V 0.01u K T	C357	1
806	N/A	2346110496P	CAP,CHIP 125'C	CS 0603/X7R/50V 0.1u K T	C360	1
807	N/A	2341110296P	CAP,CHIP 125'C	CS 0603/COG/50V 1000p J T	C361	1
808	N/A	2346110496P	CAP,CHIP 125'C	CS 0603/X7R/50V 0.1u K T	C369	1
809	N/A	2341110296P	CAP,CHIP 125'C	CS 0603/COG/50V 1000p J T	C370	1
810	N/A	2346110496P	CAP,CHIP 125'C	CS 0603/X7R/50V 0.1u K T	C371	1
811	N/A	2341110296P	CAP,CHIP 125'C	CS 0603/COG/50V 1000p J T	C372	1
812	N/A	2346110496P	CAP,CHIP 125'C	CS 0603/X7R/50V 0.1u K T	C373	1
813	N/A	2341110296P	CAP,CHIP 125'C	CS 0603/COG/50V 1000p J T	C374	1
814	N/A	2346110496P	CAP,CHIP 125'C	CS 0603/X7R/50V 0.1u K T	C375	1
815	N/A	2341110296P	CAP,CHIP 125'C	CS 0603/COG/50V 1000p J T	C376	1
816	N/A	2346110496P	CAP,CHIP 125'C	CS 0603/X7R/50V 0.1u K T	C379	1
817	N/A	2341110296P	CAP,CHIP 125'C	CS 0603/COG/50V 1000p J T	C380	1
818	N/A	2346110496P	CAP,CHIP 125'C	CS 0603/X7R/50V 0.1u K T	C381	1
819	N/A	2341110296P	CAP,CHIP 125'C	CS 0603/COG/50V 1000p J T	C382	1
820	N/A	2346110496P	CAP,CHIP 125'C	CS 0603/X7R/50V 0.1u K T	C383	1
821	N/A	2341110296P	CAP,CHIP 125'C	CS 0603/COG/50V 1000p J T	C384	1
822	N/A	2346110496P	CAP,CHIP 125'C	CS 0603/X7R/50V 0.1u K T	C385	1
823	N/A	2341110296P	CAP,CHIP 125'C	CS 0603/COG/50V 1000p J T	C386	1
824	N/A	2346110496P	CAP,CHIP 125'C	CS 0603/X7R/50V 0.1u K T	C387	1
825	N/A	2341110296P	CAP,CHIP 125'C	CS 0603/COG/50V 1000p J T	C388	1
826	N/A	2346110496P	CAP,CHIP 125'C	CS 0603/X7R/50V 0.1u K T	C389	1
827	N/A	2341110296P	CAP,CHIP 125'C	CS 0603/COG/50V 1000p J T	C390	1
828	N/A	2346110496P	CAP,CHIP 125'C	CS 0603/X7R/50V 0.1u K T	C391	1
829	N/A	2341110296P	CAP,CHIP 125'C	CS 0603/COG/50V 1000p J T	C392	1
830	N/A	2346110496P	CAP,CHIP 125'C	CS 0603/X7R/50V 0.1u K T	C393	1
831	N/A	2341110296P	CAP,CHIP 125'C	CS 0603/COG/50V 1000p J T	C394	1
832	N/A	2346110496P	CAP,CHIP 125'C	CS 0603/X7R/50V 0.1u K T	C395	1
833	N/A	2341110296P	CAP,CHIP 125'C	CS 0603/COG/50V 1000p J T	C396	1
834	N/A	2346110496P	CAP,CHIP 125'C	CS 0603/X7R/50V 0.1u K T	C397	1
835	N/A	2341110296P	CAP,CHIP 125'C	CS 0603/COG/50V 1000p J T	C398	1
836	N/A	2346110496P	CAP,CHIP 125'C	CS 0603/X7R/50V 0.1u K T	C399	1
837	N/A	2341110296P	CAP,CHIP 125'C	CS 0603/COG/50V 1000p J T	C400	1
838	N/A	2346110496P	CAP,CHIP 125'C	CS 0603/X7R/50V 0.1u K T	C402	1
839	N/A	2341110296P	CAP,CHIP 125'C	CS 0603/COG/50V 1000p J T	C403	1
840	N/A	2346110496P	CAP,CHIP 125'C	CS 0603/X7R/50V 0.1u K T	C404	1
841	N/A	2341110296P	CAP,CHIP 125'C	CS 0603/COG/50V 1000p J T	C405	1
842	N/A	2346110496P	CAP,CHIP 125'C	CS 0603/X7R/50V 0.1u K T	C406	1
843	N/A	2341110296P	CAP,CHIP 125'C	CS 0603/COG/50V 1000p J T	C407	1
844	N/A	2346110496P	CAP,CHIP 125'C	CS 0603/X7R/50V 0.1u K T	C408	1
845	N/A	2341110296P	CAP,CHIP 125'C	CS 0603/COG/50V 1000p J T	C409	1
846	E-C-0404-4424	2346110396P	CAP,CHIP 125'C	CS 0603/X7R/50V 0.01u K T	C620	1
847	E-C-0404-4828	2341110196P	CAP,CHIP 125'C	CS 0603/COG/50V 100p J T	C622	1
848	E-C-0404-4424	2346110396P	CAP,CHIP 125'C	CS 0603/X7R/50V 0.01u K T	C623	1
849	E-C-0404-4828	2341110196P	CAP,CHIP 125'C	CS 0603/COG/50V 100p J T	C626	1
850	N/A	2346110496P	CAP,CHIP 125'C	CS 0603/X7R/50V 0.1u K T	C666	1
851	N/A	2346110496P	CAP,CHIP 125'C	CS 0603/X7R/50V 0.1u K T	C674	1
852	N/A	2346110496P	CAP,CHIP 125'C	CS 0603/X7R/50V 0.1u K T	C675	1
853	N/A	2346110496P	CAP,CHIP 125'C	CS 0603/X7R/50V 0.1u K T	C676	1
854	N/A	2346110496P	CAP,CHIP 125'C	CS 0603/X7R/50V 0.1u K T	C677	1
855	N/A	2346110496P	CAP,CHIP 125'C	CS 0603/X7R/50V 0.1u K T	C680	1
856	N/A	2346110496P	CAP,CHIP 125'C	CS 0603/X7R/50V 0.1u K T	C682	1
857	N/A	2346110496P	CAP,CHIP 125'C	CS 0603/X7R/50V 0.1u K T	C683	1
858	N/A	2346110496P	CAP,CHIP 125'C	CS 0603/X7R/50V 0.1u K T	C684	1
859	N/A	2341110296P	CAP,CHIP 125'C	CS 0603/COG/50V 1000p J T	C756	1
860	N/A	2341110296P	CAP,CHIP 125'C	CS 0603/COG/50V 1000p J T	C757	1
861	N/A	2341110296P	CAP,CHIP 125'C	CS 0603/COG/50V 1000p J T	C758	1
862	N/A	2341110296P	CAP,CHIP 125'C	CS 0603/COG/50V 1000p J T	C759	1
863	E-00003865	2346710596P	CAP,CHIP 85'C	CS 0603/Y5V/16V 1.0u Z T	C771	1
864	N/A	2346110496P	CAP,CHIP 125'C	CS 0603/X7R/50V 0.1u K T	C772	1
865	N/A	2346133296P	CAP,CHIP 125'C	CS 0603/X7R/50V 3300p K T	C773	1
866	E-00003865	2346710596P	CAP,CHIP 85'C	CS 0603/Y5V/16V 1.0u Z T	C775	1
867	N/A	2346133296P	CAP,CHIP 125'C	CS 0603/X7R/50V 3300p K T	C777	1
868	E-D-0403-1779	2364503996P	DIODE,ZENER SMD	BZV55-C5V6 5% SOD-80C PHILIPS	D100 RA	1
869	E-D-0403-2808	2364505616P	DIODE,ZENER SMD	TZMC5V6 SOD-80 5.2-6.0V VISHAY	D100 RB	1
870	E-D-0403-1779	2364503996P	DIODE,ZENER SMD	BZV55-C5V6 5% SOD-80C PHILIPS	D103 RA	1
871	E-D-0403-2808	2364505616P	DIODE,ZENER SMD	TZMC5V6 SOD-80 5.2-6.0V VISHAY	D103 RB	1
872	E-D-0403-1779	2364503996P	DIODE,ZENER SMD	BZV55-C5V6 5% SOD-80C PHILIPS	D105 RA	1
873	E-D-0403-2808	2364505616P	DIODE,ZENER SMD	TZMC5V6 SOD-80 5.2-6.0V VISHAY	D105 RB	1
874	E-D-0403-1779	2364503996P	DIODE,ZENER SMD	BZV55-C5V6 5% SOD-80C PHILIPS	D107 RA	1
875	E-D-0403-2808	2364505616P	DIODE,ZENER SMD	TZMC5V6 SOD-80 5.2-6.0V VISHAY	D107 RB	1

Item	ViewSonic P/N	Ref. P/N	Description	Location	Universal number#	Q'ty
876	E-D-0403-1779	2364503996P	DIODE,ZENER SMD	BZV55-C5V6 5% SOD-80C PHILIPS	D108 RA	1
877	E-D-0403-2808	2364505616P	DIODE,ZENER SMD	TZMC5V6 SOD-80 5.2-6.0V VISHAY	D108 RB	1
878	E-D-0403-1779	2364503996P	DIODE,ZENER SMD	BZV55-C5V6 5% SOD-80C PHILIPS	D109 RA	1
879	E-D-0403-2808	2364505616P	DIODE,ZENER SMD	TZMC5V6 SOD-80 5.2-6.0V VISHAY	D109 RB	1
880	N/A	2364302496P	DIODE,SCHOTTKY(SMD)	SM17 DO-214AC MOSPEC	D138	1
881	N/A	2364302496P	DIODE,SCHOTTKY(SMD)	SM17 DO-214AC MOSPEC	D139	1
882	N/A	2379500296P	BEAD,HI-CURRENT	Z= 120 ohm 0805 I=6.0A	L102	1
883	N/A	2379512106P	BEAD,HI-CURRENT	Z= 120 ohm 0603 I=3.0A	L111	1
884	N/A	2379360006P	BEAD,HI-IMPEDANCE	Z= 60 ohm(200MHZ~) 0603 300mA	L115	1
885	N/A	2379360006P	BEAD,HI-IMPEDANCE	Z= 60 ohm(200MHZ~) 0603 300mA	L116	1
886	N/A	2379512106P	BEAD,HI-CURRENT	Z= 120 ohm 0603 I=3.0A	L117	1
887	N/A	2379360006P	BEAD,HI-IMPEDANCE	Z= 60 ohm(200MHZ~) 0603 300mA	L119	1
888	N/A	2379360006P	BEAD,HI-IMPEDANCE	Z= 60 ohm(200MHZ~) 0603 300mA	L120	1
889	N/A	2379360006P	BEAD,HI-IMPEDANCE	Z= 60 ohm(200MHZ~) 0603 300mA	L122	1
890	N/A	2379360006P	BEAD,HI-IMPEDANCE	Z= 60 ohm(200MHZ~) 0603 300mA	L124	1
891	N/A	2377422996P	INDUCTOR CHIP MULTI-LAYER	2.2uH/0603 K T	L125	1
892	N/A	2377422996P	INDUCTOR CHIP MULTI-LAYER	2.2uH/0603 K T	L126	1
893	N/A	2379512106P	BEAD,HI-CURRENT	Z= 120 ohm 0603 I=3.0A	L143	1
894	N/A	2379360006P	BEAD,HI-IMPEDANCE	Z= 60 ohm(200MHZ~) 0603 300mA	L145	1
895	N/A	2379360006P	BEAD,HI-IMPEDANCE	Z= 60 ohm(200MHZ~) 0603 300mA	L147	1
896	N/A	2379512106P	BEAD,HI-CURRENT	Z= 120 ohm 0603 I=3.0A	L175	1
897	N/A	2379360006P	BEAD,HI-IMPEDANCE	Z= 60 ohm(200MHZ~) 0603 300mA	L177	1
898	N/A	2379512106P	BEAD,HI-CURRENT	Z= 120 ohm 0603 I=3.0A	L178	1
899	N/A	2379500296P	BEAD,HI-CURRENT	Z= 120 ohm 0805 I=6.0A	L211	1
900	N/A	2367101996P	FILTER,CER S	SGM20C1E332-2A SUMITOMO	L232	1
901	N/A	2360609496P	FET,N-CH(SMD)	2N7002G SOT-23 Pyramis	Q104 RA	1
902	N/A	2360609096P	FET,N-CH(SMD)	2N7002K SOT-23 PHILIPS	Q104 RB	1
903	N/A	2360607696P	FET,N-CH(SMD)	2N7002 SOT-23 FAIRCHILD	Q104 RC	1
904	N/A	2360609496P	FET,N-CH(SMD)	2N7002G SOT-23 Pyramis	Q105 RA	1
905	N/A	2360609096P	FET,N-CH(SMD)	2N7002K SOT-23 PHILIPS	Q105 RB	1
906	N/A	2360607696P	FET,N-CH(SMD)	2N7002 SOT-23 FAIRCHILD	Q105 RC	1
907	E-R-0405-6600	2253200096P	RES CHIP 1/10W	RC 0603 1/10W 0 ohm J T	R121	1
908	E-R-0405-6603	2253222096P	RES CHIP 1/10W	RC 0603 1/10W 22 ohm J T	R132	1
909	E-R-0405-6603	2253222096P	RES CHIP 1/10W	RC 0603 1/10W 22 ohm J T	R139	1
910	N/A	2251249996P	RES CHIP 1/10W	RC 0603 1/10W 49.9 ohm F T	R149	1
911	N/A	2251249996P	RES CHIP 1/10W	RC 0603 1/10W 49.9 ohm F T	R150	1
912	E-R-0405-6411	2253210396P	RES CHIP 1/10W	RC 0603 1/10W 10Kohm J T	R155	1
913	E-R-0405-6600	2253200096P	RES CHIP 1/10W	RC 0603 1/10W 0 ohm J T	R156	1
914	E-R-0405-6600	2253200096P	RES CHIP 1/10W	RC 0603 1/10W 0 ohm J T	R157	1
915	E-R-0405-6411	2253210396P	RES CHIP 1/10W	RC 0603 1/10W 10Kohm J T	R158	1
916	E-R-0405-6600	2253200096P	RES CHIP 1/10W	RC 0603 1/10W 0 ohm J T	R172	1
917	N/A	2253210496P	RES CHIP 1/10W	RC 0603 1/10W 100Kohm J T	R187	1
918	N/A	2253210496P	RES CHIP 1/10W	RC 0603 1/10W 100Kohm J T	R189	1
919	N/A	2253210496P	RES CHIP 1/10W	RC 0603 1/10W 100Kohm J T	R192	1
920	N/A	2253210496P	RES CHIP 1/10W	RC 0603 1/10W 100Kohm J T	R195	1
921	E-R-0405-6419	2253247296P	RES CHIP 1/10W	RC 0603 1/10W 4.7Kohm J T	R211	1
922	E-R-0405-6600	2253200096P	RES CHIP 1/10W	RC 0603 1/10W 0 ohm J T	R219	1
923	N/A	2253210496P	RES CHIP 1/10W	RC 0603 1/10W 100Kohm J T	R341	1
924	N/A	2253210496P	RES CHIP 1/10W	RC 0603 1/10W 100Kohm J T	R347	1
925	E-R-0405-6411	2253210396P	RES CHIP 1/10W	RC 0603 1/10W 10Kohm J T	R379	1
926	N/A	2253251296P	RES CHIP 1/10W	RC 0603 1/10W 5.1Kohm J T	R380	1
927	N/A	2253210496P	RES CHIP 1/10W	RC 0603 1/10W 100Kohm J T	R383	1
928	E-R-0405-6411	2253210396P	RES CHIP 1/10W	RC 0603 1/10W 10Kohm J T	R385	1
929	N/A	2253251296P	RES CHIP 1/10W	RC 0603 1/10W 5.1Kohm J T	R386	1
930	N/A	2253210496P	RES CHIP 1/10W	RC 0603 1/10W 100Kohm J T	R387	1
931	E-C-0404-3096	2335310812P	CAP,ELE LOW ESR 105°C	EC 1000u/ 16V 10*20 P=5.0 K	C105	1
932	E-C-0404-3096	2335310812P	CAP,ELE LOW ESR 105°C	EC 1000u/ 16V 10*20 P=5.0 K	C106	1
933	N/A	2333647513P	CAP ELE 105°C	EC 4.7u/ 50V 5*11 P=2.5 T	C646	1
934	N/A	2333647513P	CAP ELE 105°C	EC 4.7u/ 50V 5*11 P=2.5 T	C650	1
935	N/A	2301333491P	CAP MEB	MEB 0.33u/ 63V P=5.0 J T	C751	1
936	N/A	2301333491P	CAP MEB	MEB 0.33u/ 63V P=5.0 J T	C767	1
937	N/A	2416902100P	UV TUNER	FQ1236/FH-5(MK5) NTSC PHILIPS	I112	1
938	N/A	2365104000P	MEMORY IC	24LC22A-I/P PDIP-8 MICROCHIP	I116	1
939	E-IC-0401-2017	2365412600P	DIGITAL IC	24LC21A/P PSDIP-8 MICROCHIP	I133	1
940	N/A	2365328600P	LINEAR IC	AT24C16A-10PI-2.7 PDIP-8 ATMEL	I144 RA	1
941	N/A	2365316200P	LINEAR IC	24LC16B-I/PG DIP-8 MICROCHIP	I144 RB	1
942	N/A	2371115001P	COIL,CHOKE	15uH/ 8*10 UEW 0.5mm/21.5Ts	L202	1
943	N/A	2371115001P	COIL,CHOKE	15uH/ 8*10 UEW 0.5mm/21.5Ts	L203	1
944	N/A	2371115001P	COIL,CHOKE	15uH/ 8*10 UEW 0.5mm/21.5Ts	L206	1
945	N/A	2371115001P	COIL,CHOKE	15uH/ 8*10 UEW 0.5mm/21.5Ts	L207	1
946	N/A	2404301011P	CONNECTOR	JST XH 12P SIDE P=2.5 OR EQUAL	P100	1
947	N/A	2405322201P	RCA JACK	2*2P (4P BLU/YEL/RED/GRN)	P101	1
948	N/A	2405324201P	RCA JACK	2*2P (WHITE/RED)	P102	1
949	N/A	2407442900P	SOCKET	MINI DIN 4P SIDE BLACK	P103	1
950	N/A	2407430900P	SOCKET	DHSB-15FTF7 BLUE(661C) LEOCO	P106	1
951	N/A	2405106000P	EARPHONE JACK	2SJ-P520-A04 (577C) SINGATRON	P107	1
952	N/A	2405322202P	RCA JACK	RCA JACK 2P (WHT/RED)	P108	1
953	N/A	2404300003P	CONNECTOR	JST XH 4P TOP P=2.5 OR EQUAL	P109	1
954	N/A	2405105900P	EARPHONE JACK	ERR 3.5 S SIDE 284C(BLUE)	P110	1
955	M-MS-0808-6354	2404301105P	CONNECTOR	JST PH 6P SIDE P=2.0 OR EQUAL	P112	1

Item	ViewSonic P/N	Ref. P/N	Description	Location	Universal number#	Q'ty
956	N/A	2404301106P	CONNECTOR	JST PH 7P SIDE P=2.0 OR EQUAL	P113	1
957	N/A	2404312130P	CONNECTOR	2R1L TOP P=2.0mm 2046P**V***	P114	1
958	N/A	2369104701P	XTAL,OSC	27.000MHZ/49US 0.1mW/20pF	X100	1
959	N/A	2404301106P	CONNECTOR	JST PH 7P SIDE P=2.0 OR EQUAL	P701	1
960	M-SW-0815-0182	2403702200P	TACT SWITCH	TSAA-2 HUAJIE	S702	1
961	M-SW-0815-0182	2403702200P	TACT SWITCH	TSAA-2 HUAJIE	S703	1
962	M-SW-0815-0182	2403702200P	TACT SWITCH	TSAA-2 HUAJIE	S704	1
963	M-SW-0815-0182	2403702200P	TACT SWITCH	TSAA-2 HUAJIE	S705	1
964	M-SW-0815-0182	2403702200P	TACT SWITCH	TSAA-2 HUAJIE	S706	1
965	M-SW-0815-0182	2403702200P	TACT SWITCH	TSAA-2 HUAJIE	S707	1
966	N/A	2202129800P	PC BOARD	JC278 KEY/B CEM1 120*20 V1.00	U701	1
967	N/A	2363705101P	LED	L-3WEGW KINGBRIGHT	D711	1
968	N/A	2419301400P	RECEIV BLOCK	ECM-A38-3VS28 ECEL	I711	1
969	M-MS-0808-6354	2404301105P	CONNECTOR	JST PH 6P SIDE P=2.0 OR EQUAL	P711	1
970	M-SW-0815-0182	2403702200P	TACT SWITCH	TSAA-2 HUAJIE	S701	1
971	N/A	2202130900P	PC BOARD	JC328A IR/B CEM1 54*53	U702	1
972	B-00005504	2200227028P	PC BOARD ASS'Y	FSP212-3F01(J051) SPI	U801 RA	1
973	B-00005963	2200202400P	PC BOARD ASS'Y	201-C001 JC328 DARFON	U801 RB	1
974	N/A	2024267902P	FRONT BEZEL	32AA ABS HB BLACK C	1F01	1
975	N/A	2054256101P	ORNAMENT	JC32 FRONT BAR ABS HB AL-PLATE	1F02	1
976	N/A	2033150500P	IR COVER	JC32AA PC476C (GE-121R-111)	1F03	1
977	N/A	2053754101P	LED INDIC.-PWR	JC32AA PMMA	1F04	1
978	N/A	2053753901P	LED INDIC.-PWR	JC278 ABS 94HB AL-PLATE	1F05	1
979	N/A	2044266501P	FUNCTION KEY	JC278 ABS 94V0 AL-PLATE POWER	1F06	1
980	N/A	2051355700P	NAME PLATE	57*9.1MM ELECTOR LABEL N3251W	1F07	1
981	N/A	2427407004P	WIRE HARNESS	7/7P H/H 1007#26 L=280mm	P702	1
982	N/A	2427406004P	WIRE HARNESS	6/6P H/H 1007#26 L=550mm	P703	1
983	N/A	2427404006P	WIRE HARNESS	4/2+2P H/A 1007#24 L=600mm	P704	1
984	N/A	2427414003P	WIRE HARNESS	10/14P H/H 1007#28+128C L=280	P705	1
985	N/A	2427430023P	WIRE HARNESS	30/30P H/H 1571#28 L=350mm	P709	1
986	E-00005966	2212010800P	LCD PANEL	CLAA320WA-01C-A CPT	V901	1
987	N/A	2063451900P	ADHESI SHEET	PORON(MX-48HF)28*10 T=3MM	1F19	1
988	N/A	2071871500P	BRACKET, FIX	SECC T=1.0MM FIX CPT PANEL	1F20	2
989	N/A	2082740082P	SCREW,BND+	M4X8(BND+)	1F21	8
990	N/A	2071972301P	METAL FITTG(DIGITAL)(U)	SECC T=1mm(CPT PANEL)	1F22	1
991	M-SCW-0824-0811	2080003700P	SCREW,SPE	ISZZTER001A M3*6L MSWR17/FZMYI	1F23	8
992	N/A	2082740082P	SCREW,BND+	M4X8(BND+)	1F25	2
993	M-SCW-0824-0811	2080003700P	SCREW,SPE	ISZZTER001A M3*6L MSWR17/FZMYI	1F26	5
994	M-SCW-0824-0811	2080003700P	SCREW,SPE	ISZZTER001A M3*6L MSWR17/FZMYI	1F27	4
995	N/A	2072050902P	METAL FITTG-I/O (RIGHT)(2U/S)	SECC T=1.0MM	1F28	1
996	N/A	2082630042P	SCREW	M3*4 P=0.5	1F29	3
997	N/A	2072050705P	METAL FITTG-I/O (DOWN)(2U/S)	SECC T=1.0MM(NO HOT SWITCHES)	1F30	1
998	N/A	2082630042P	SCREW	M3*4 P=0.5	1F31	4
999	N/A	2083630068P	SCREW FMS+	M3X6,M,S-TITE,F,NI	1F32	2
1000	M-SCW-0824-0285	2084730082P	SCREW,BND T+	M3X8(BND T+)	1F33	1
1001	M-SCW-0824-6719	2082630062P	SCREW	M3X6 P=0.5	1F34	1
1002	N/A	2083630068P	SCREW FMS+	M3X6,M,S-TITE,F,NI	1F35	2
1003	N/A	2027263801P	DUST COVER -I/O (2U/S)	JC32 ABS HB BLACK C	1F36	1
1004	N/A	2083730102P	SCREW,BND T+	SCREW BND T+	1F37	2
1005	M-SCW-0824-0811	2080003700P	SCREW,SPE	ISZZTER001A M3*6L MSWR17/FZMYI	1F38	4
1006	N/A	2080040062P	SCREW,SPE	M4*8 PMS-3/W	1F39	1
1007	N/A	2061254000P	SPONGE	SPONGE BLACK 10*6*180MM	1F40	1
1008	N/A	2071800300P	BRACKET, FIX	62*8*3.4 T=0.5MM WITH PVC TUBE	1F41	1
1009	N/A	2071972400P	METAL FITTG	SECC T=1.0MM VESA SUPPORT	1F50	1
1010	N/A	2083630068P	SCREW FMS+	M3X6,M,S-TITE,F,NI	1F51	4
1011	N/A	2082630042P	SCREW	M3*4 P=0.5	1F52	14
1012	N/A	2084740122P	SCREW,BND T+	M4*12 (BND T+)	1F54	4
1013	N/A	2027259602P	DUST COVER	JC32 ABS HB BLACK C	1F55	1
1014	N/A	2044266601P	FUNCTION KEY	JC278 ABS 94V0 AL-PLATE FUNCTI	1F56	1
1015	M-SCW-0824-0285	2084730082P	SCREW,BND T+	M3X8(BND T+)	1F57	2
1016	M-SCW-0824-6719	2082630062P	SCREW	M3X6 P=0.5	1F58	2
1017	N/A	2084740082P	SCREW,BND T+	M4X8(BND T+)	1F59	2
1018	N/A	2433310011P	SHIELDING FOAM	W10*H3*L15mm	K901	1
1019	N/A	2407001800P	SOCKET, ASSY	INLET/5P CONN. 1015#18 L=90mm	P801	1
1020	N/A	2391310062P	SPEAKER ASS'Y	10W/6ohm L228*W65*H77mm	W901	2
1021	M-SCW-0824-0285	2084730082P	SCREW,BND T+	M3X8(BND T+)	1F12	4
1022	N/A	2071871400P	BRACKET, FIX	SECC T=2.0MM FIX ARM	1F60	1
1023	N/A	2086240122P	SCREW,P SW+	M4*12 PSW+	1F61	2
1024	N/A	2084740122P	SCREW,BND T+	M4*12 (BND T+)	1F62	6
1025	N/A	2061254002P	SPONGE	SPONGE BLACK 20*30*50MM	1F71	2
1026	N/A	2074750200P	LED HOLDER-PWR	NYLON66 H=8.0mm LED308	9R81	1
1027	N/A	2022265407P	CABI BACK(MT11020)(NO HOT SWIT	JC32(T)ABS HB BLACK C(2U)	2C01	1
1028	N/A	2061254000P	SPONGE	SPONGE BLACK 10*6*180MM	2C02	1
1029	N/A	2055636055P	LABEL	N3250W(L)VS11335-1L SMALL LABE	6P05	1
1030	M-LB-0813-0530	2055617101P	LABEL	10*20 HI-POT TESTED OK	6P13	1
1031	N/A	2055135134P	LABEL	N3250W(L) VS11335(1L) CPT	6P50	1
1032	HW-00003572	2071874401P	BRACKET, FIX	JC328AA BASE AL(BLACK C)	5B01	1
1033	N/A	2082750402P	SCREW,BND+	M5X40,M,P,ZN-CC	5B02	4
1034	N/A	2039802303P	FOOT PAD	VA520 CR420xφ16.5x5.8 BLACK	5B03	6
1035	N/A	2082740084P	SCREW,BND+	BMS 4X8 BLACK	2C12	2

Item	ViewSonic P/N	Ref. P/N	Description	Location	Universal number#	Q'ty
1036	M-SCW-0824-6944	2084740124P	SCREW,BND T+	M4X12(BND T+) (BLK)	2C13	2
1037	N/A	2082340102P	SCREW,CSK+	SCREW F M4X10 (CSK+)	2C14	6
1038	N/A	2027262602P	DUST COVER(MT11020)	JC32(T)ABS HB BLACK C (R)	2C15	1
1039	N/A	2027262702P	DUST COVER(MT11020)	JC32(T)ABS HB BLACK C (D)	2C16	1
1040	N/A	2080005900P	SCREW,SPE	M6*10MM TYPE"1" BLACK ZN	2C17	6
1041	N/A	2005100500P	BATTERY,DRY	R03UG 1.5V (AAA) TOSHIBA	B901	2
1042	A-00006621	2419200088P	CONT BLOCK	JC328AAX2S ViewSonic N3250W-L	H901	1
1043	A-00005362	2427130046P	AC POWER CORD	USA WALL 1.83M BLACK	P901	1
1044	A-VC-0101-0386	2427501187P	I/O CABLE	D15/D15 20276(3+6) 1.83M BLACK	P902 RA	1
1045	CB-00005507	2427501195P	I/O CABLE	D15/D15 20276(4.5) 1.83M BLACK	P902 RB	1
1046	CB-00003425	2427701893P	CABLE	RCA 3P(Y/R/W) 2562#26 1.8M BLK	P904	1
1047	DC-00006367	2001131599P	OWNER GUIDE	N3250W(L) VS11335-1L SOUTH USA	6P80	1
1048	DC-00006620	2002310587P	GUARANT CARD	VIEWSONIC N3250W(L) (L) QSG	6P81	1
1049	P-00004497	2011100017P	CARTON BOX	360X220X50mm (WXDXH) BOX(B)	6P85	1
1050	N/A	2013228807P	POLYETHY BAG	200X350X0.03T mm LDPE B5	6P86	1
1051	P-00006630	2011132534P	CARTON BOX	VIEWSONIC N3250W(L) VS11335-1L	6P01	1
1052	N/A	2055632217P	LABEL	N3250W(L) VS11335(1L) (L)CPT	6P02	1
1053	N/A	2055613507P	LABEL	N3250W(L) HDMI STICKER-FRONT	6P04	1
1054	M-LB-0813-0856	2055613379P	LABEL	VIEWSONIC CONTAINER LABEL	6P11	1/6
1055	M-LB-0813-0959	2055613392P	LABEL	VSC HIGH VOLTAGE WARNING LABEL	6P14	1
1056	P-00004461	2012184600P	POLYFOAM	32"AA TOP(R) EPE	6P20	1
1057	P-00004462	2012184700P	POLYFOAM	32"AA TOP(L) EPE	6P21	1
1058	P-00004463	2012184800P	POLYFOAM	32"AA DOWN EPE	6P22	1
1059	N/A	2063302100P	PROTECTOR	735*430*0.09mm	6P30	1
1060	P-00005968	2013054007P	POLYETHY BAG	870*800MM HDPE BAG	6P60	1
1061	P-00006599	2013054029P	POLYETHY BAG	1700*1300MM T=0.03MM HDPE	6P61	10/21

*Reader's Response**

Dear Readers:

Thank you in advance for your feedback on our Service Manual, which allows continuous improvement of our products. We would appreciate your completion of the Assessment Matrix below, for return to ViewSonic Corporation.

Assessment

A. What do you think about the content of **this** Service Manual?

<i>Unit</i>	<i>Excellent</i>	<i>Good</i>	<i>Fair</i>	<i>Bad</i>
1. Precautions and Safety Notices				
2. Specification				
3. Front Panel Function Control Description				
4. Circuit Description				
5. Adjustment Procedure				
6. Trouble Shooting Flow Chart				
7. Block Diagrams				
8. Schematic Diagrams				
9. PCB Layout Diagrams				
10. Exploded Diagram and Exploded Parts List				
11. Recommended Spare Parts List				

B. Are you satisfied with **this** Service Manual?

<i>Item</i>	<i>Excellent</i>	<i>Good</i>	<i>Fair</i>	<i>Bad</i>
1. Service Manual Content				
2. Service Manual Layout				
3. The form and listing				

C. Do you have any other opinions or suggestions regarding **this** service manual?

Reader's basic data:

Name:		Title:	
Company:			
Add:			
Tel:		Fax:	
E-mail:			

After completing this form, please return it to ViewSonic Quality Assurance in the USA at facsimile 1-909-839-7943. You may also e-mail any suggestions to the Director, Quality Systems & Processes (marc.maupin@viewsonic.com)